FPNITNLCPFGE(=PEP)_4_3_1_0_0, 0_None, 0_None,
m/z:1406.59(3+), RT:60.03, hcd-score:74.51

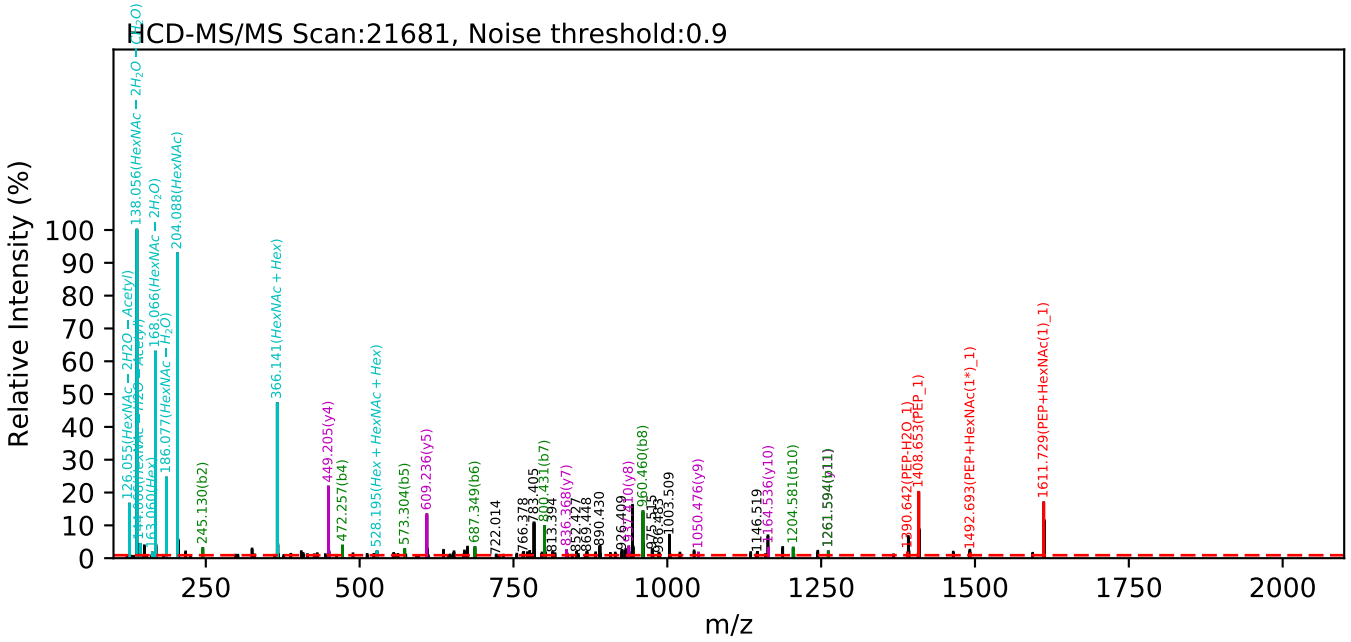

FPNITNLCPFGE(=PEP)_4_3_1_0_0, 0_None, 0_None,
m/z:1406.59(3+), RT:60.03, hcd-score:74.51

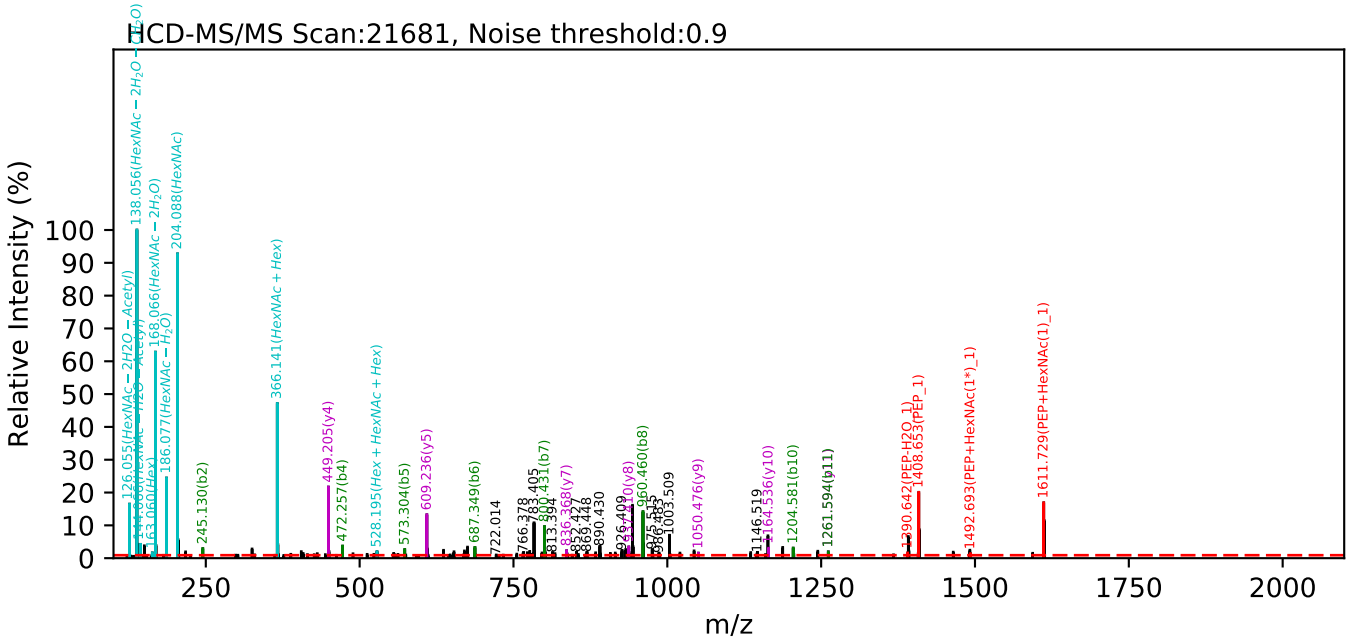

FPNITNLCPFGE(=PEP)_6_5_3_1_0, 0_None, 0_None,
m/z:1375.89(3+), RT:67.82, hcd-score:100.00

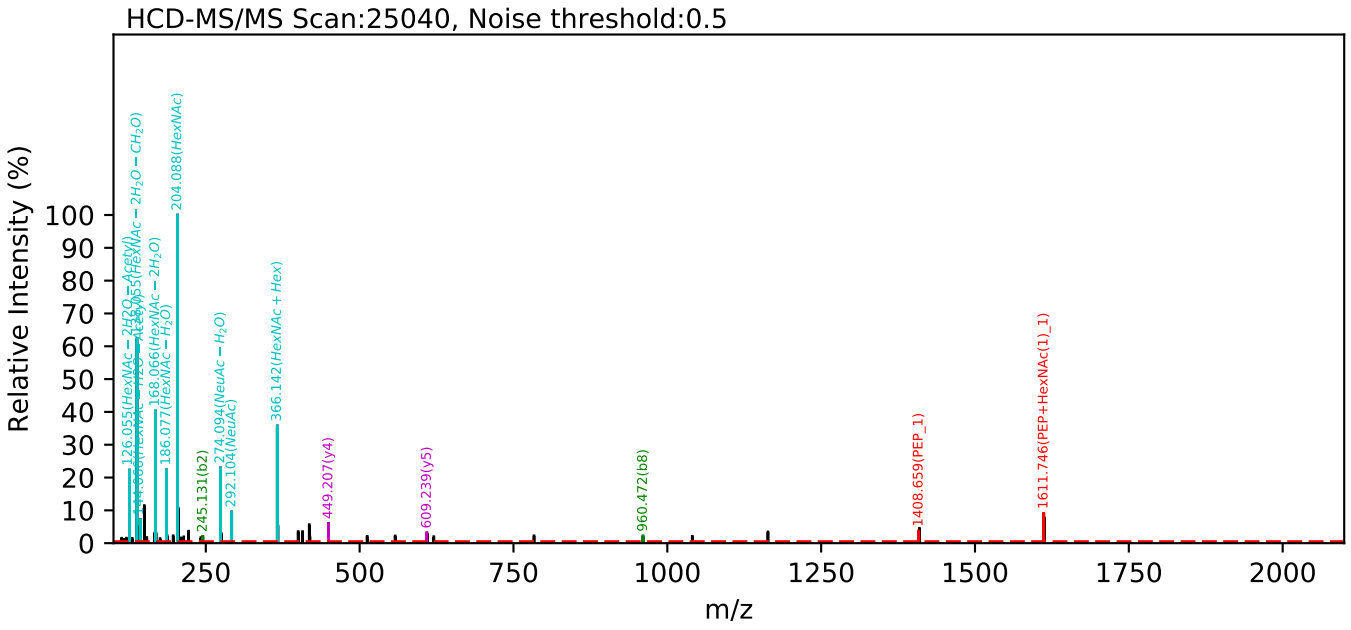

FPNITNLCPFGE(=PEP)_6_5_3_1_0, 0_None, 0_None,
m/z:1375.89(3+), RT:67.82, hcd-score:100.00

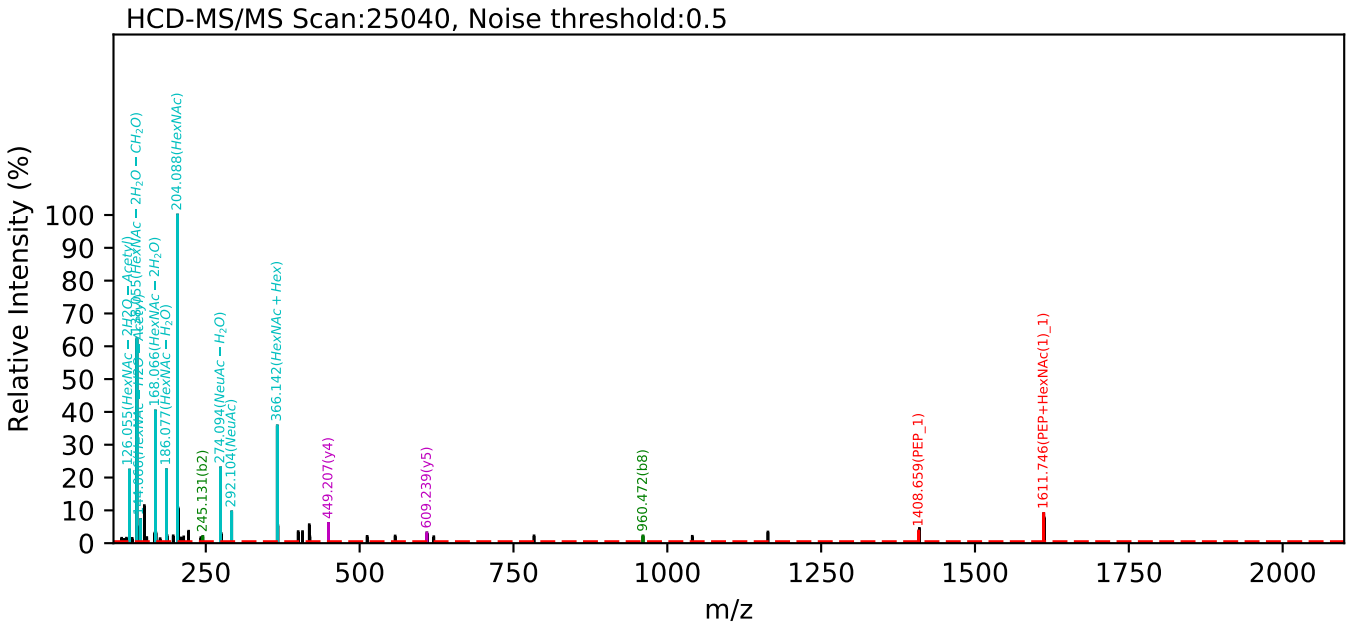

FPNITNLCPFGE(=PEP)_5_6_3_1_0, 0_None, 0_None,
m/z:1042.42(3+), RT:68.36, hcd-score:81.06

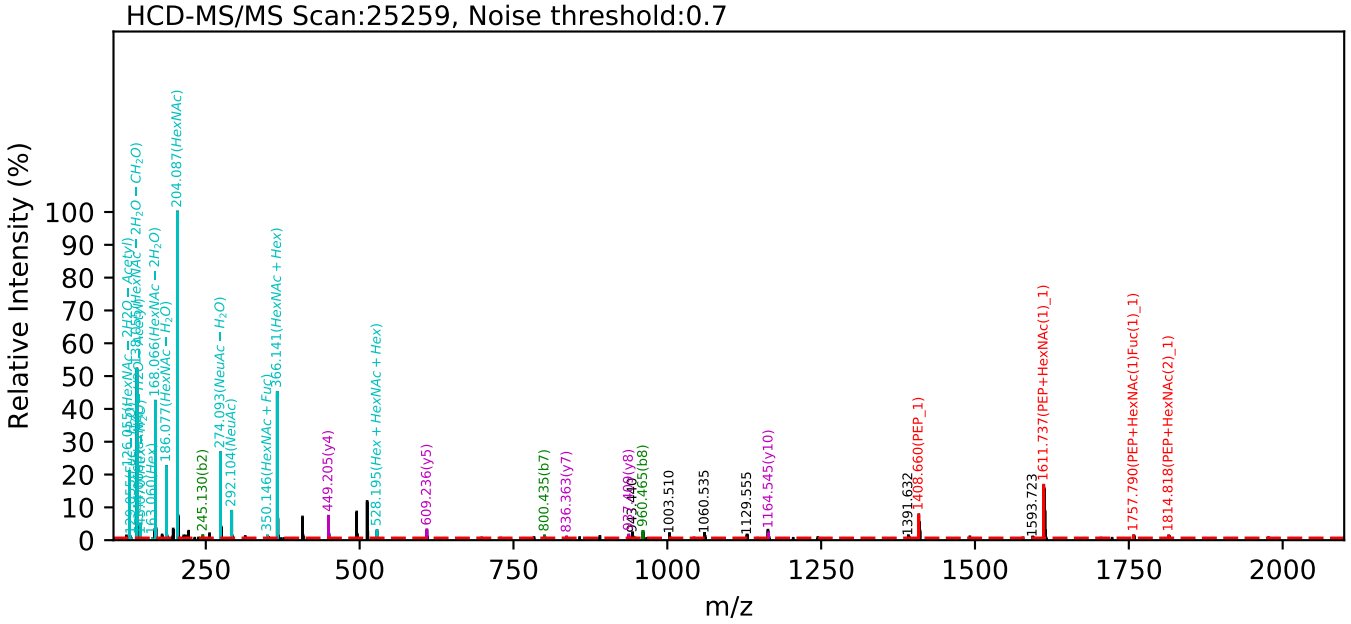

FPNITNLCPFGE(=PEP)_5_6_3_1_0, 0_None, 0_None,
m/z:1042.42(3+), RT:68.36, hcd-score:81.06

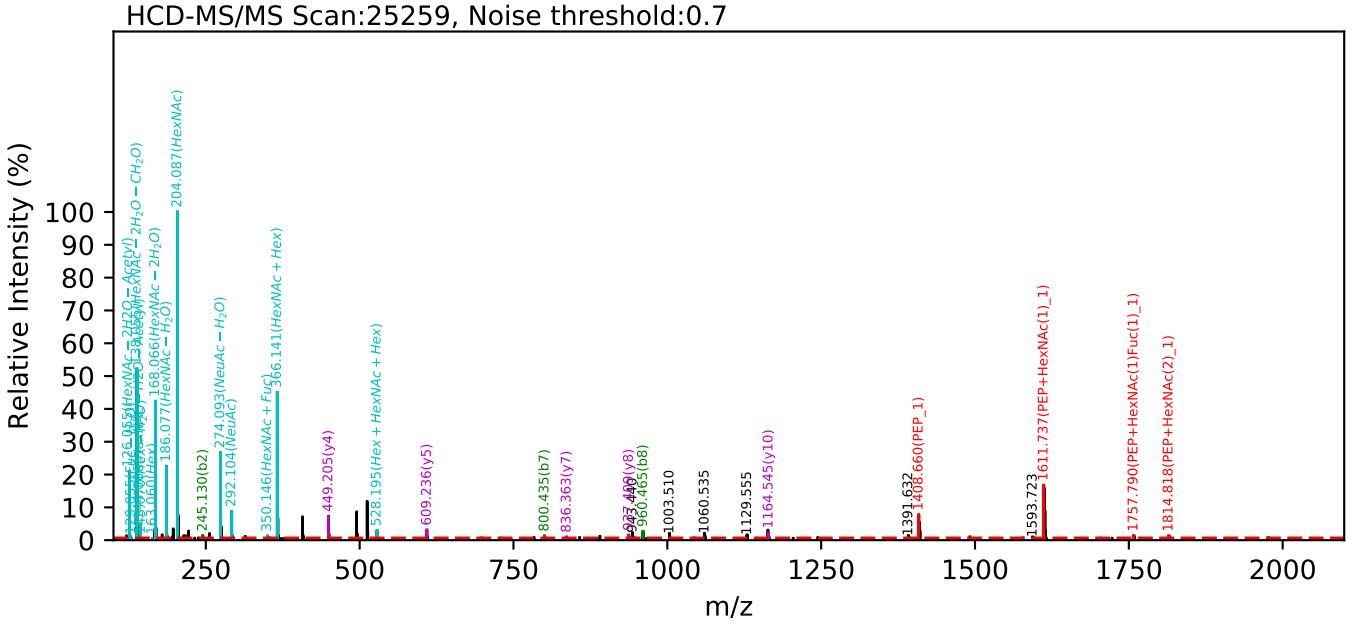

FPNITNLCPFGE(=PEP)_4_4_1_1_0, 0_None, 0_None,
m/z:1653.67(3+), RT:70.31, hcd-score:72.99

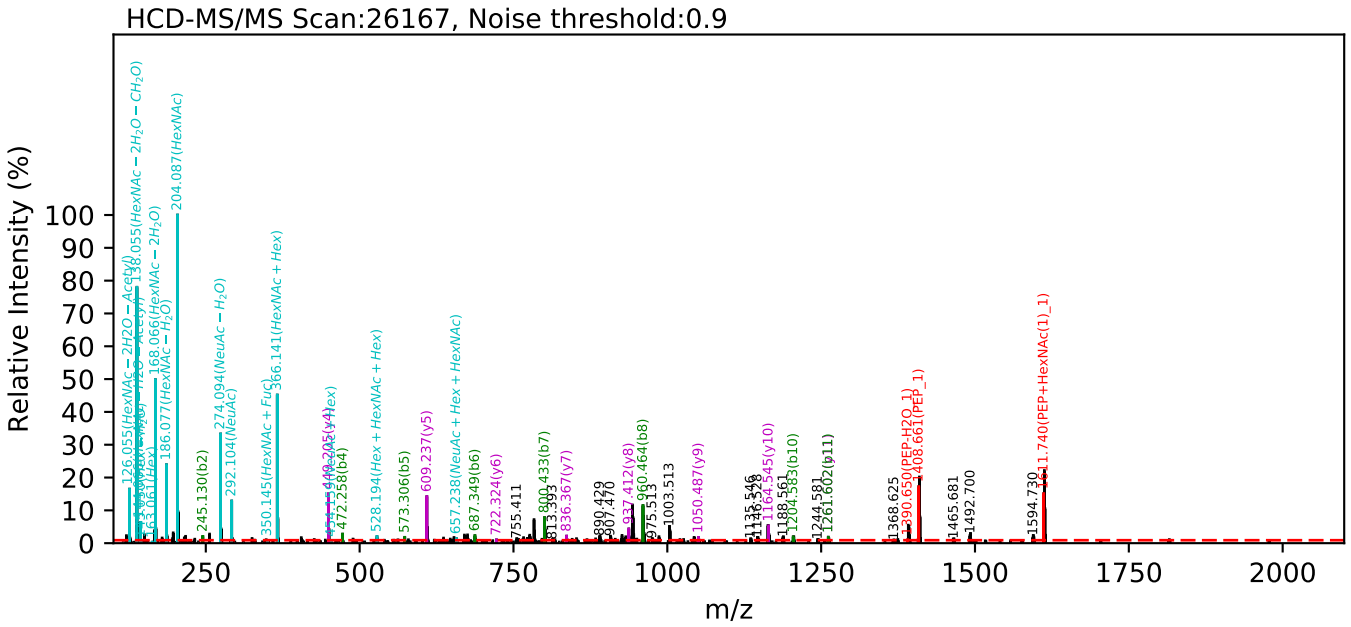

FPNITNLCPFGE(=PEP)_4_4_1_1_0, 0_None, 0_None,
m/z:1653.67(3+), RT:70.31, hcd-score:72.99

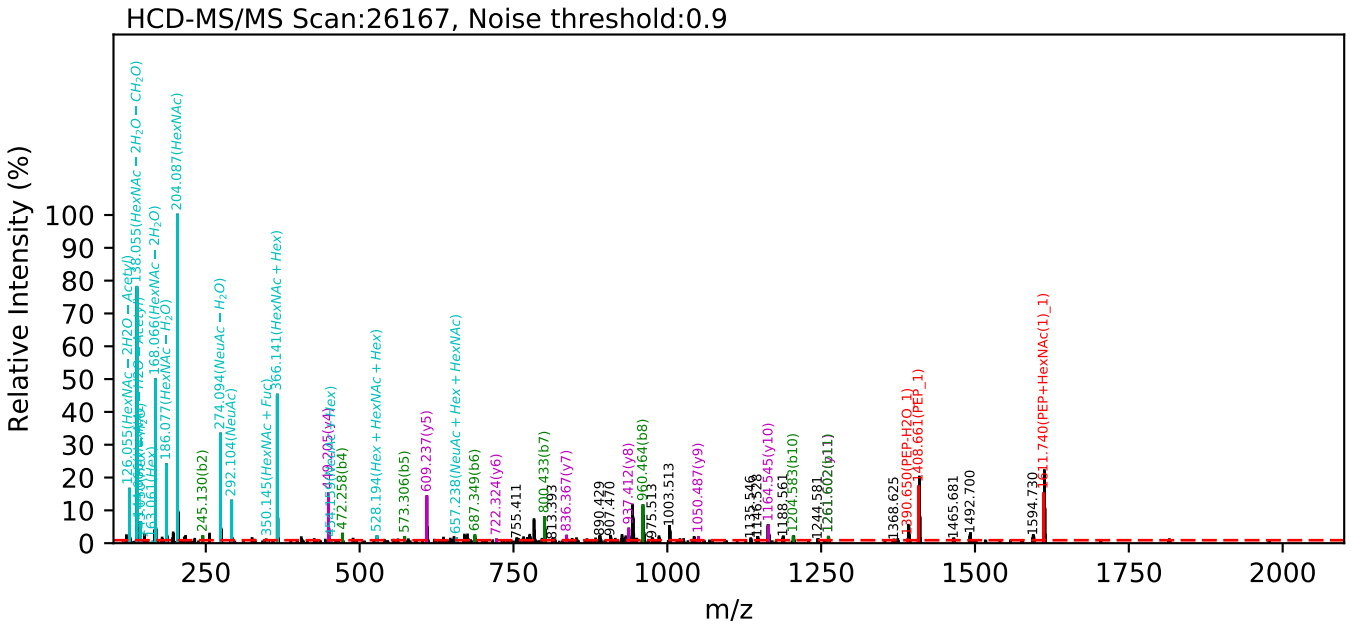

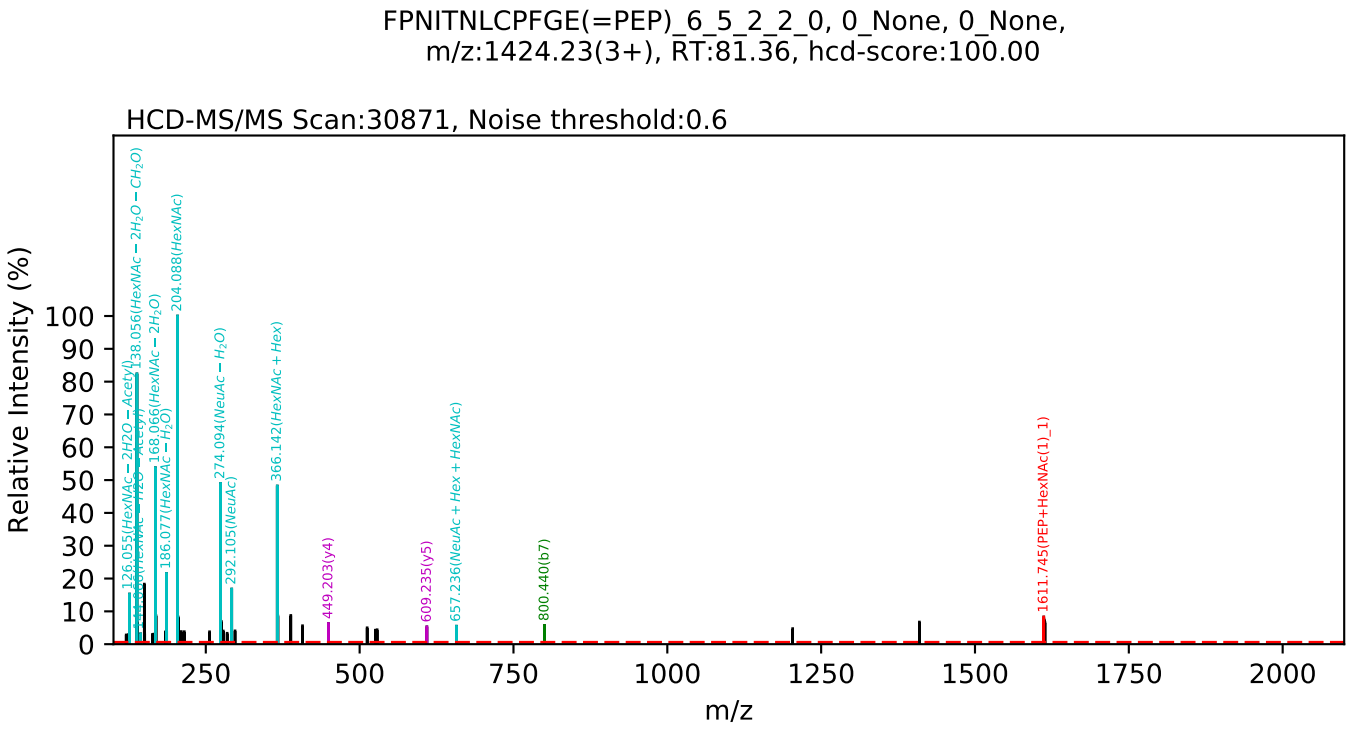
FPNITNLCPFGE(=PEP)_6_5_2_2_0, 0_None, 0_None,
m/z:1424.23(3+), RT:81.36, hcd-score:100.00
HCD-MS/MS Scan:30871, Noise threshold:0.6
Relative Intensity (%)
m/z
126.055(HexNAc − 2H2O − Acetyl)
138.056(HexNAc − 2H2O − CH2O)
168.066(HexNAc − 2H2O)
186.077(HexNAc − H2O)
204.088(HexNAc)
274.094(NeuAc − H2O)
292.105(NeuAc)
366.142(HexNAc + Hex)
449.203(y4)
609.235(y5)
657.236(NeuAc + Hex + HexNAc)
800.440(b7)
1611.745(PEP+HexNAc(1)_1)

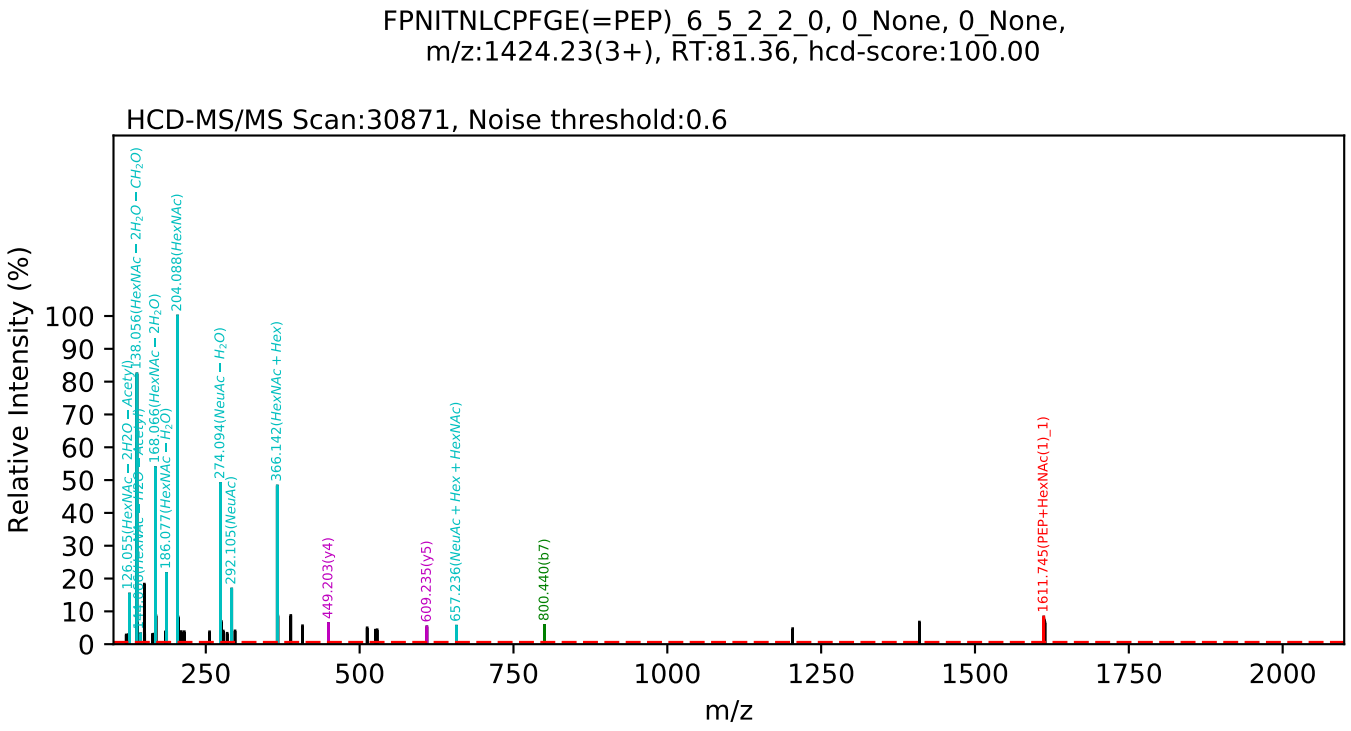
FPNITNLCPFGE(=PEP)_6_5_2_2_0, 0_None, 0_None,
m/z:1424.23(3+), RT:81.36, hcd-score:100.00
HCD-MS/MS Scan:30871, Noise threshold:0.6
Relative Intensity (%)
m/z
126.055(HexNAc − 2H2O − Acetyl)
138.056(HexNAc − 2H2O − CH2O)
168.066(HexNAc − 2H2O)
186.077(HexNAc − H2O)
204.088(HexNAc)
274.094(NeuAc − H2O)
292.105(NeuAc)
366.142(HexNAc + Hex)
449.203(y4)
609.235(y5)
657.236(NeuAc + Hex + HexNAc)
800.440(b7)
1611.745(PEP+HexNAc(1)_1)

FPNITNLCPFGE(=PEP)_7_7_1_2_0, 0_None, 0_None,
m/z:1173.96(4+), RT:81.48, hcd-score:100.00

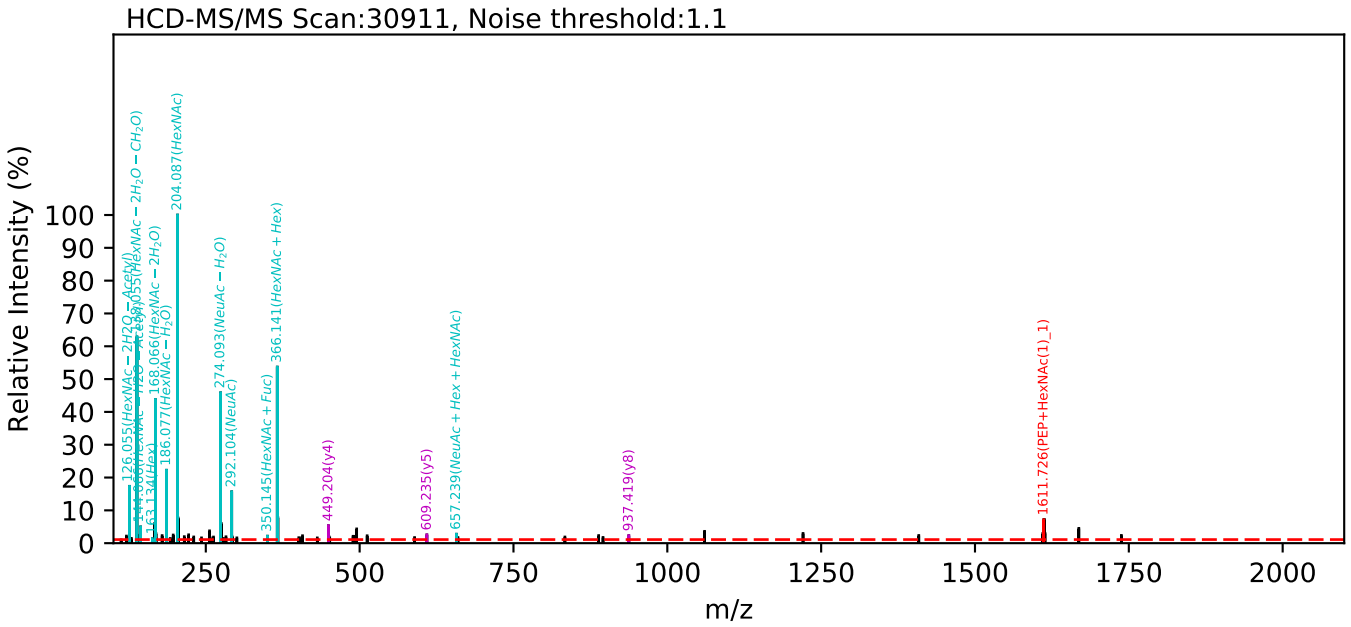

FPNITNLCPFGE(=PEP)_7_7_1_2_0, 0_None, 0_None,
m/z:1173.96(4+), RT:81.48, hcd-score:100.00

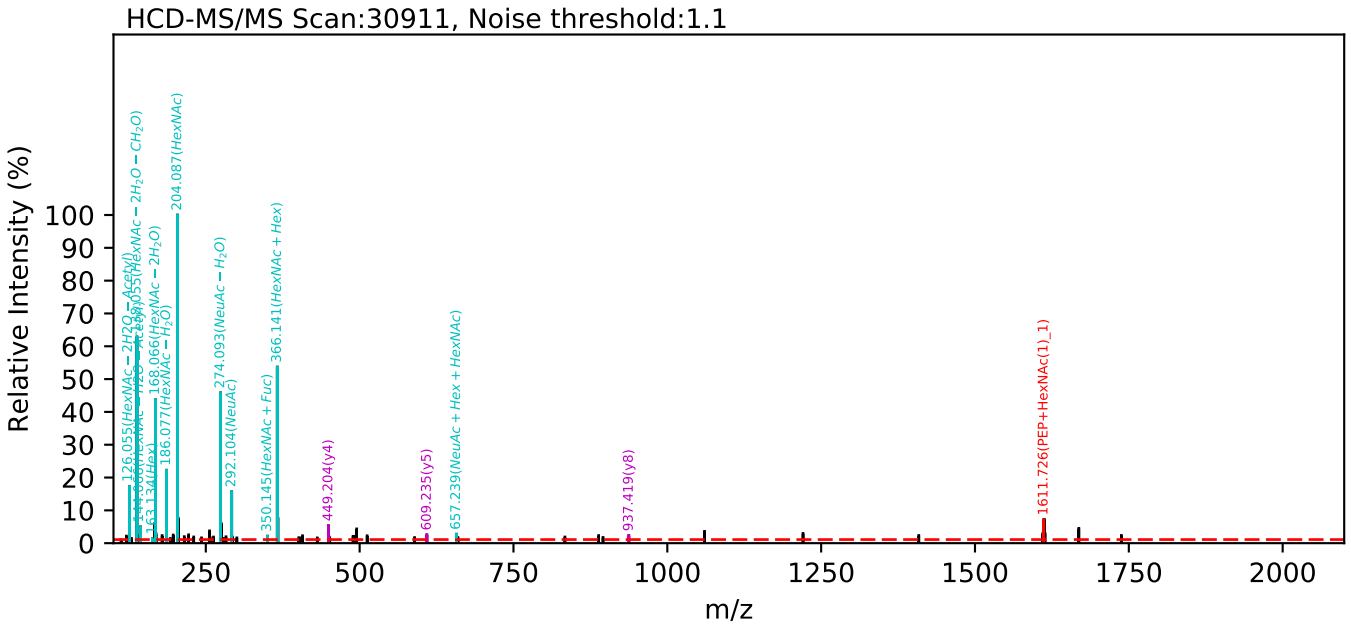

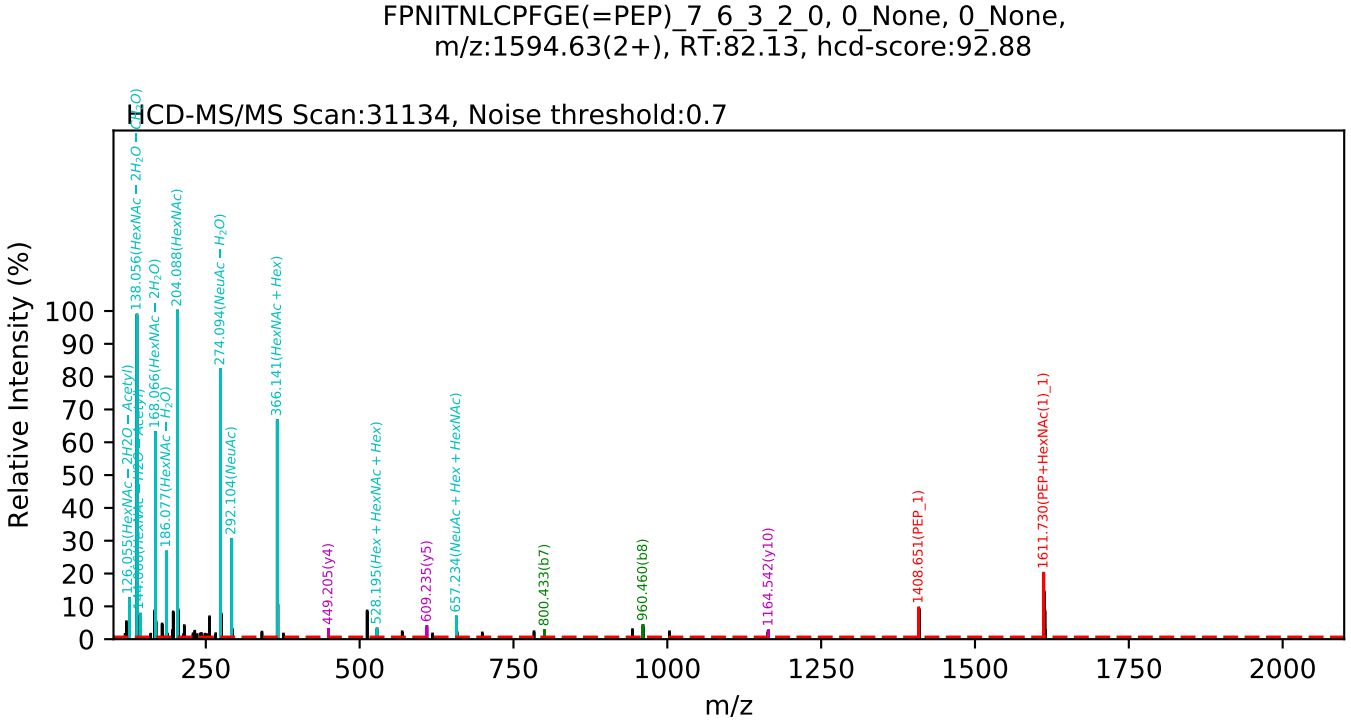
FPNITNLCPFGE(=PEP)_7_6_3_2_0, 0_None, 0_None,
m/z:1594.63(2+), RT:82.13, hcd-score:92.88
HCD-MS/MS Scan:31134, Noise threshold:0.7
Relative Intensity (%)
m/z
126.055(HexNAc − 2H2O − Acetyl)
138.056(HexNAc − 2H2O − H2O)
144.066(HexNAc − H2O − Acetyl)
168.066(HexNAc − 2H2O)
186.077(HexNAc − H2O)
204.088(HexNAc)
274.094(NeuAc − H2O)
292.104(NeuAc)
366.141(HexNAc + Hex)
449.205(y4)
528.195(Hex + HexNAc + Hex)
609.235(y5)
657.234(NeuAc + Hex + HexNAc)
800.433(b7)
960.460(b8)
1164.542(y10)
1408.651(PEP_1)
1611.730(PEP+HexNAc(1)_1)

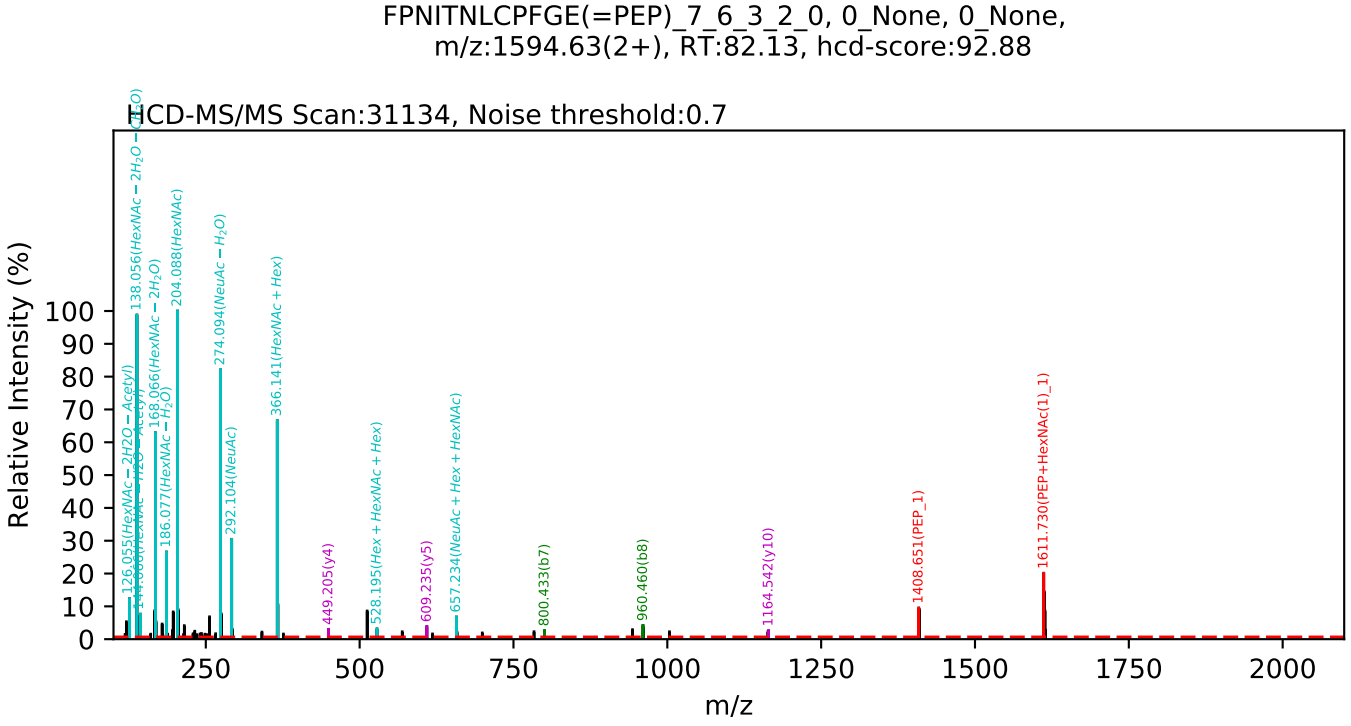
FPNITNLCPFGE(=PEP)_7_6_3_2_0, 0_None, 0_None,
m/z:1594.63(2+), RT:82.13, hcd-score:92.88
HCD-MS/MS Scan:31134, Noise threshold:0.7
Relative Intensity (%)
m/z
126.055(HexNAc − 2H2O − Acetyl)
138.056(HexNAc − 2H2O − H2O)
144.066(HexNAc − H2O − Acetyl)
168.066(HexNAc − 2H2O)
186.077(HexNAc − H2O)
204.088(HexNAc)
274.094(NeuAc − H2O)
292.104(NeuAc)
366.141(HexNAc + Hex)
449.205(y4)
528.195(Hex + HexNAc + Hex)
609.235(y5)
657.234(NeuAc + Hex + HexNAc)
800.433(b7)
960.460(b8)
1164.542(y10)
1408.651(PEP_1)
1611.730(PEP+HexNAc(1)_1)

FPNITNLCPFGE(=PEP)_7_6_2_2_0, 0_None, 0_None,
m/z:1159.71(4+), RT:82.38, hcd-score:77.95

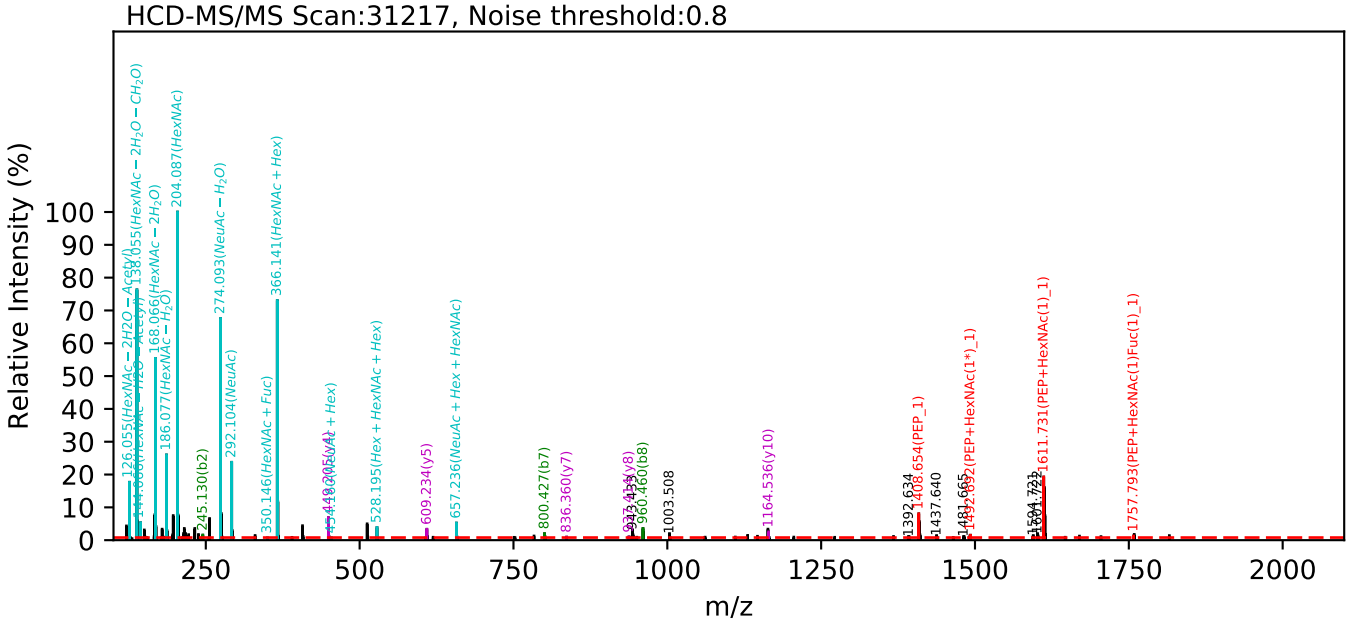

FPNITNLCPFGE(=PEP)_7_6_2_2_0, 0_None, 0_None,
m/z:1159.71(4+), RT:82.38, hcd-score:77.95

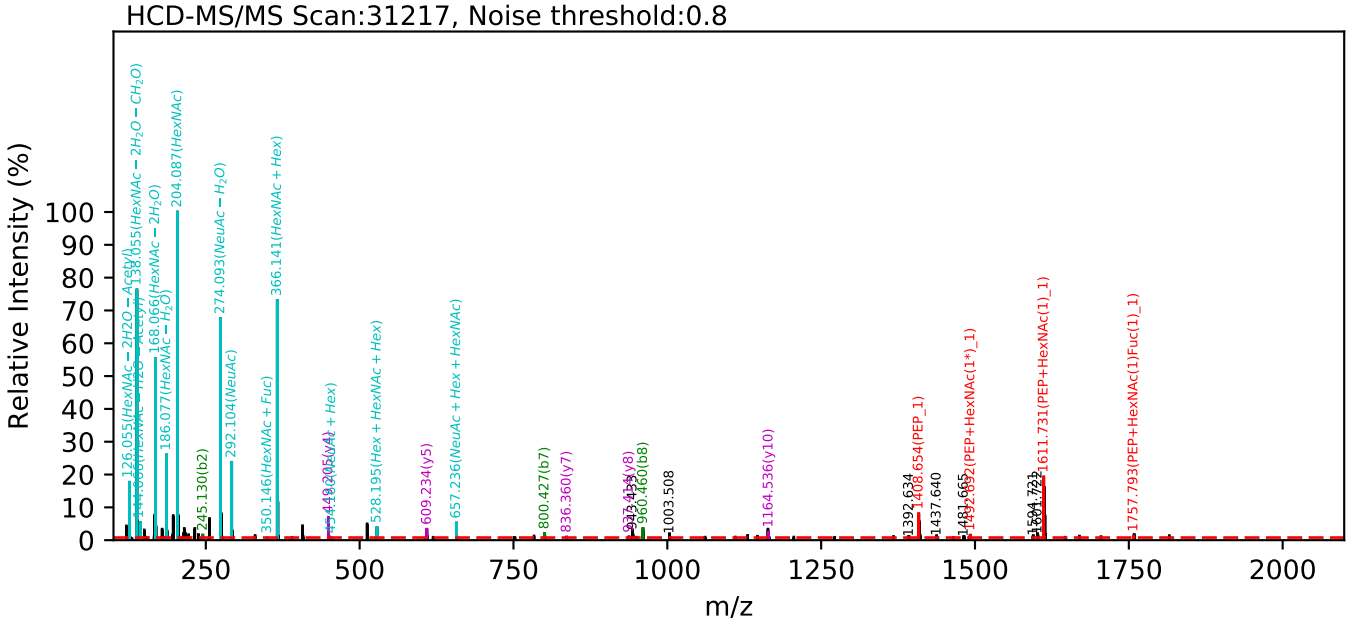

FPNITNLCPFGE(=PEP)_6_5_2_2_0, 0_None, 0_None,
m/z:1068.43(3+), RT:82.51, hcd-score:83.09

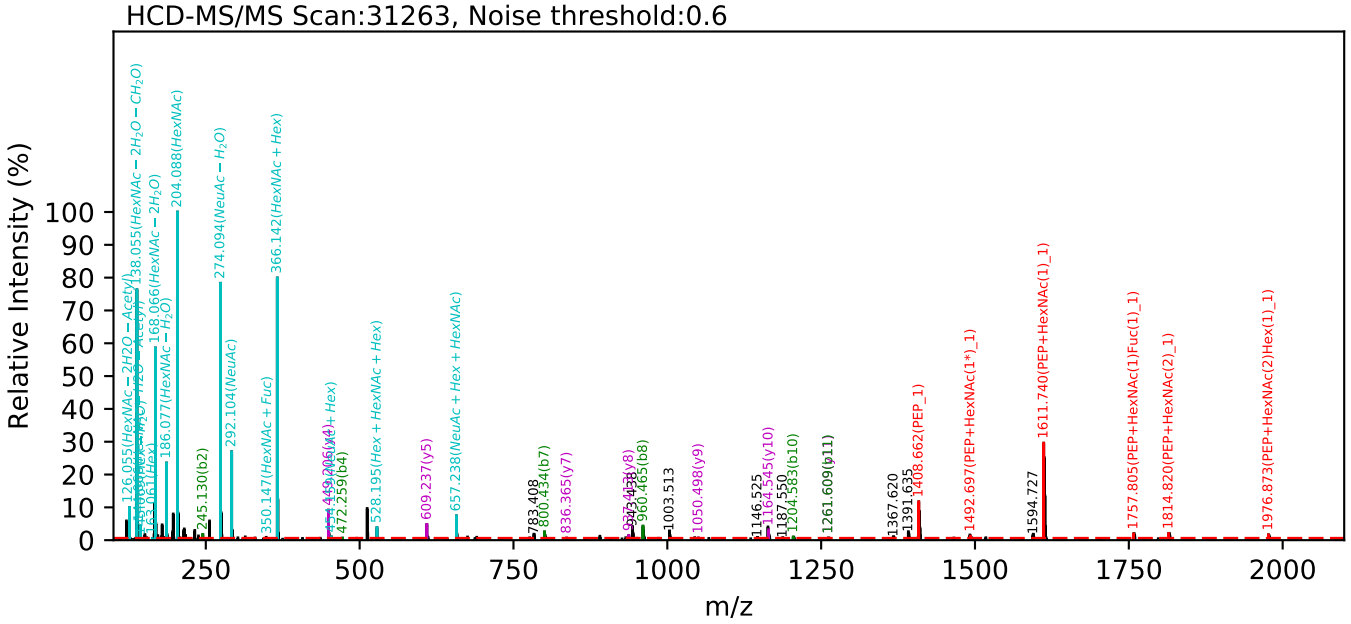

FPNITNLCPFGE(=PEP)_6_5_2_2_0, 0_None, 0_None,
m/z:1068.43(3+), RT:82.51, hcd-score:83.09

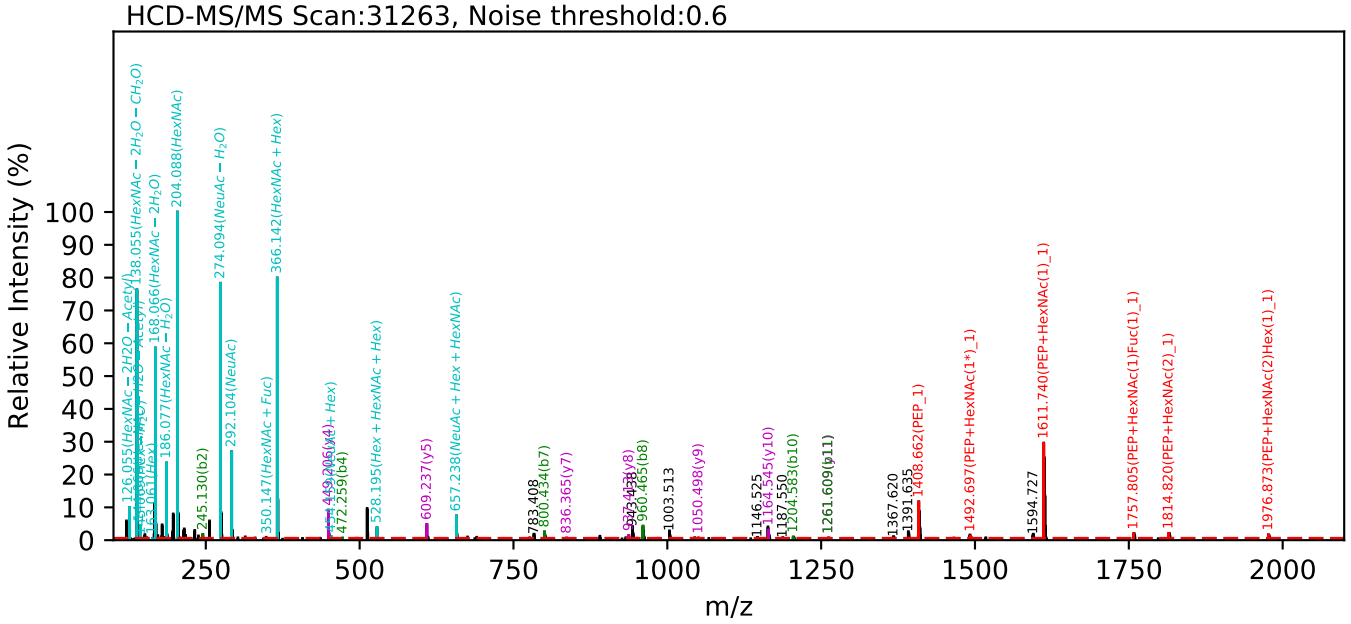

FPNITNLCPFGE(=PEP)_5_5_1_2_0, 0_None, 0_None,
m/z:1321.53(4+), RT:83.06, hcd-score:77.10

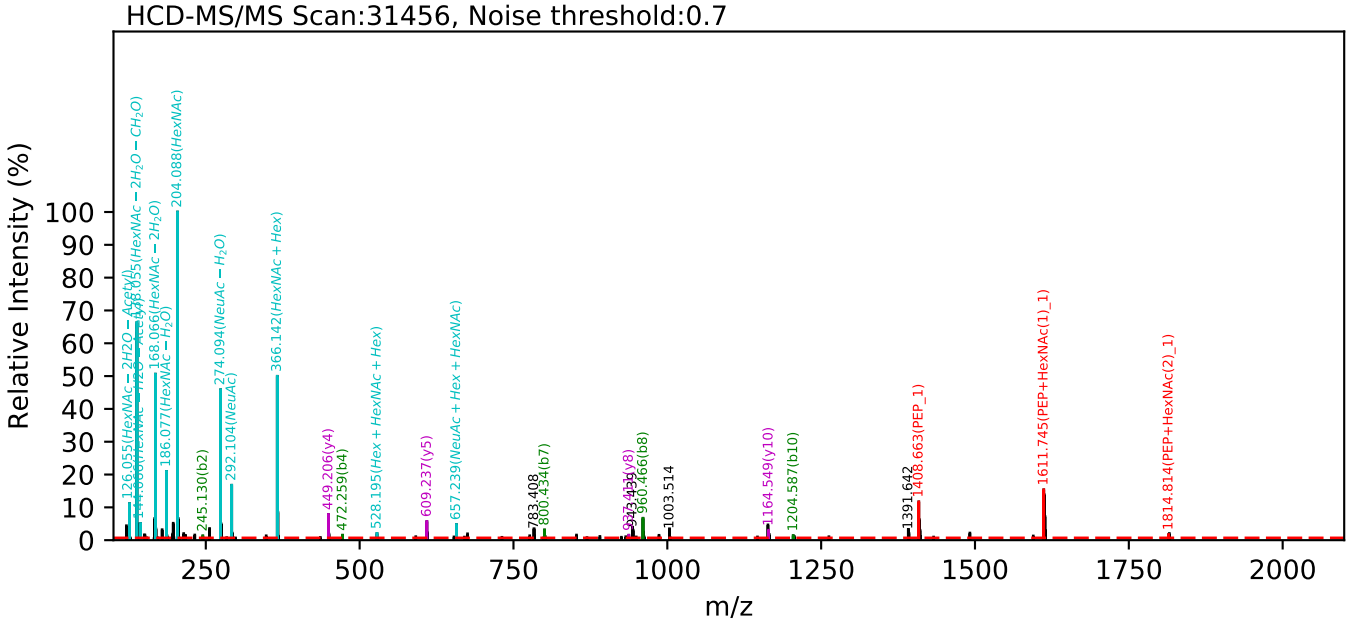

FPNITNLCPFGE(=PEP)_5_5_1_2_0, 0_None, 0_None,
m/z:1321.53(4+), RT:83.06, hcd-score:77.10

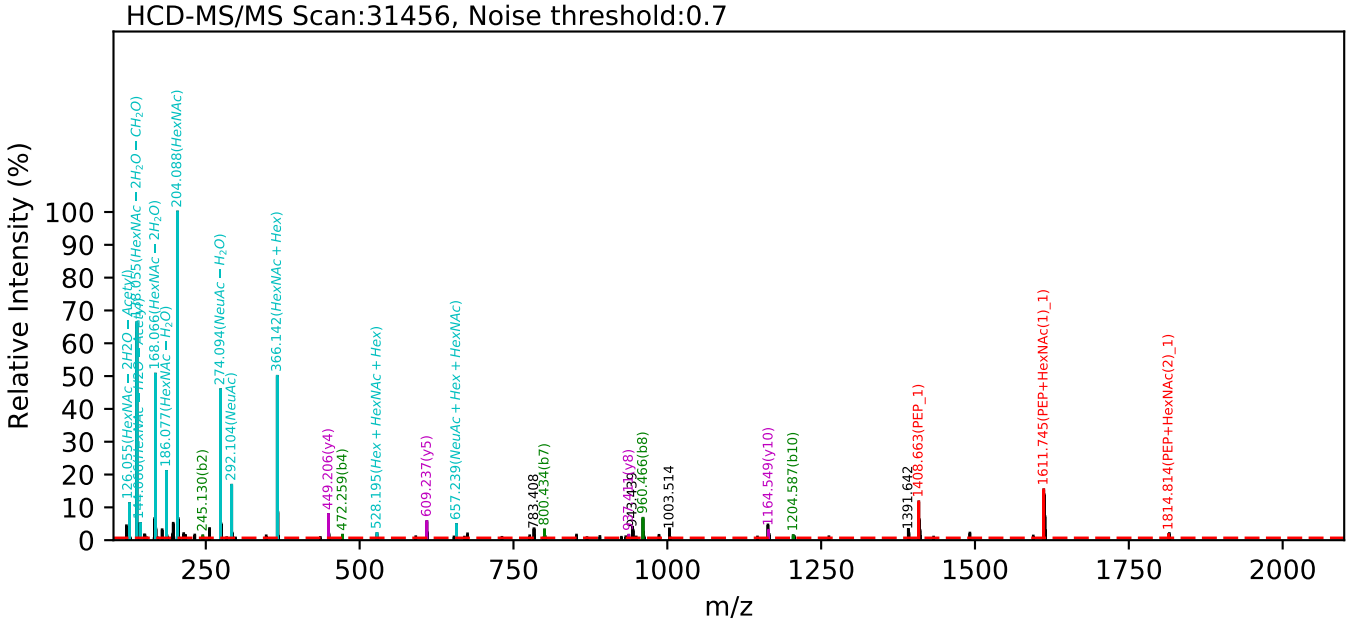

FPNITNLCPFGE(=PEP)_6_6_0_2_0, 0_None, 0_None,
m/z:1046.17(4+), RT:83.26, hcd-score:100.00

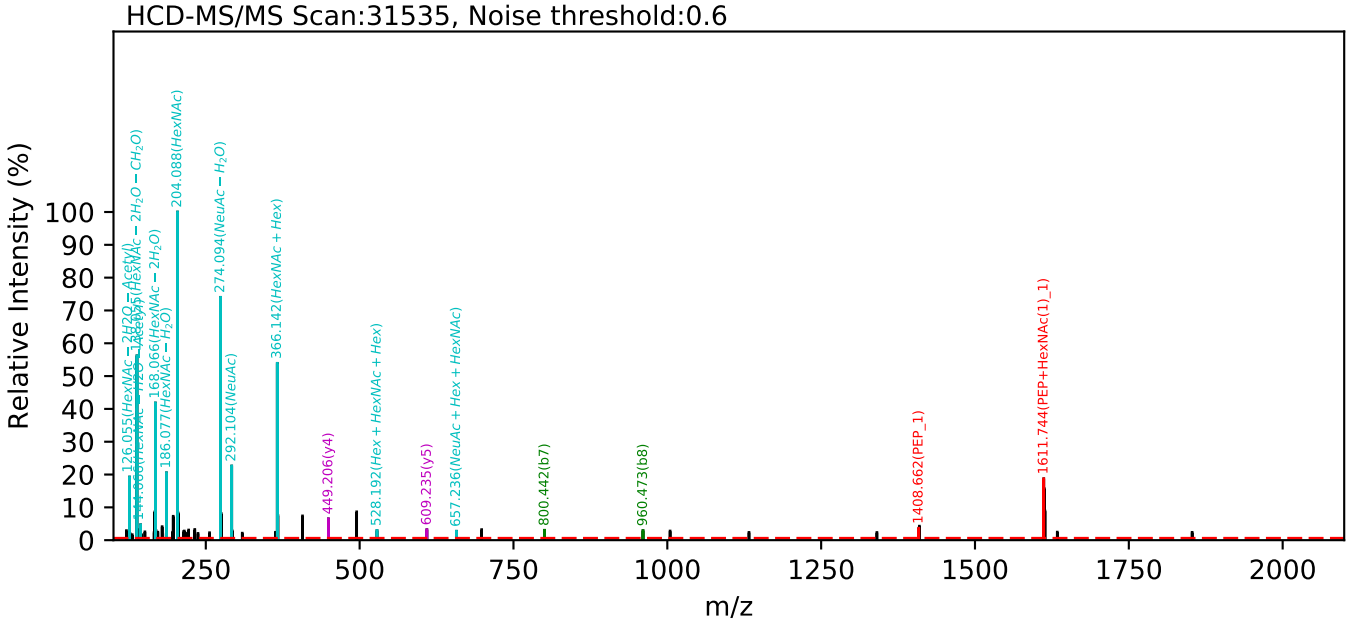

FPNITNLCPFGE(=PEP)_6_6_0_2_0, 0_None, 0_None,
m/z:1046.17(4+), RT:83.26, hcd-score:100.00

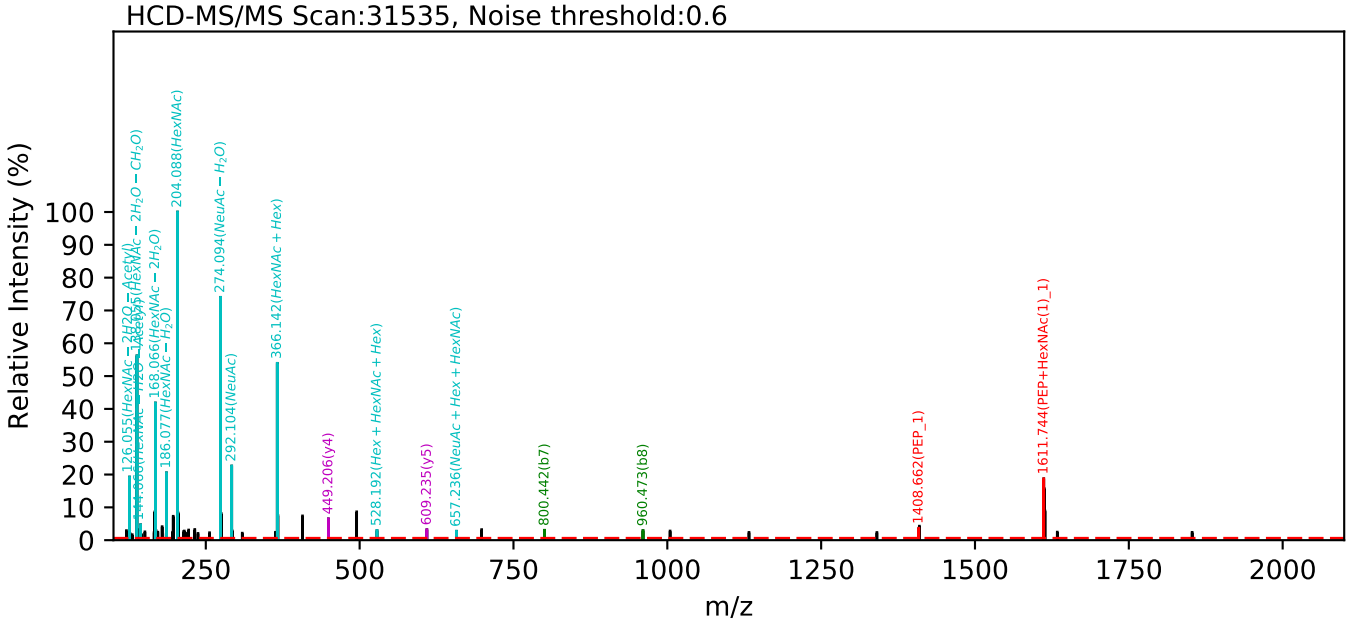

FPNITNLCPFGE(=PEP)_5_5_1_2_0, 0_None, 0_None,
m/z:1321.53(4+), RT:83.79, hcd-score:80.94

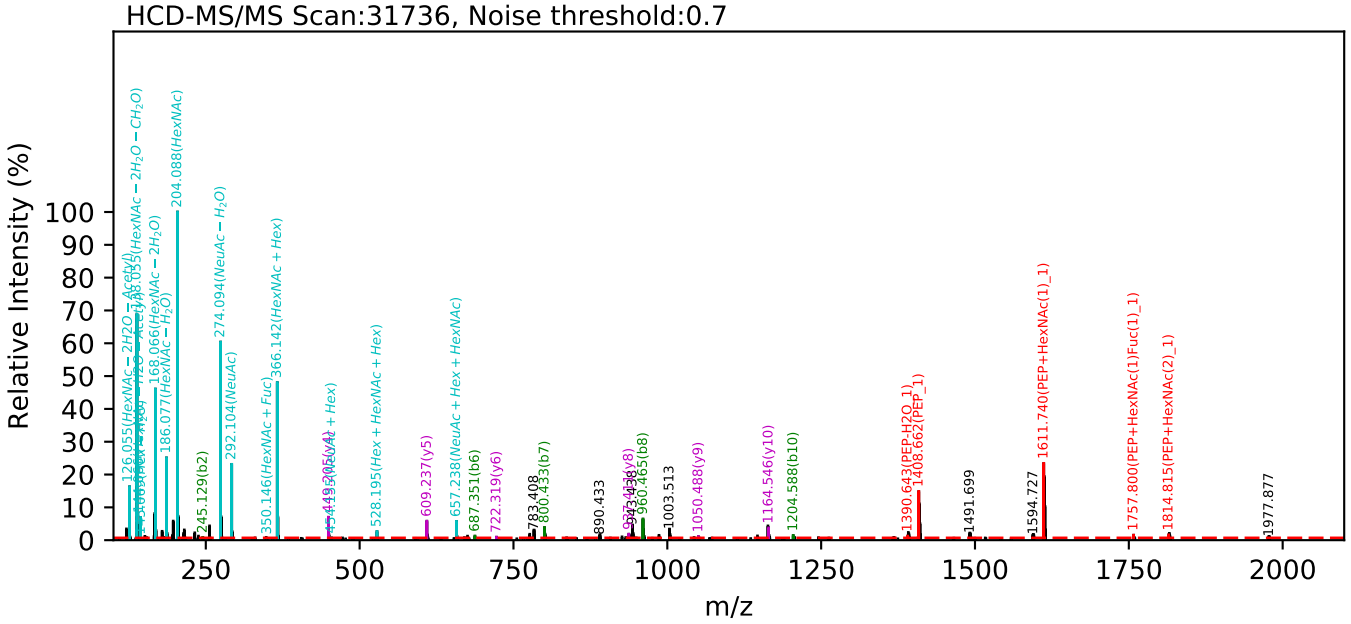

FPNITNLCPFGE(=PEP)_5_5_1_2_0, 0_None, 0_None,
m/z:1321.53(4+), RT:83.79, hcd-score:80.94

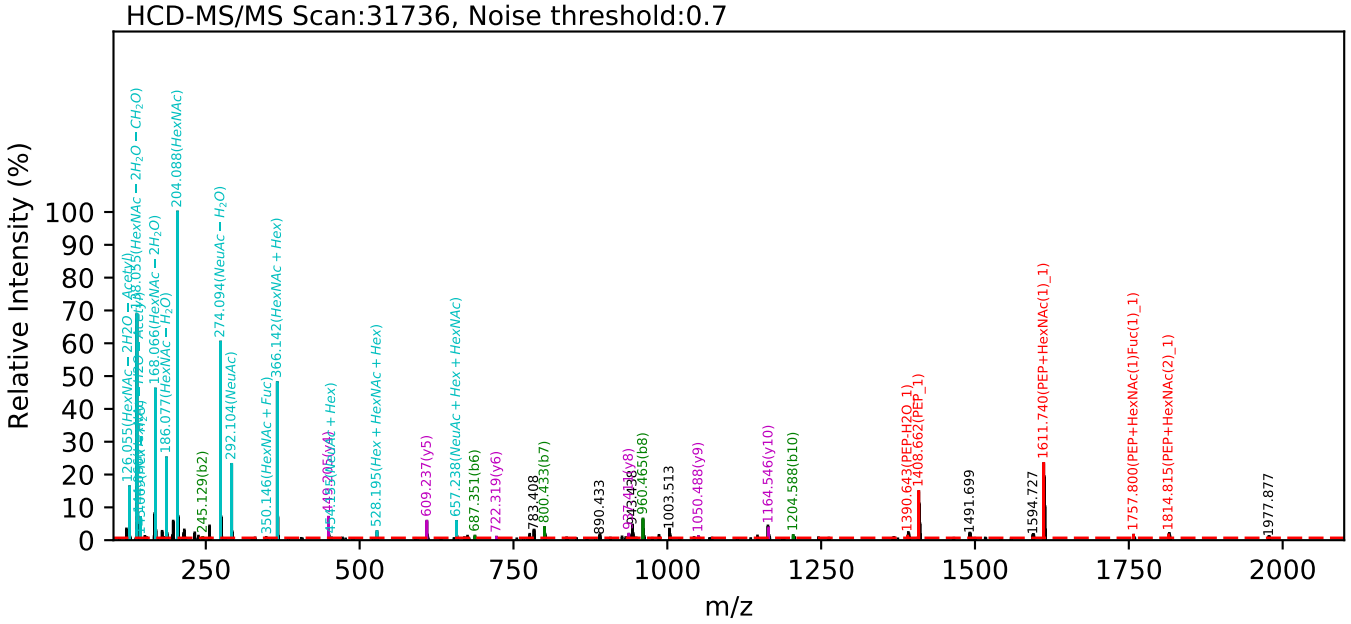

FPNITNLCPFGE(=PEP)_5_4_2_2_0, 0_None, 0_None,
m/z:1302.52(4+), RT:83.84, hcd-score:83.04

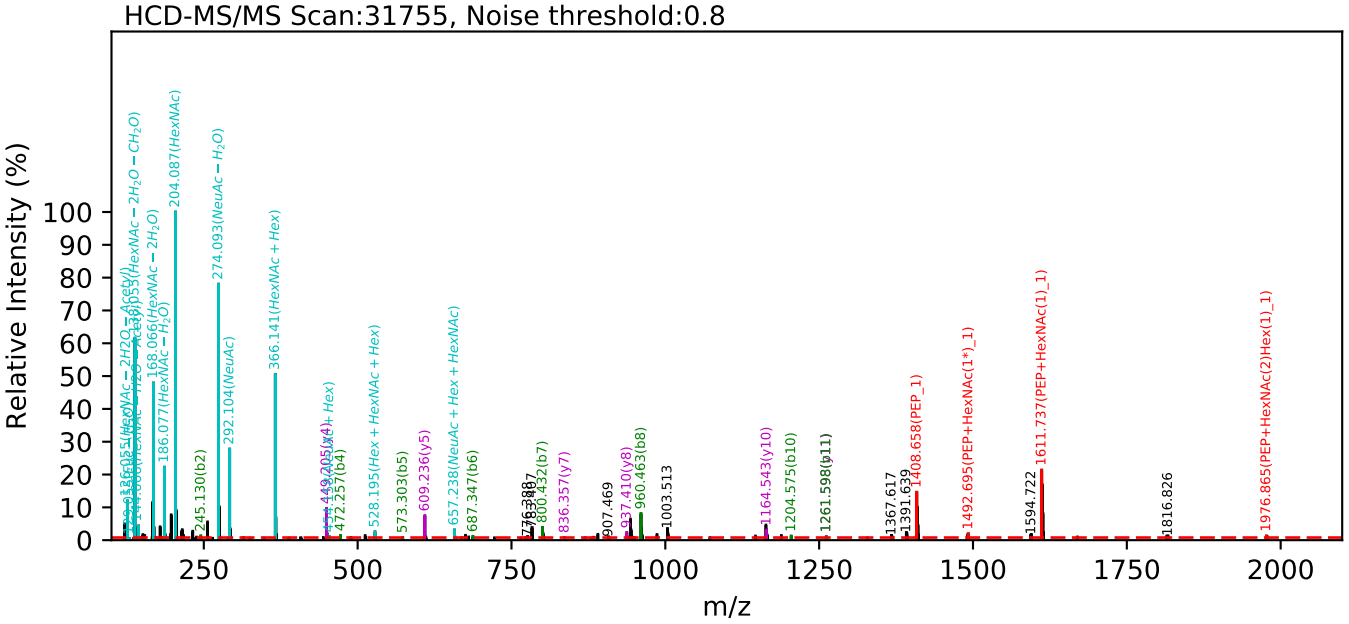

FPNITNLCPFGE(=PEP)_5_4_2_2_0, 0_None, 0_None,
m/z:1302.52(4+), RT:83.84, hcd-score:83.04

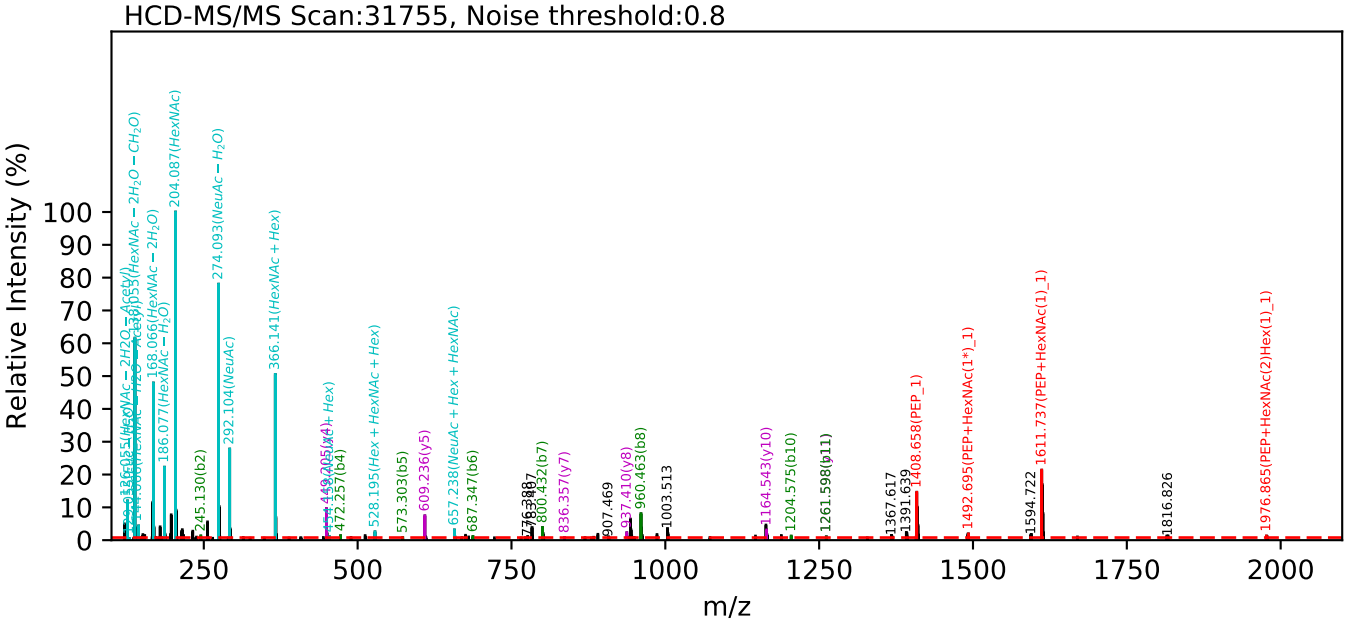

FPNITNLCPFGE(=PEP)_6_5_2_2_0, 0_None, 0_None,
m/z:1068.42(3+), RT:83.89, hcd-score:88.43

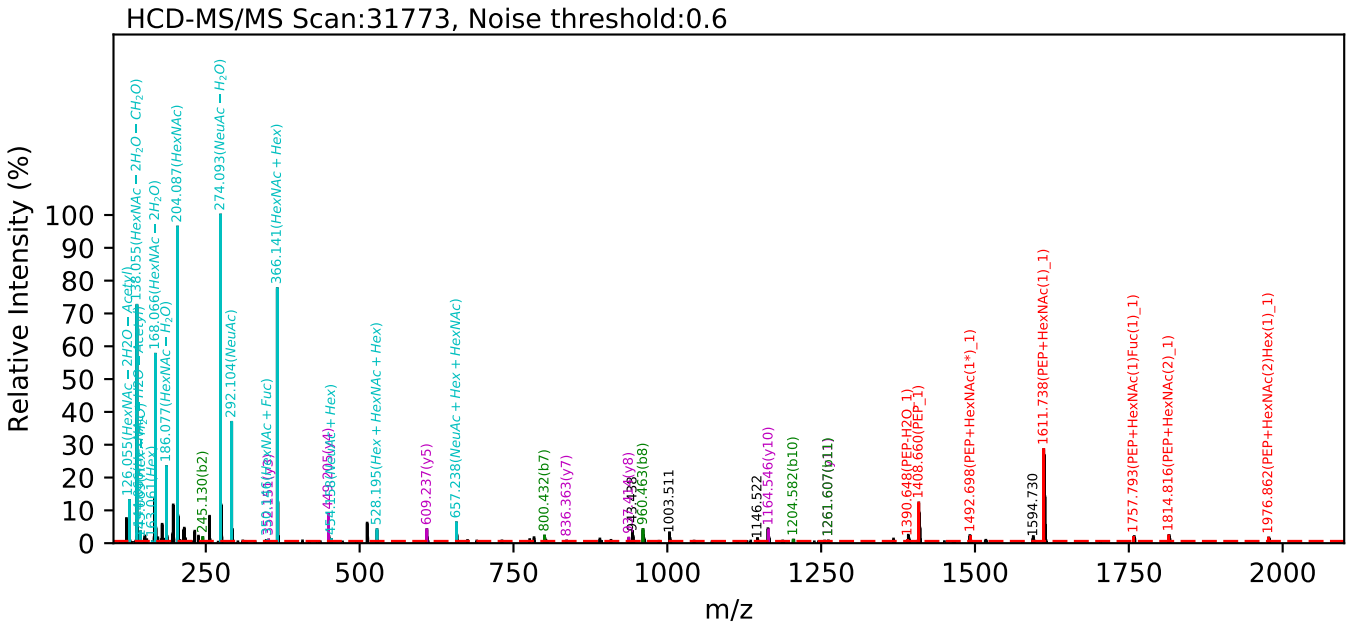

FPNITNLCPFGE(=PEP)_6_5_2_2_0, 0_None, 0_None,
m/z:1068.42(3+), RT:83.89, hcd-score:88.43

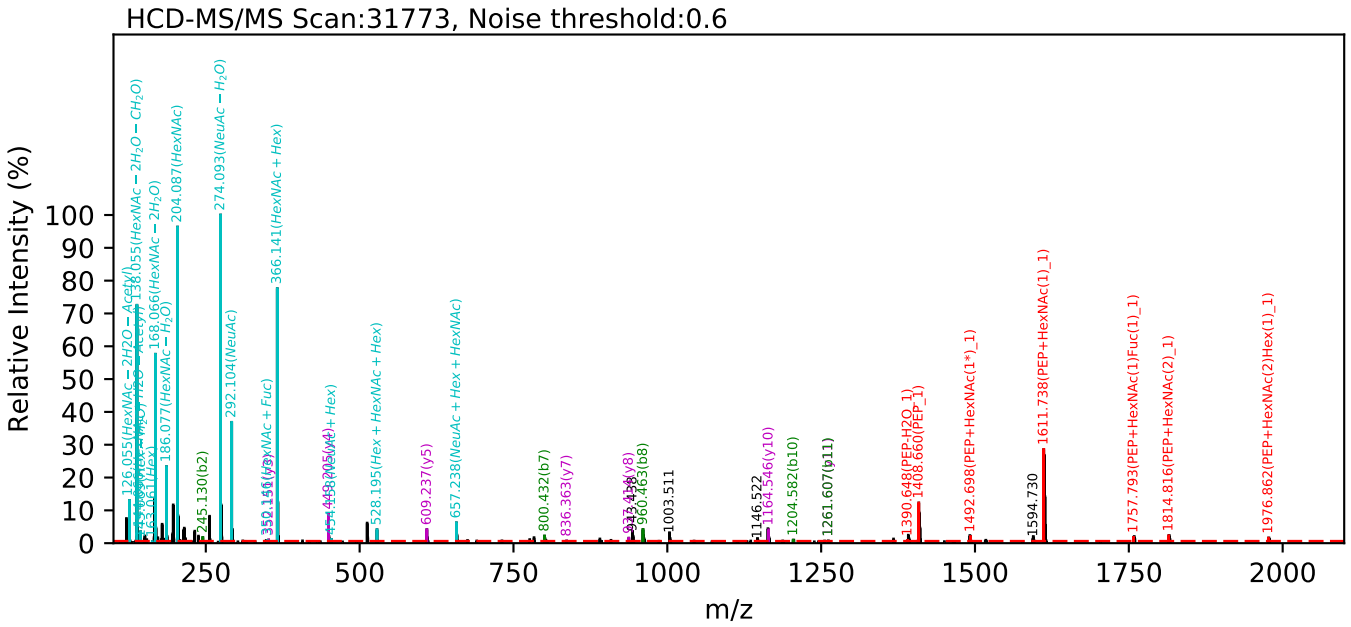

FPNITNLCPFGE(=PEP)_5_4_2_1_0, 0_None, 0_None,
m/z:1205.49(4+), RT:84.10, hcd-score:70.95

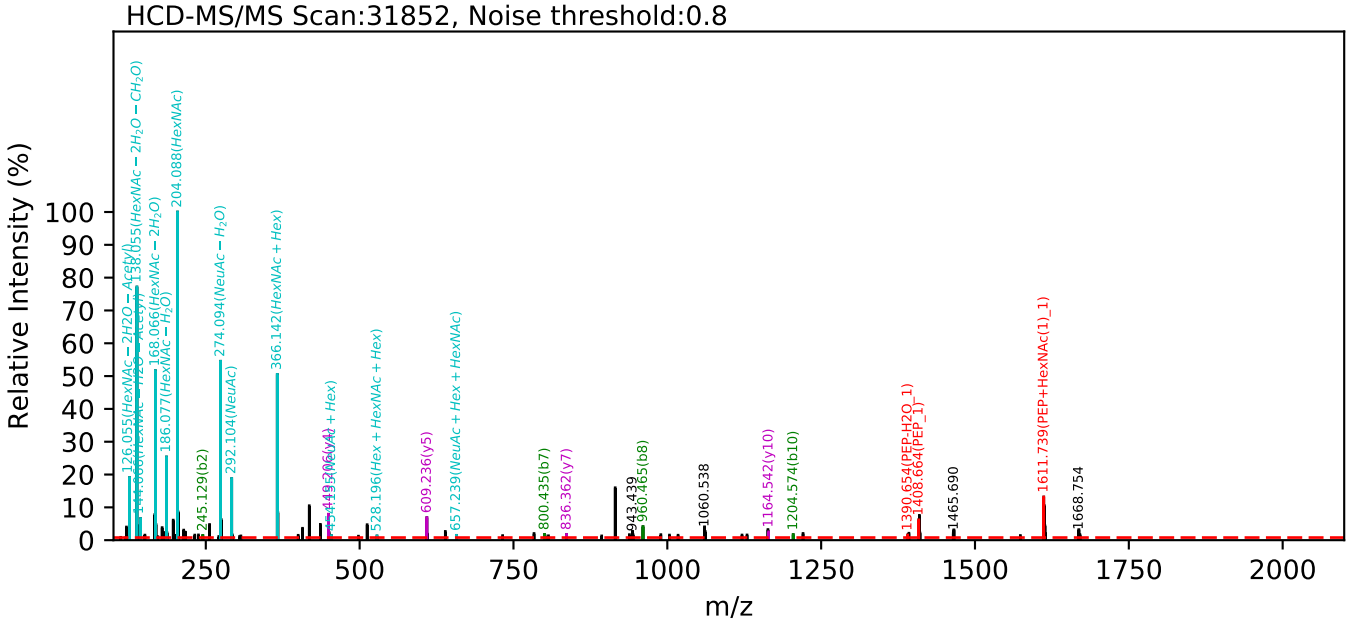

FPNITNLCPFGE(=PEP)_5_4_2_1_0, 0_None, 0_None,
m/z:1205.49(4+), RT:84.10, hcd-score:70.95

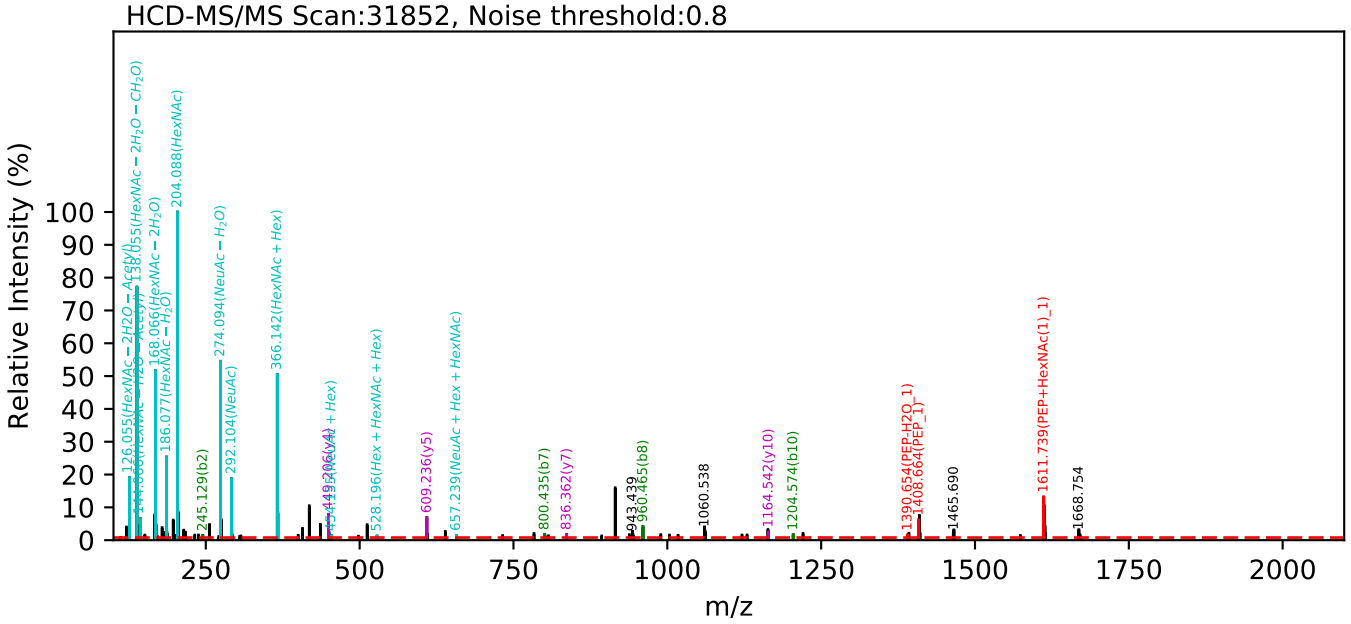

FPNITNLCPFGE(=PEP)_5_5_1_2_0, 0_None, 0_None,
m/z:1321.53(4+), RT:84.45, hcd-score:73.48

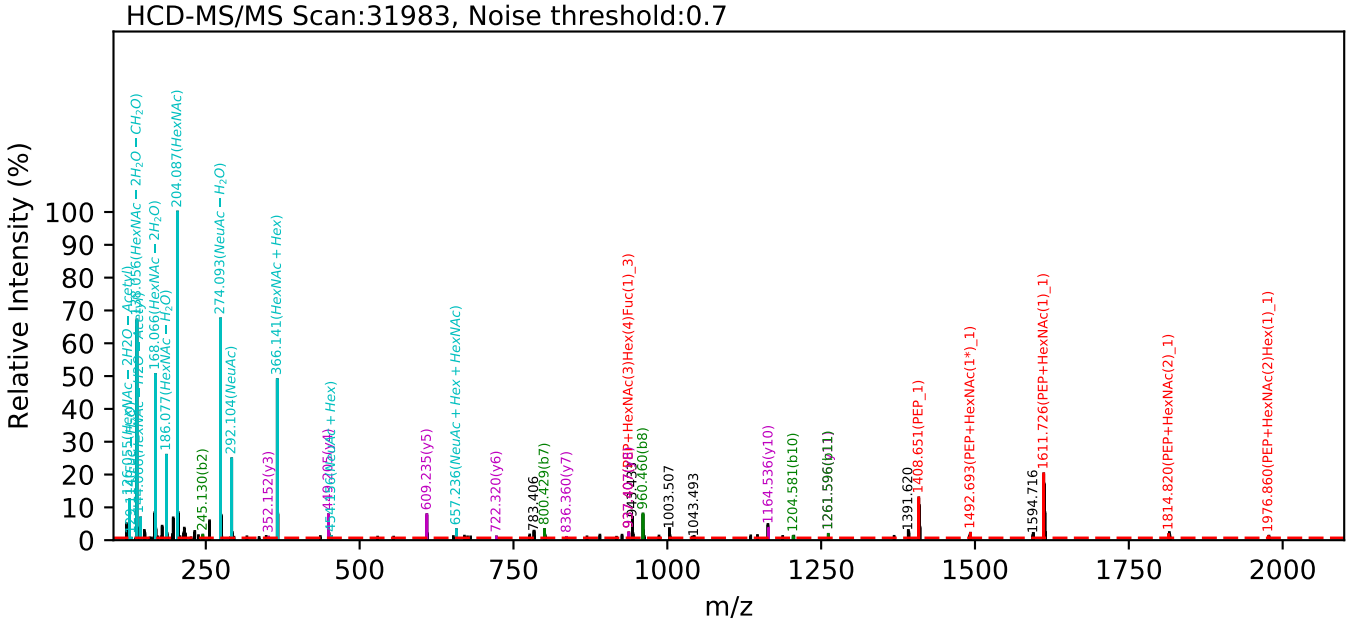

FPNITNLCPFGE(=PEP)_5_5_1_2_0, 0_None, 0_None,
m/z:1321.53(4+), RT:84.45, hcd-score:73.48

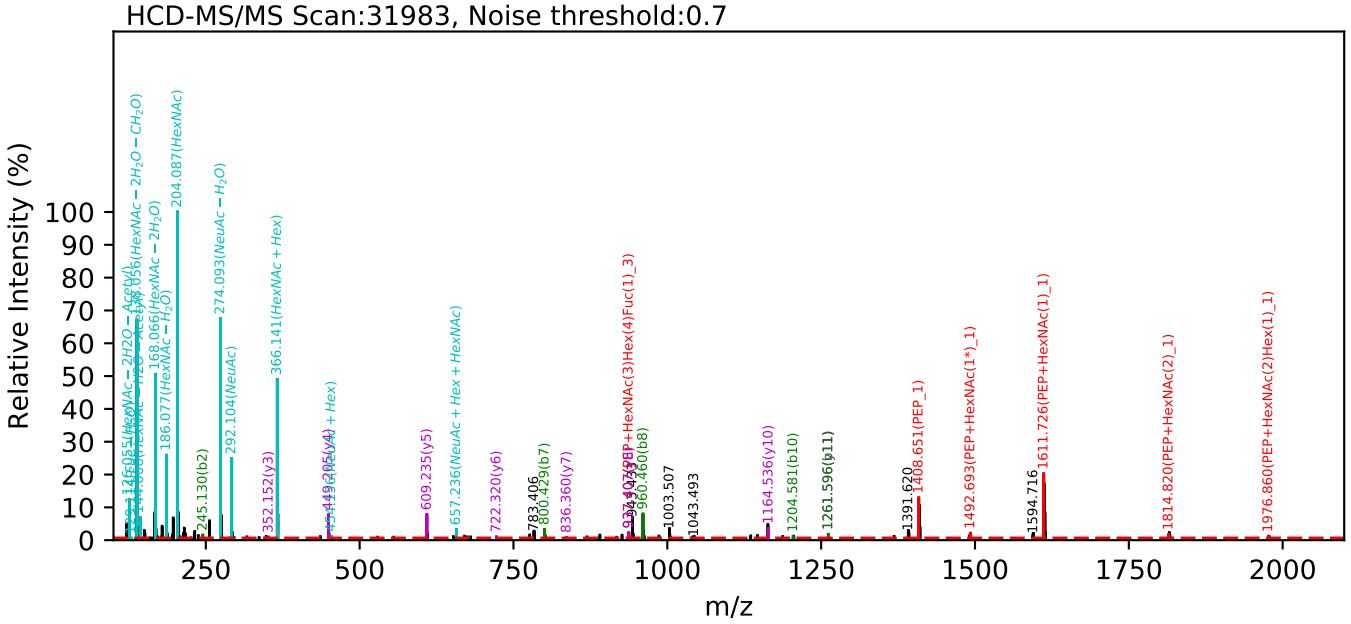

FPNITNLCPFGE(=PEP)_5_5_1_2_0, 0_None, 0_None,
m/z:1321.53(4+), RT:85.45, hcd-score:83.64

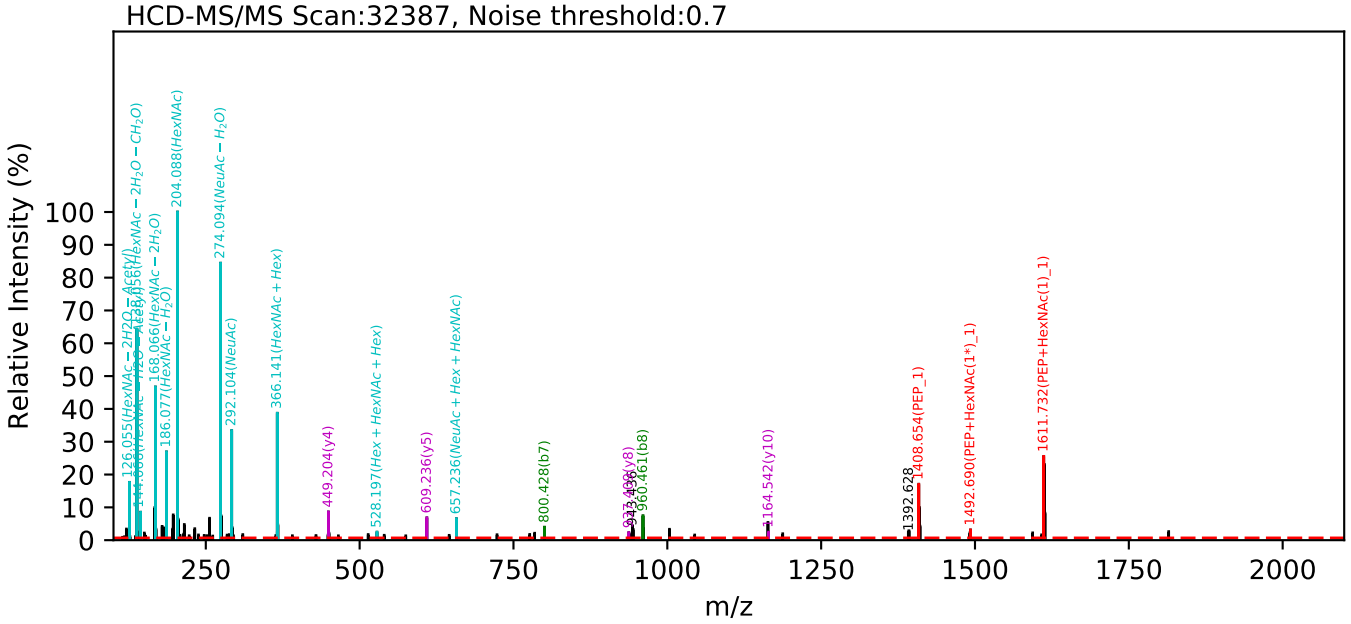

FPNITNLCPFGE(=PEP)_5_5_1_2_0, 0_None, 0_None,
m/z:1321.53(4+), RT:85.45, hcd-score:83.64

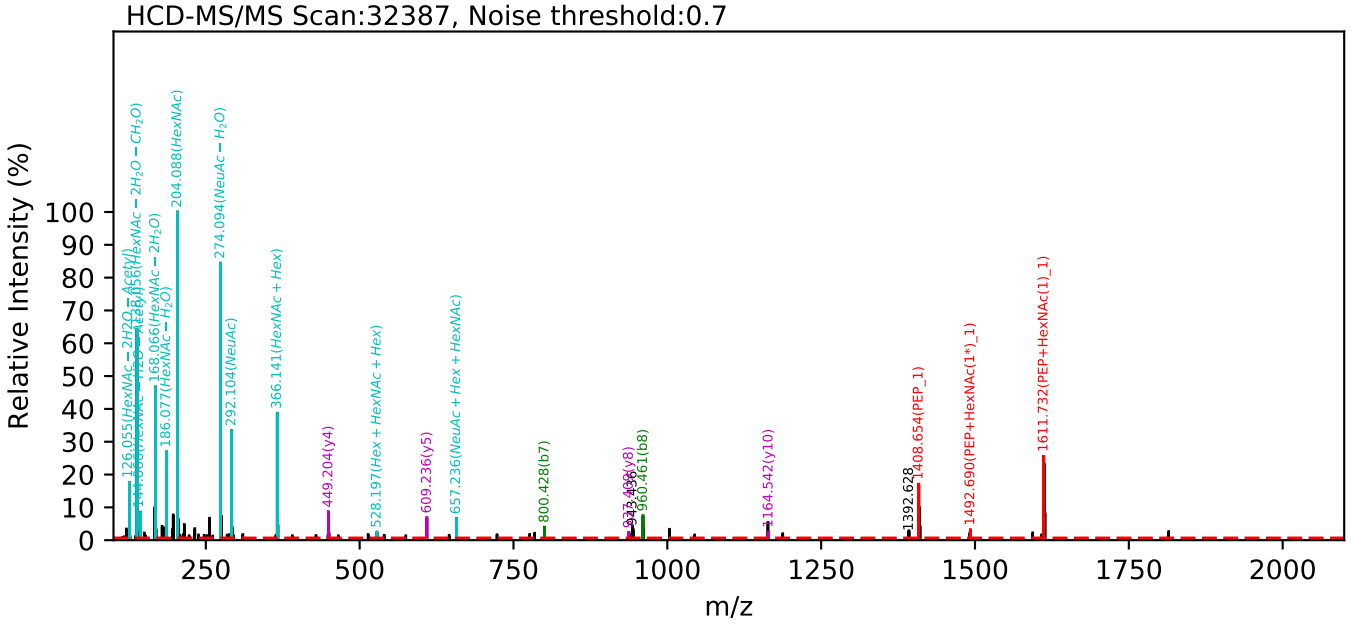

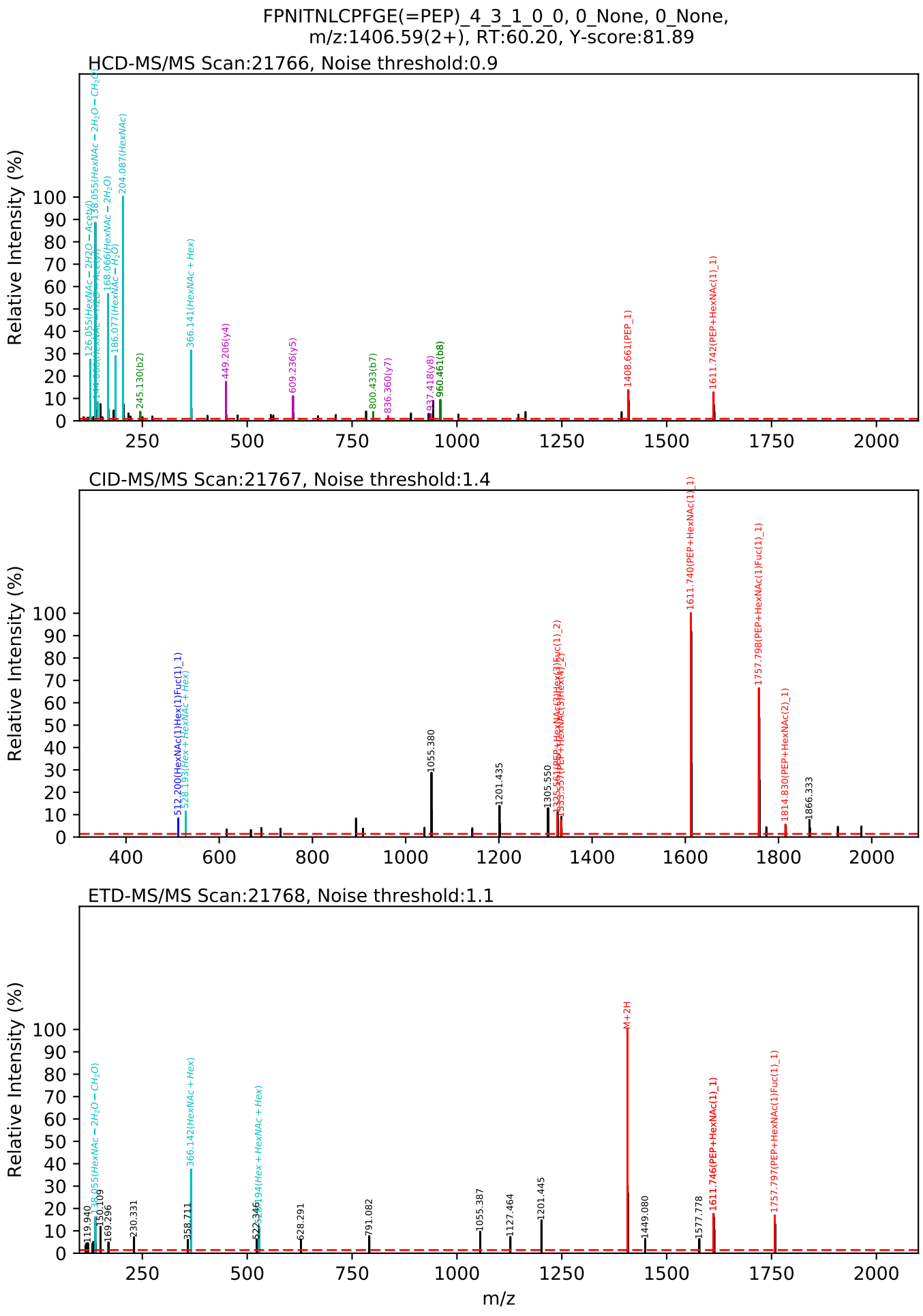
FPNITNLCPFGE(=PEP)_4_3_1_0_0, 0_None, 0_None,
m/z:1406.59(2+), RT:60.20, Y-score:81.89
HCD-MS/MS Scan:21766, Noise threshold:0.9
Relative Intensity (%)
126.055(HexNAc − 2H2O − Ac+H)
138.055(HexNAc − 2H2O − CH2O)
144.066(HexNAc − H2O − Ac+H)
168.066(HexNAc − 2H2O)
186.077(HexNAc − H2O)
204.087(HexNAc)
245.130(b2)
366.141(HexNAc + Hex)
449.206(y4)
609.236(y5)
800.433(b7)
836.360(y7)
937.418(y8)
960.461(b8)
1408.661(PEP_1)
1611.742(PEP+HexNAc(1)_1)
CID-MS/MS Scan:21767, Noise threshold:1.4
Relative Intensity (%)
512.200(HexNAc(1)Hex(1)Fuc(1)_1)
528.193(Hex + HexNAc + Hex)
1055.380
1201.435
1305.550
1611.740(PEP+HexNAc(1)_1)
1757.798(PEP+HexNAc(1)Fuc(1)_1)
1814.830(PEP+HexNAc(2)_1)
1866.333
ETD-MS/MS Scan:21768, Noise threshold:1.1
Relative Intensity (%)
119.940
138.055(HexNAc − 2H2O − CH2O)
150.109
169.296
230.331
358.711
366.142(HexNAc + Hex)
522.346
528.194(Hex + HexNAc + Hex)
628.291
791.082
1055.387
1127.464
1201.445
M+2H
1449.080
1577.778
1611.746(PEP+HexNAc(1)_1)
1757.797(PEP+HexNAc(1)Fuc(1)_1)
m/z

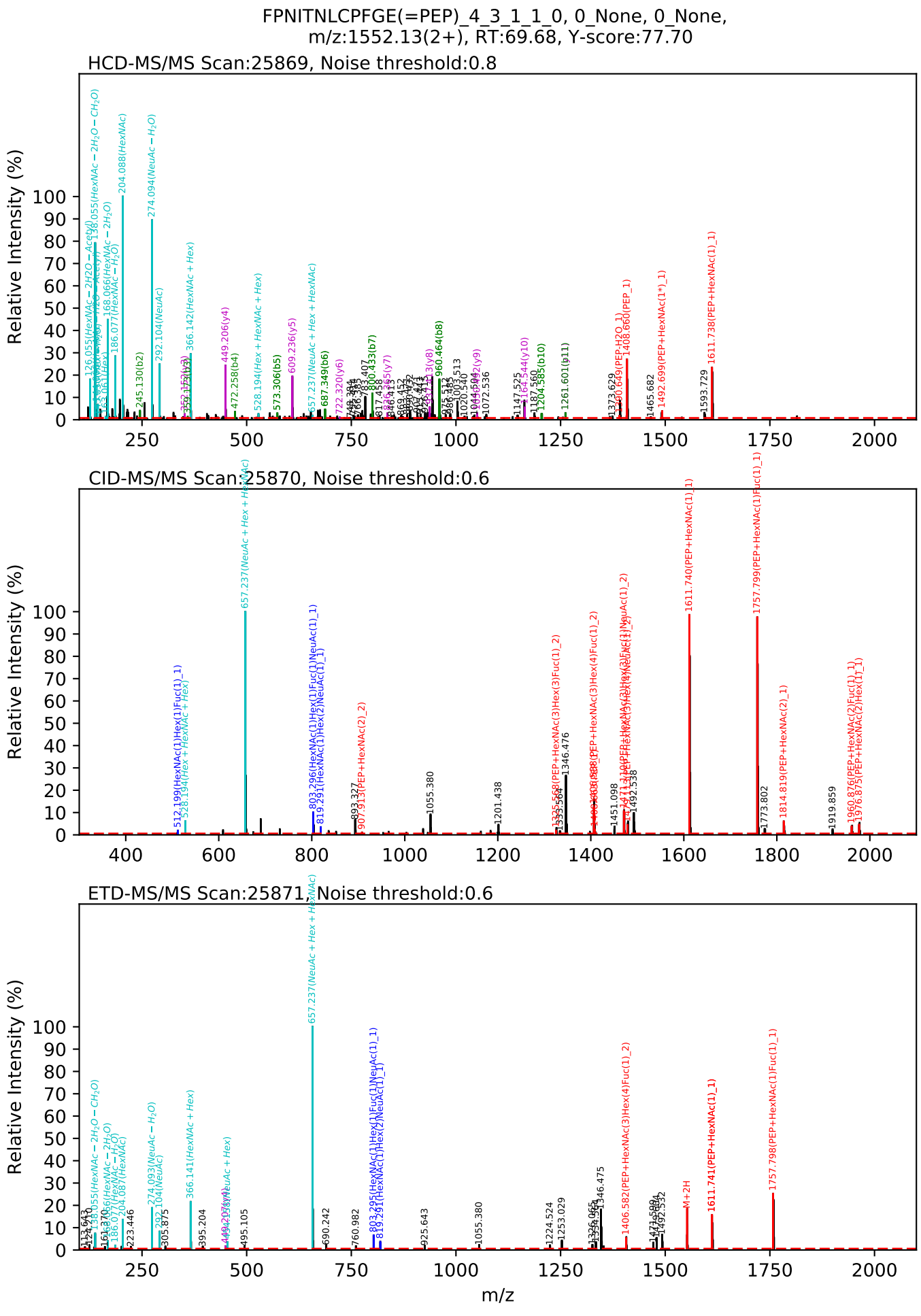
FPNITNLCPFGE(=PEP)_4_3_1_1_0, 0_None, 0_None,
m/z:1552.13(2+), RT:69.68, Y-score:77.70
HCD-MS/MS Scan:25869, Noise threshold:0.8
CID-MS/MS Scan:25870, Noise threshold:0.6
ETD-MS/MS Scan:25871, Noise threshold:0.6
Relative Intensity (%)
m/z

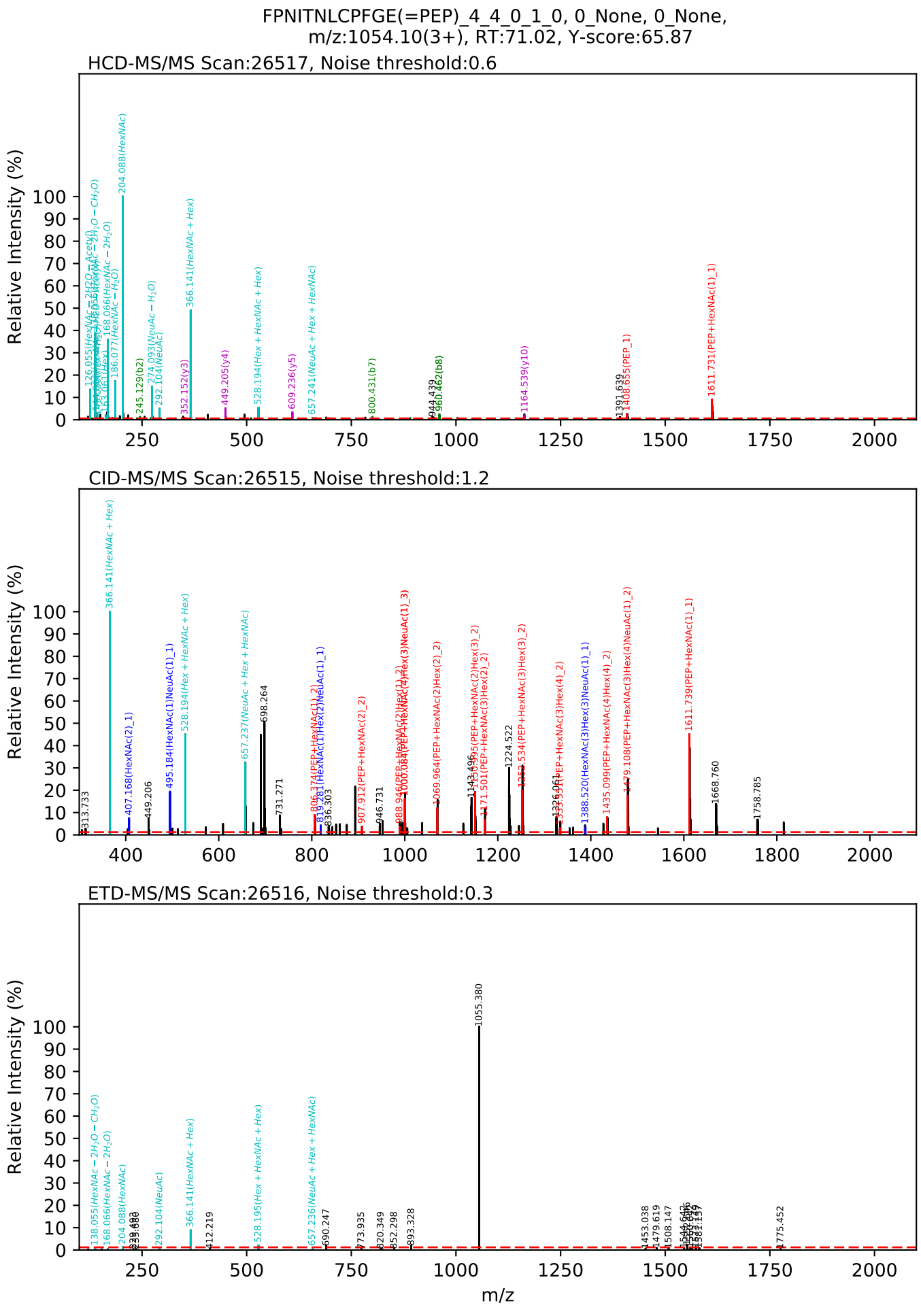
FPNITNLCPFGE(=PEP)_4_4_0_1_0, 0_None, 0_None,
m/z:1054.10(3+), RT:71.02, Y-score:65.87
HCD-MS/MS Scan:26517, Noise threshold:0.6
CID-MS/MS Scan:26515, Noise threshold:1.2
ETD-MS/MS Scan:26516, Noise threshold:0.3
Relative Intensity (%)
m/z

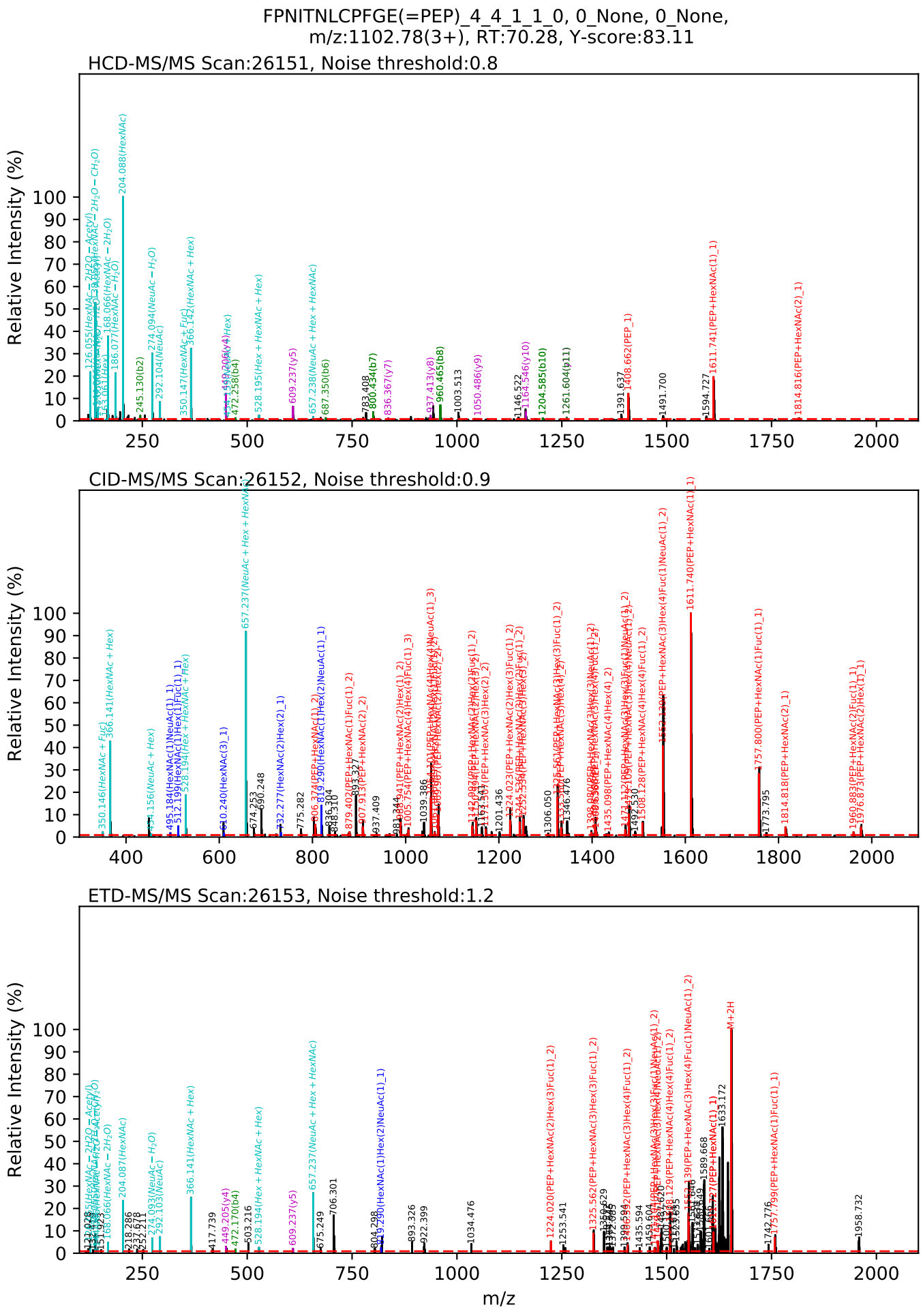
FPNITNLCPFGE(=PEP)_4_4_1_1_1_0, 0_None, 0_None,
m/z:1102.78(3+), RT:70.28, Y-score:83.11
HCD-MS/MS Scan:26151, Noise threshold:0.8
CID-MS/MS Scan:26152, Noise threshold:0.9
ETD-MS/MS Scan:26153, Noise threshold:1.2
Relative Intensity (%)
m/z

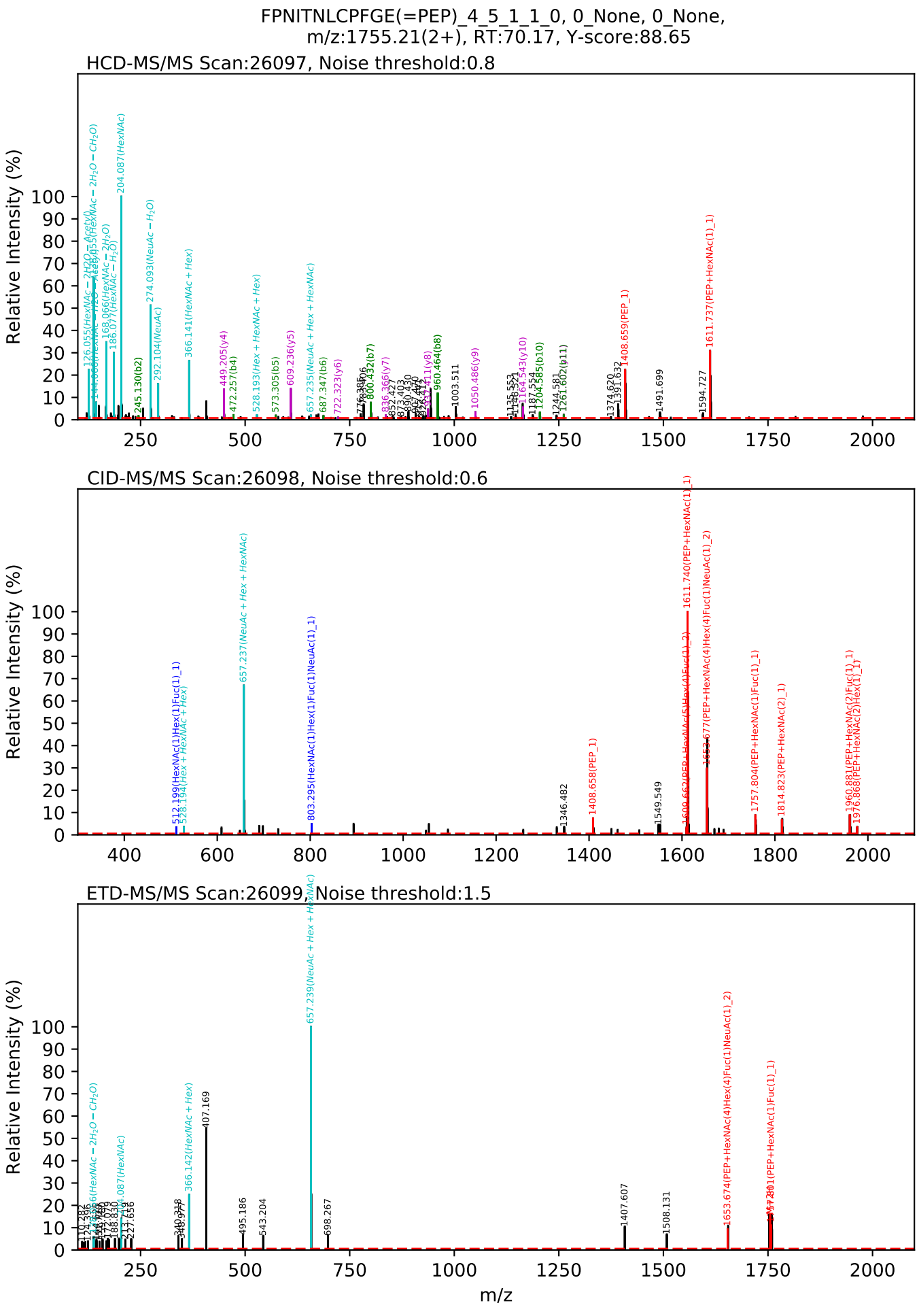
FPNITNLCPFGE(=PEP)_4_5_1_1_0, 0_None, 0_None,
m/z:1755.21(2+), RT:70.17, Y-score:88.65
HCD-MS/MS Scan:26097, Noise threshold:0.8
Relative Intensity (%)
CID-MS/MS Scan:26098, Noise threshold:0.6
Relative Intensity (%)
ETD-MS/MS Scan:26099, Noise threshold:1.5
Relative Intensity (%)
m/z

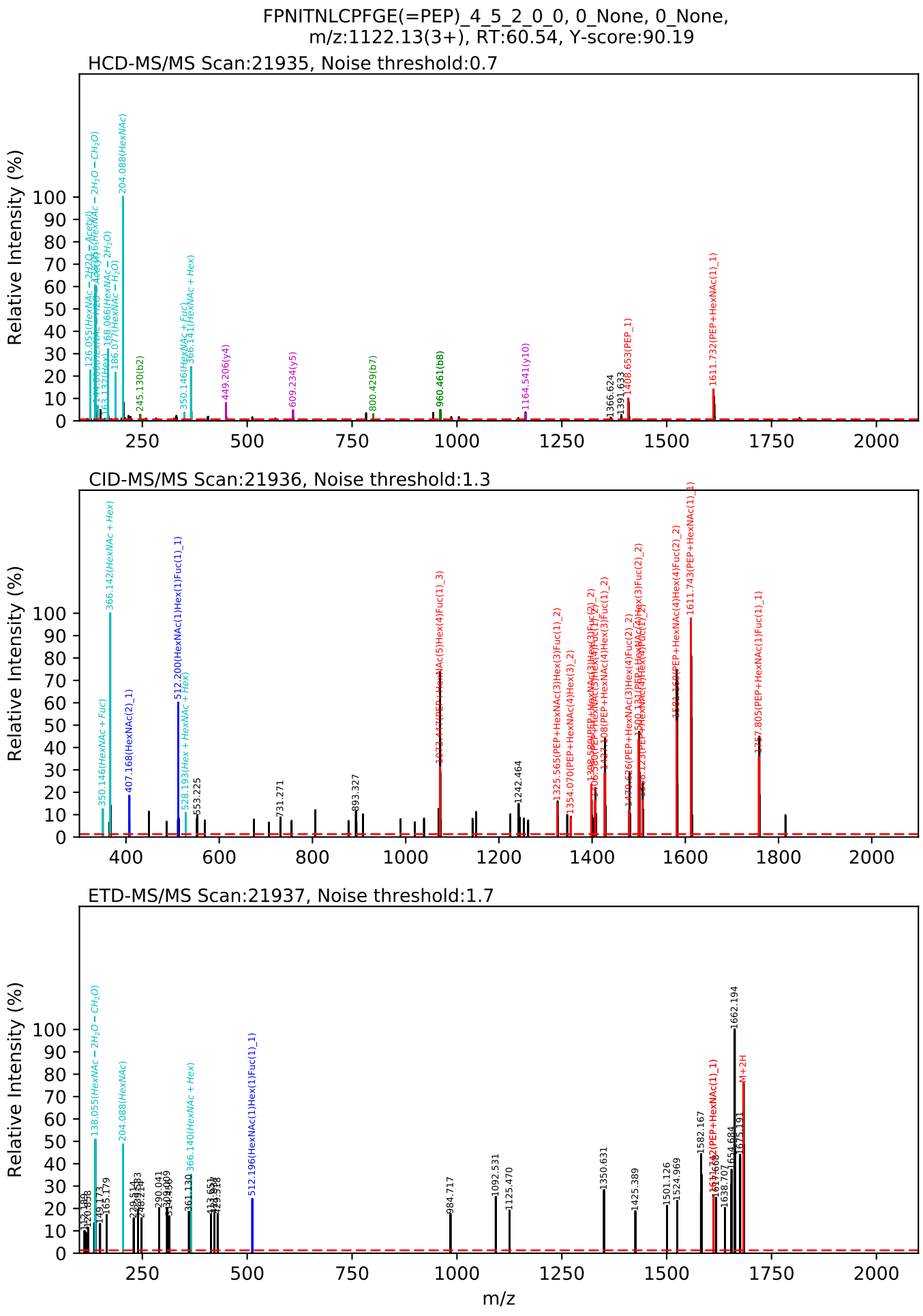
FPNITNLCPFGE(=PEP)_4_5_2_0_0, 0_None, 0_None,
m/z:1122.13(3+), RT:60.54, Y-score:90.19
HCD-MS/MS Scan:21935, Noise threshold:0.7
Relative Intensity (%)
204.088(HexNAc)
245.130(b2)
350.146(HexNAc + Fuc)
366.141(HexNAc + Hex)
449.206(y4)
609.234(y5)
800.429(b7)
960.461(b8)
1164.541(y10)
1366.624
1391.633
1408.653(PEP_1)
1611.732(PEP+HexNAc(1)_1)
CID-MS/MS Scan:21936, Noise threshold:1.3
Relative Intensity (%)
350.146(HexNAc + Fuc)
366.142(HexNAc + Hex)
407.168(HexNAc(2)_1)
512.200(HexNAc(1)Hex(1)Fuc(1)_1)
528.193(Hex + HexNAc + Hex)
553.225
731.271
893.327
1242.464
1325.565(PEP+HexNAc(3)Hex(3)Fuc(1)_2)
1354.070(PEP+HexNAc(4)Hex(3)_2)
1611.743(PEP+HexNAc(1)_1)
1757.805(PEP+HexNAc(1)Fuc(1)_1)
ETD-MS/MS Scan:21937, Noise threshold:1.7
Relative Intensity (%)
138.055(HexNAc − 2H2O − CH2O)
204.088(HexNAc)
366.140(HexNAc + Hex)
512.196(HexNAc(1)Hex(1)Fuc(1)_1)
984.717
1092.531
1125.470
1350.631
1425.389
1501.126
1524.969
1582.167
1662.194
M+2H
m/z

FPNITNLCPFGE(=PEP)_5_2_0_0_0, 0_None, 1_Hex_Phosphorylation,
m/z:1353.03(2+), RT:74.83, Y-score:71.56

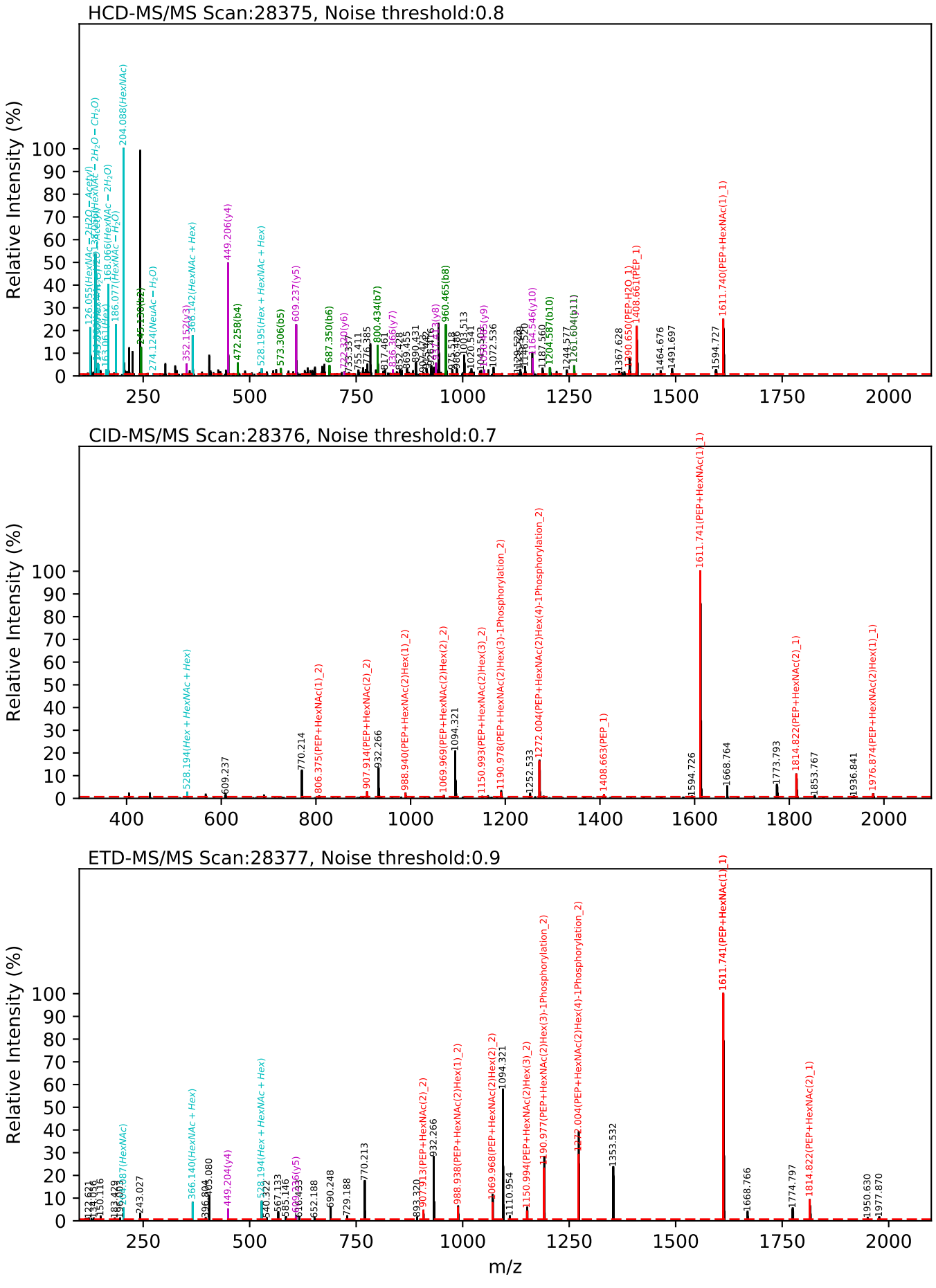

FPNITNLCPFGE(=PEP)_5_3_1_1_0, 0_None, 0_None,
m/z:1089.11(3+), RT:70.38, Y-score:83.19

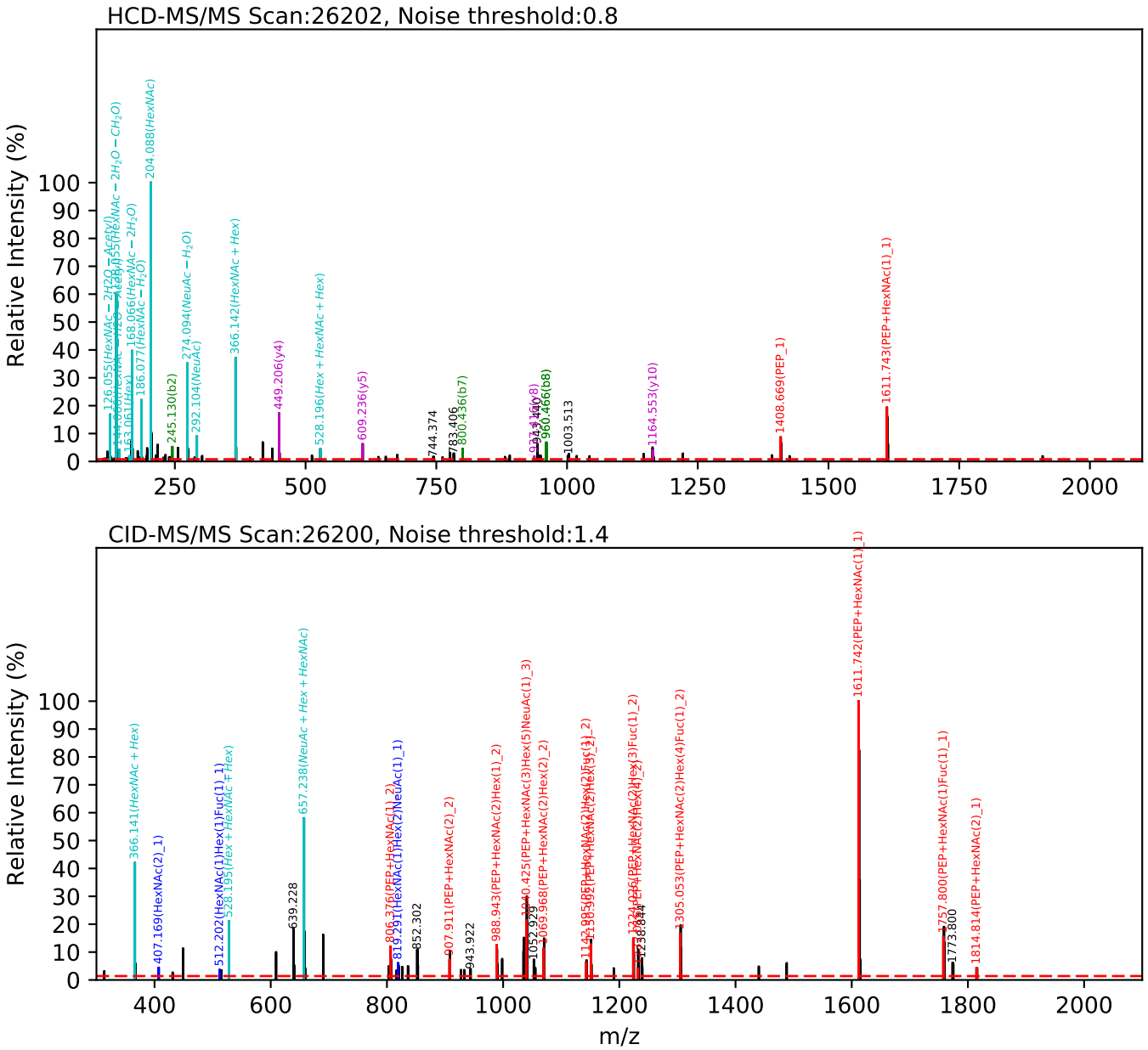

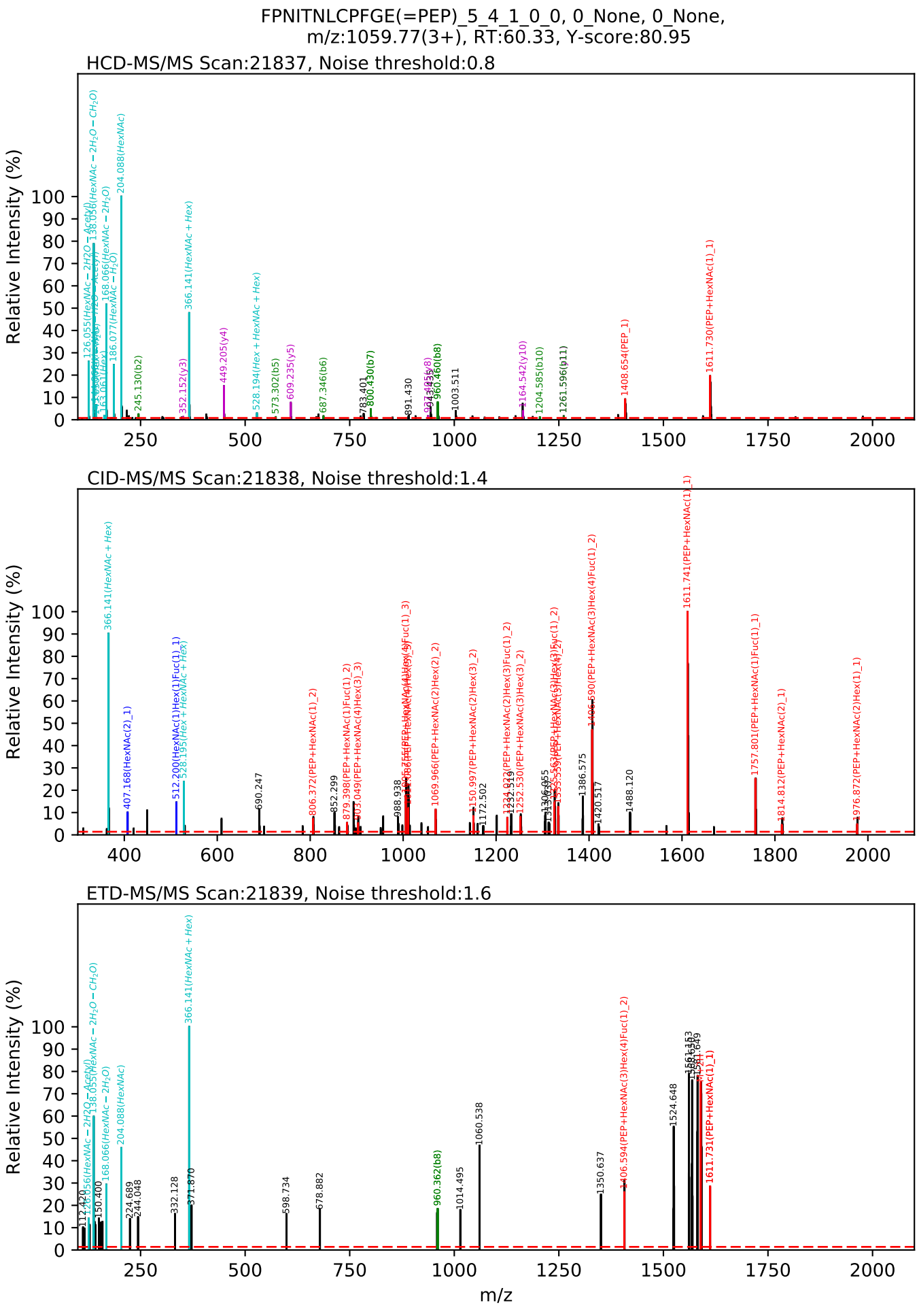
FPNITNLCPFGE(=PEP)_5_4_1_0_0, 0_None, 0_None,
m/z:1059.77(3+), RT:60.33, Y-score:80.95
HCD-MS/MS Scan:21837, Noise threshold:0.8
CID-MS/MS Scan:21838, Noise threshold:1.4
ETD-MS/MS Scan:21839, Noise threshold:1.6
Relative Intensity (%)
m/z

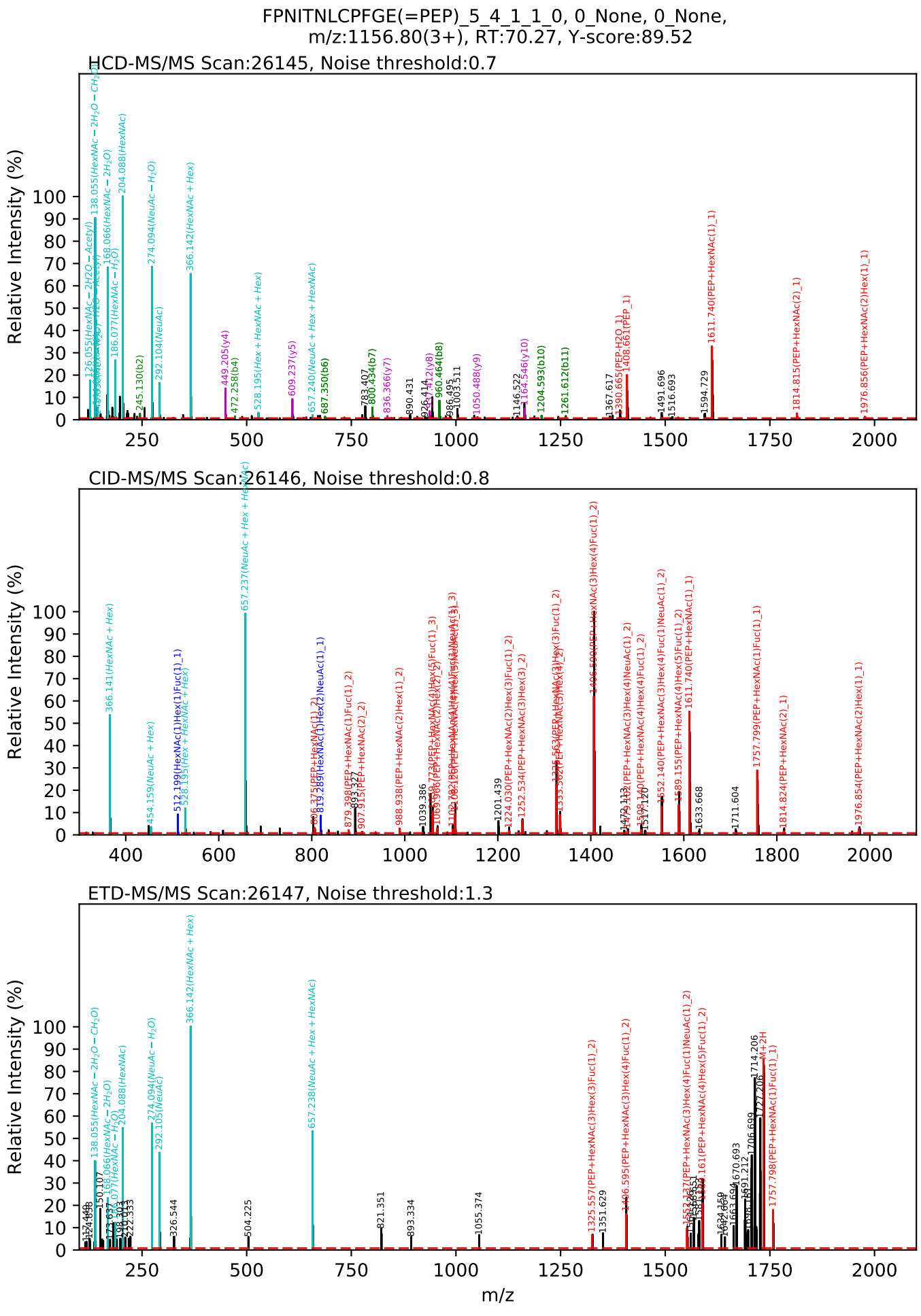
FPNITNLCPFGE(=PEP)_5_4_1_1_1_0, 0_None, 0_None,
m/z:1156.80(3+), RT:70.27, Y-score:89.52
HCD-MS/MS Scan:26145, Noise threshold:0.7
CID-MS/MS Scan:26146, Noise threshold:0.8
ETD-MS/MS Scan:26147, Noise threshold:1.3
Relative Intensity (%)
m/z

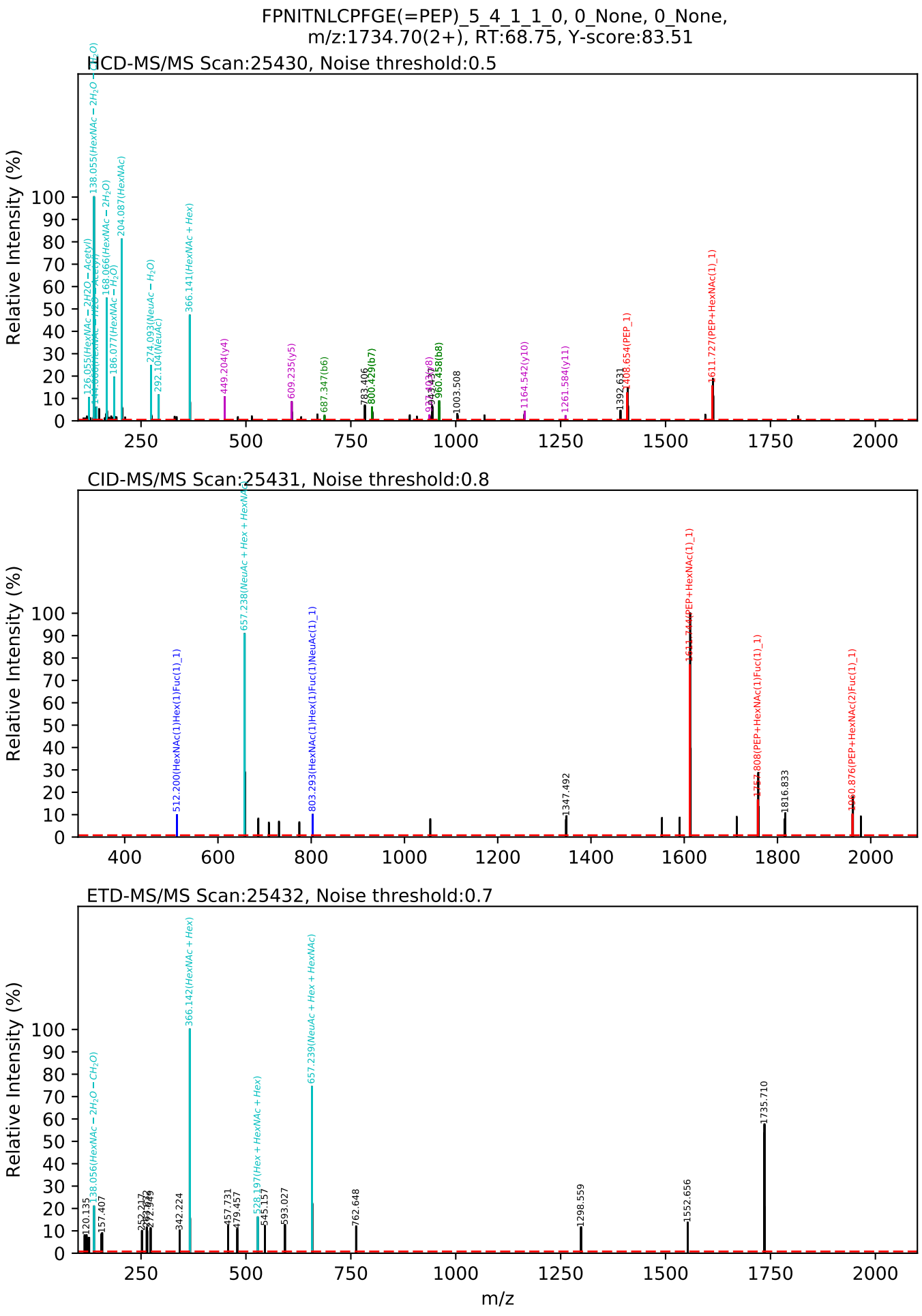
FPNITNLCPFGE(=PEP)_5_4_1_1_0, 0_None, 0_None,
m/z:1734.70(2+), RT:68.75, Y-score:83.51
HCD-MS/MS Scan:25430, Noise threshold:0.5
Relative Intensity (%)
138.055(HexNAc − 2H2O − Acetyl)
126.055(HexNAc − 2H2O − Acetyl)
144.066(HexNAc − H2O − Acetyl)
168.066(HexNAc − 2H2O)
186.077(HexNAc − H2O)
204.087(HexNAc)
274.093(NeuAc − H2O)
292.104(NeuAc)
366.141(HexNAc + Hex)
449.204(y4)
609.235(y5)
687.347(b6)
783.406
800.429(b7)
960.458(b8)
1003.508
1164.542(y10)
1261.584(y11)
1392.631
1408.654(PEP_1)
1611.727(PEP+HexNAc(1)_1)
CID-MS/MS Scan:25431, Noise threshold:0.8
Relative Intensity (%)
512.200(HexNAc(1)Hex(1)Fuc(1)_1)
657.238(NeuAc + Hex + HexNAc)
803.293(HexNAc(1)Hex(1)Fuc(1)NeuAc(1)_1)
1347.492
1611.744(PEP+HexNAc(1)_1)
1755.808(PEP+HexNAc(1)Fuc(1)_1)
1816.833
1960.876(PEP+HexNAc(2)Fuc(1)_1)
ETD-MS/MS Scan:25432, Noise threshold:0.7
Relative Intensity (%)
120.135
138.056(HexNAc − 2H2O − CH2O)
157.407
252.217
342.224
366.142(HexNAc + Hex)
457.731
479.457
528.197(Hex + HexNAc + Hex)
545.157
593.027
657.239(NeuAc + Hex + HexNAc)
762.648
1298.559
1552.656
1735.710
m/z

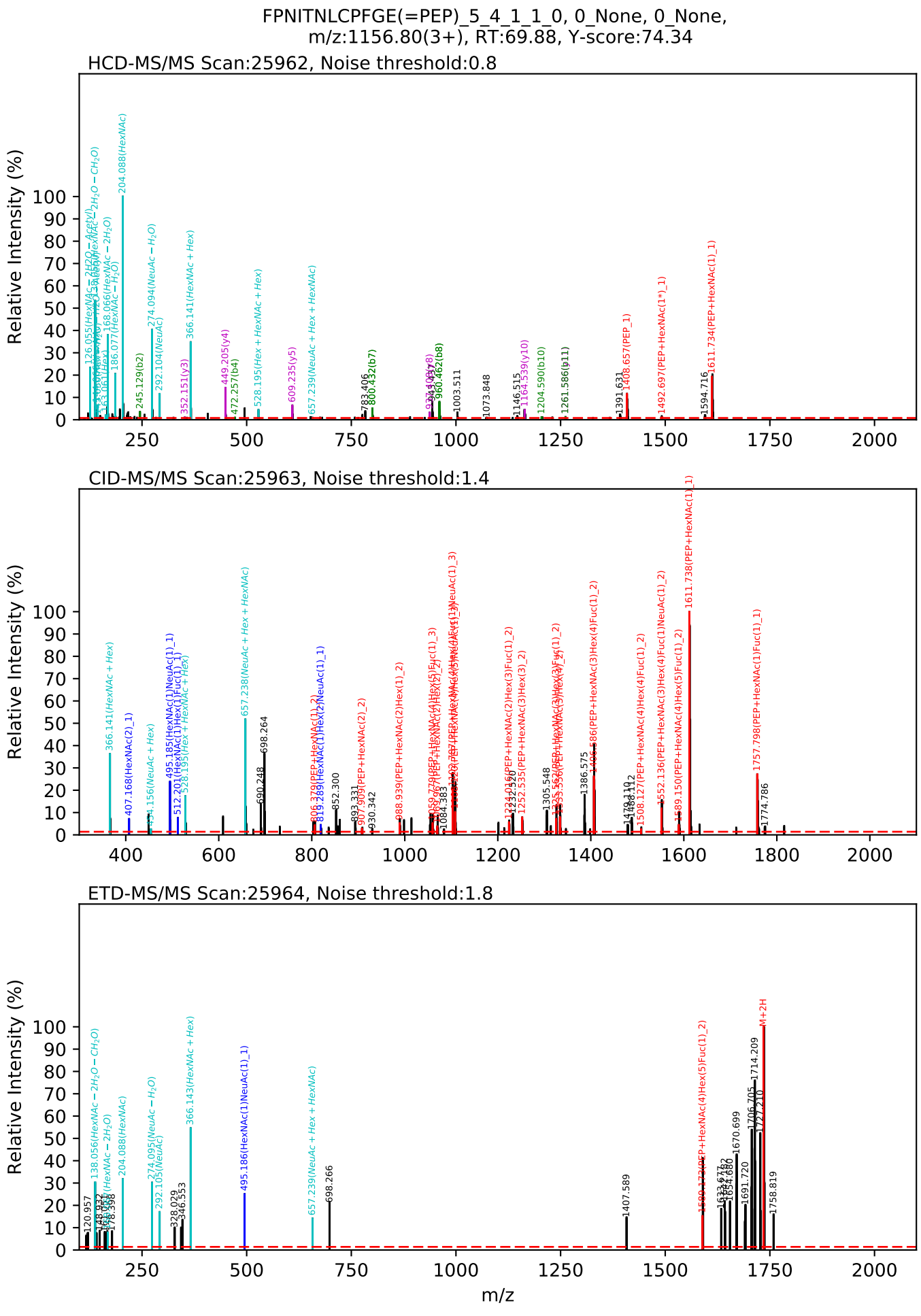
FPNITNLCPFGE(=PEP)_5_4_1_1_0, 0_None, 0_None,
m/z:1156.80(3+), RT:69.88, Y-score:74.34
HCD-MS/MS Scan:25962, Noise threshold:0.8
CID-MS/MS Scan:25963, Noise threshold:1.4
ETD-MS/MS Scan:25964, Noise threshold:1.8
Relative Intensity (%)
m/z

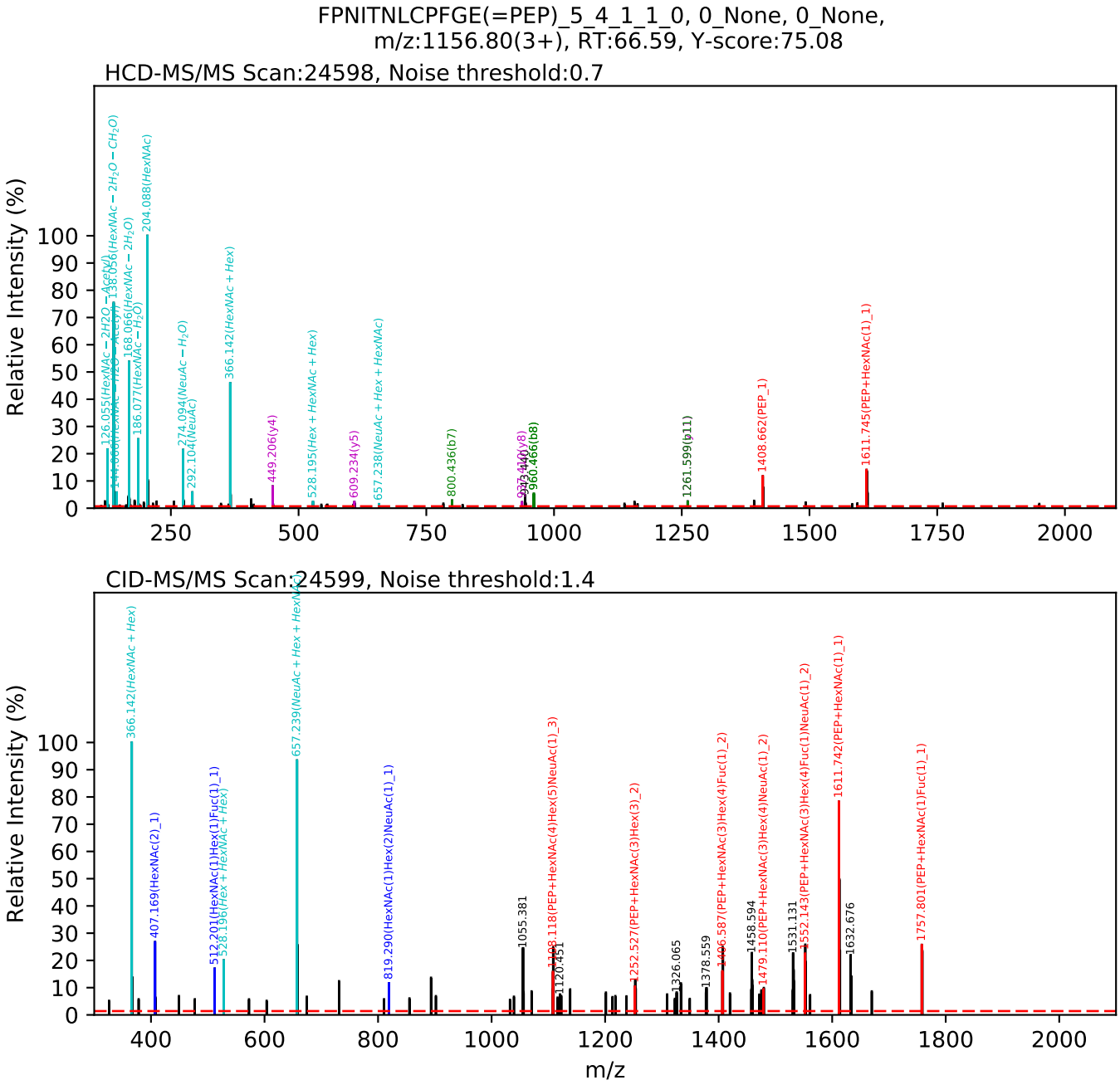
FPNITNLCPFGE(=PEP)_5_4_1_1_0, 0_None, 0_None,
m/z:1156.80(3+), RT:66.59, Y-score:75.08
HCD-MS/MS Scan:24598, Noise threshold:0.7
Relative Intensity (%)
204.088(HexNAc)
186.077(HexNAc − 2H2O)
168.066(HexNAc − H2O)
274.094(NeuAc − H2O)
292.104(NeuAc)
366.142(HexNAc + Hex)
449.206(y4)
528.195(Hex + HexNAc + Hex)
609.234(y5)
657.238(NeuAc + Hex + HexNAc)
800.436(b7)
1261.599(y11)
1408.662(PEP_1)
1611.745(PEP+HexNAc(1)_1)
CID-MS/MS Scan:24599, Noise threshold:1.4
Relative Intensity (%)
366.142(HexNAc + Hex)
407.169(HexNAc(2)_1)
512.201(HexNAc(1)Hex(1)Fuc(1)_1)
528.196(Hex + HexNAc + Hex)
657.239(NeuAc + Hex + HexNAc)
819.290(HexNAc(1)Hex(2)NeuAc(1)_1)
1055.381
1120.451
1252.527(PEP+HexNAc(3)Hex(3)_2)
1326.065
1378.559
1486.587(PEP+HexNAc(3)Hex(4)Fuc(1)_2)
1458.594
1479.110(PEP+HexNAc(3)Hex(4)NeuAc(1)_2)
1531.131
1552.143(PEP+HexNAc(3)Hex(4)Fuc(1)NeuAc(1)_2)
1611.742(PEP+HexNAc(1)_1)
1632.676
1757.801(PEP+HexNAc(1)Fuc(1)_1)
m/z

FPNITNLCPFGE(=PEP)_5_4_1_1_0, 0_None, 0_None,
m/z:1156.80(3+), RT:68.74, Y-score:80.90

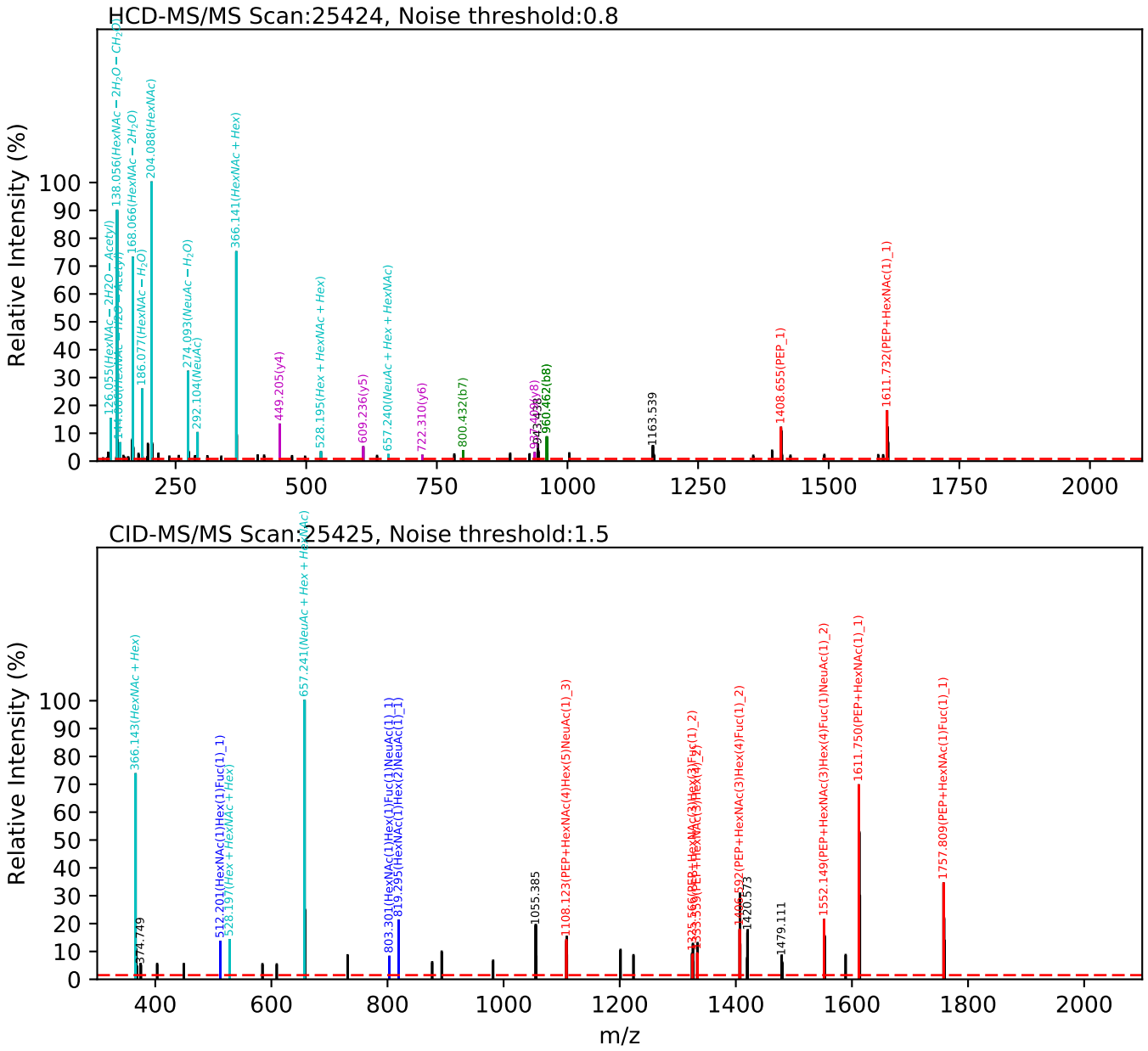

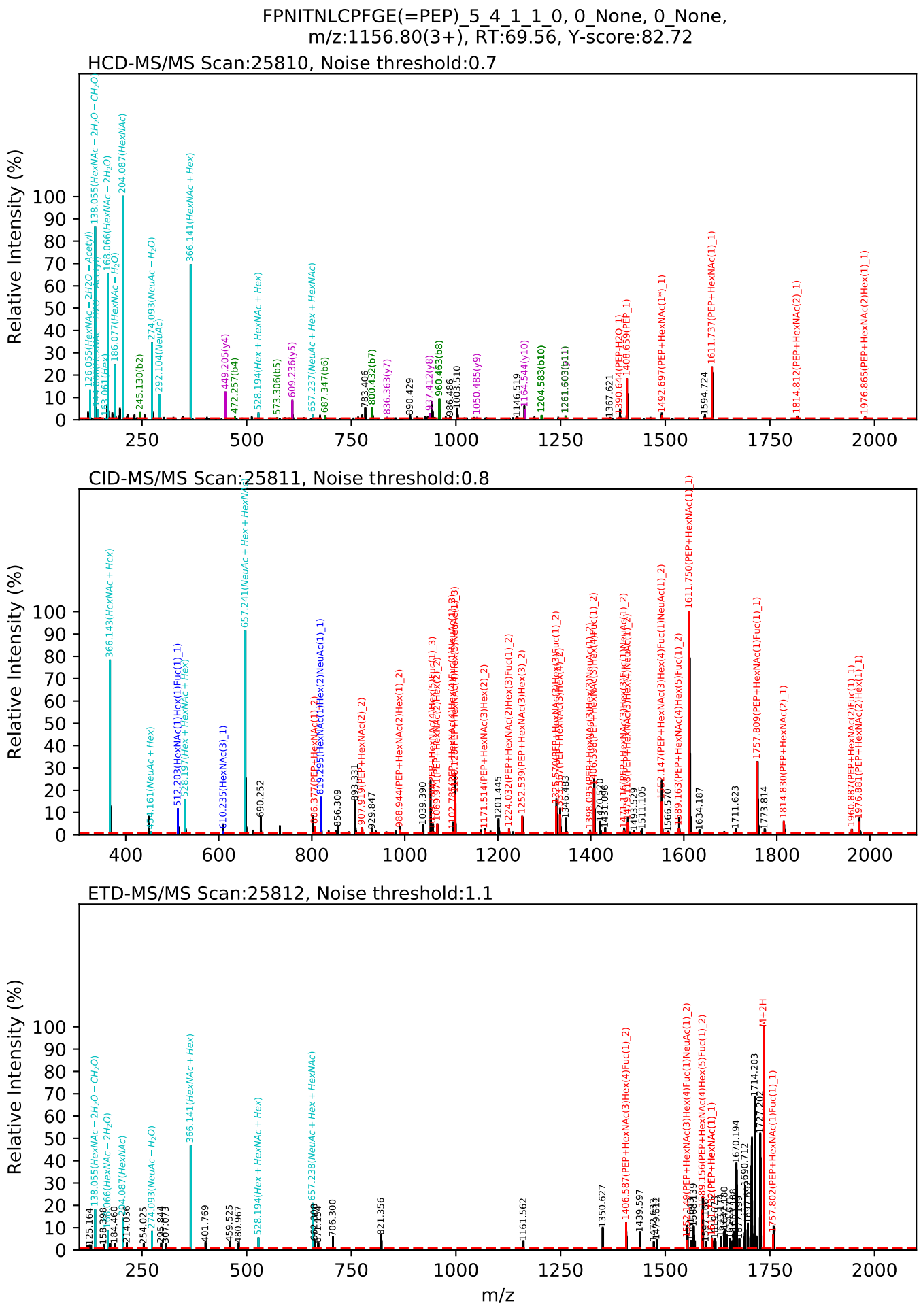
FPNITNLCPFGE(=PEP)_5_4_1_1_1_0, 0_None, 0_None,
m/z:1156.80(3+), RT:69.56, Y-score:82.72
HCD-MS/MS Scan:25810, Noise threshold:0.7
CID-MS/MS Scan:25811, Noise threshold:0.8
ETD-MS/MS Scan:25812, Noise threshold:1.1
Relative Intensity (%)
m/z

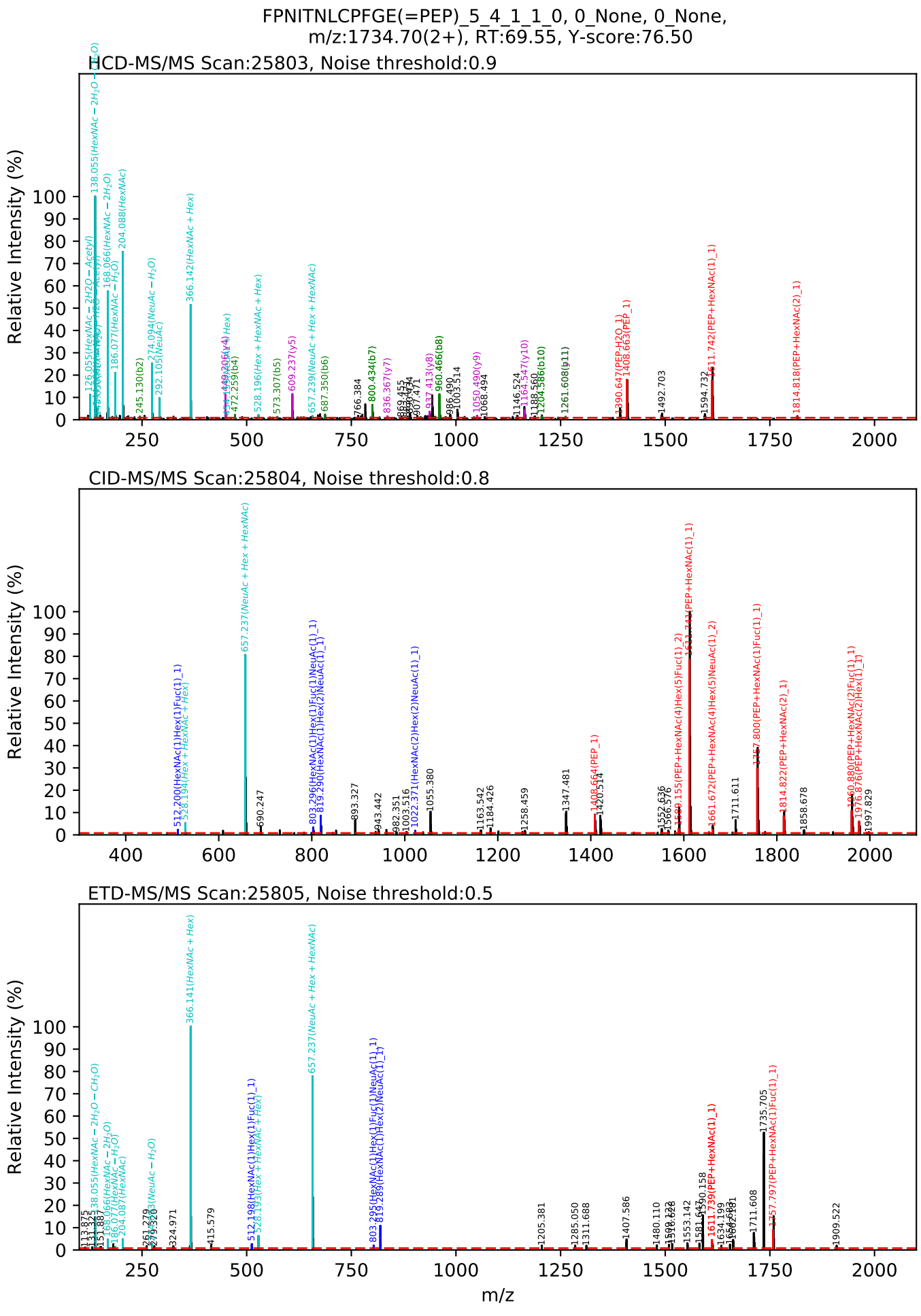
FPNITNLCPFGE(=PEP)_5_4_1_1_0, 0_None, 0_None,
m/z:1734.70(2+), RT:69.55, Y-score:76.50
HCD-MS/MS Scan:25803, Noise threshold:0.9
CID-MS/MS Scan:25804, Noise threshold:0.8
ETD-MS/MS Scan:25805, Noise threshold:0.5
Relative Intensity (%)
m/z

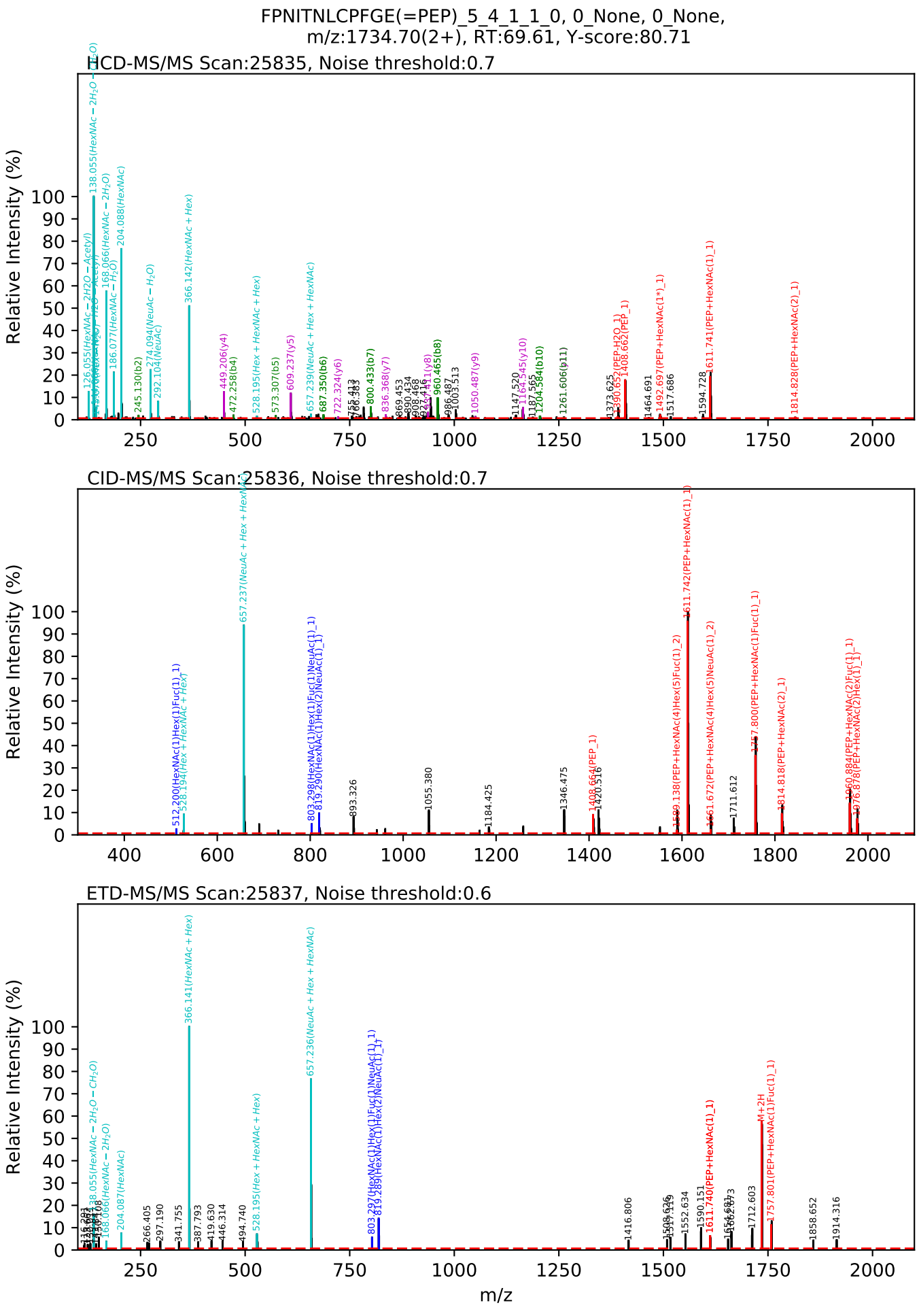
FPNITNLCPFGE(=PEP)_5_4_1_1_0, 0_None, 0_None,
m/z:1734.70(2+), RT:69.61, Y-score:80.71
HCD-MS/MS Scan:25835, Noise threshold:0.7
CID-MS/MS Scan:25836, Noise threshold:0.7
ETD-MS/MS Scan:25837, Noise threshold:0.6
Relative Intensity (%)
m/z

FPNITNLCPFGE(=PEP)_5_4_1_1_0, 0_None, 0_None,
m/z:1156.81(3+), RT:81.04, Y-score:79.99

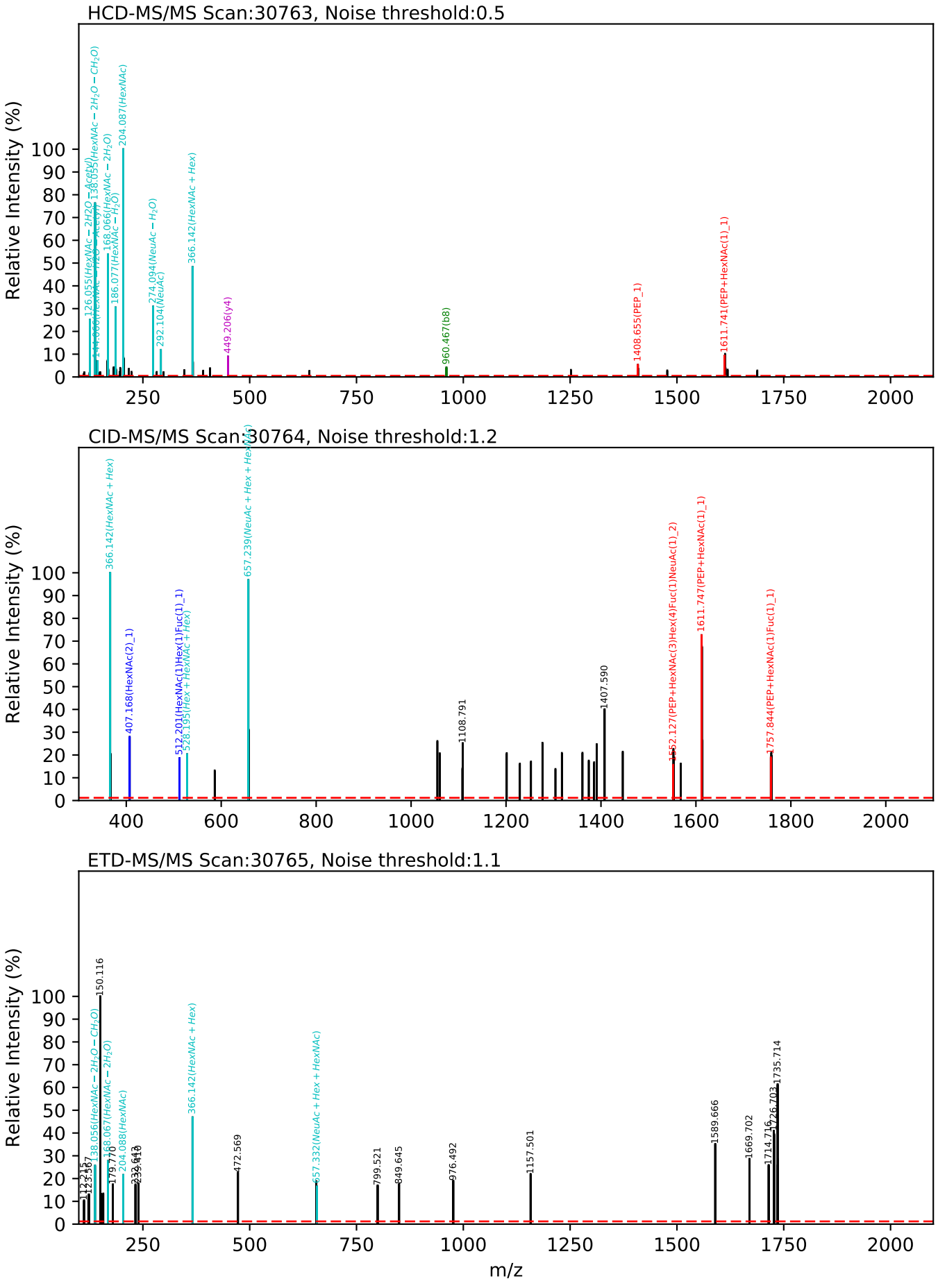

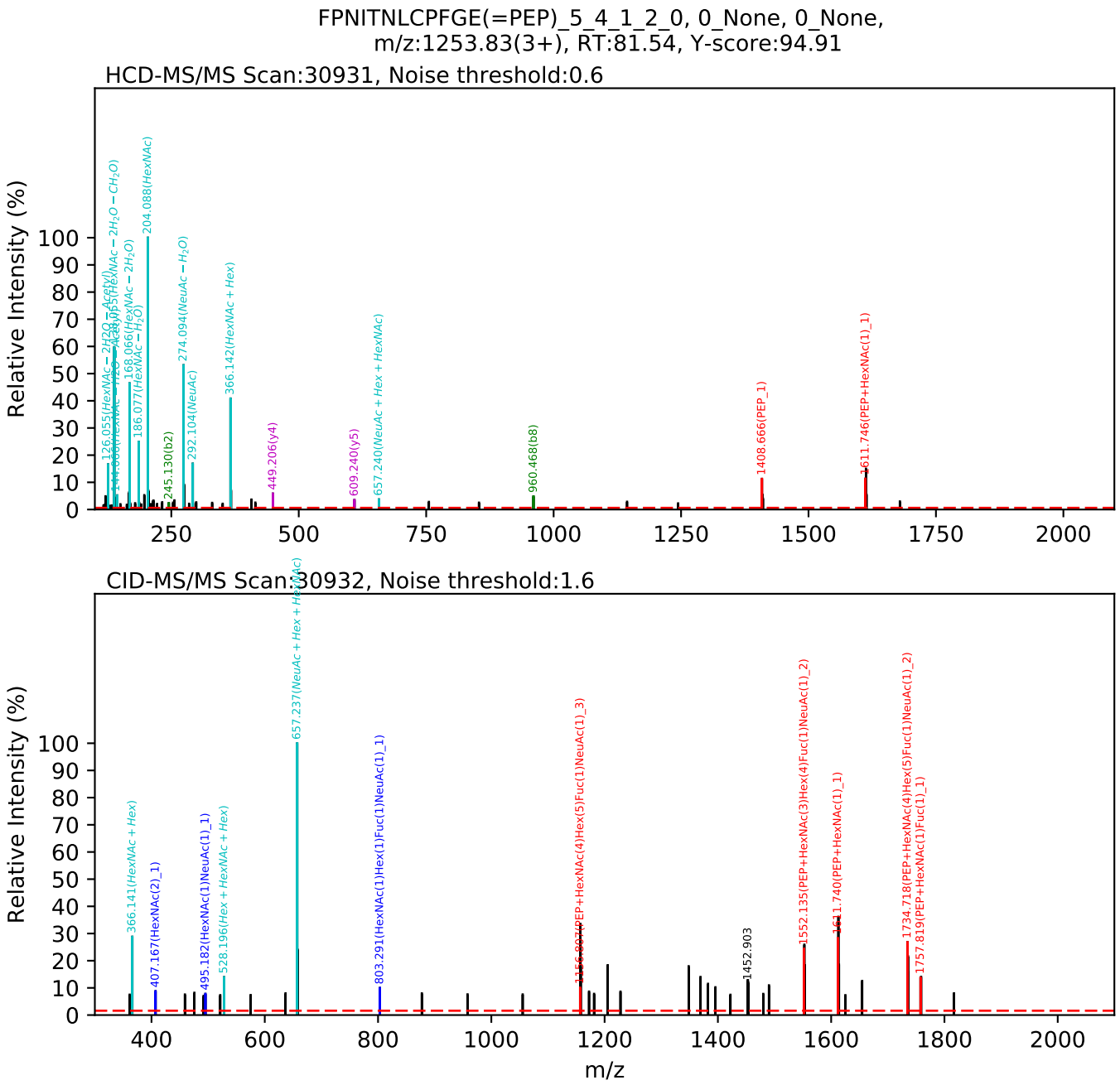
FPNITNLCPFGE(=PEP)_5_4_1_2_0, 0_None, 0_None,
m/z:1253.83(3+), RT:81.54, Y-score:94.91
HCD-MS/MS Scan:30931, Noise threshold:0.6
Relative Intensity (%)
204.088(HexNAc)
274.094(NeuAc − H2O)
366.142(HexNAc + Hex)
245.130(b2)
292.104(NeuAc)
449.206(y4)
609.240(y5)
657.240(NeuAc + Hex + HexNAc)
960.468(b8)
1408.666(PEP_1)
1611.746(PEP+HexNAc(1)_1)
CID-MS/MS Scan:30932, Noise threshold:1.6
Relative Intensity (%)
366.141(HexNAc + Hex)
407.167(HexNAc(2)_1)
495.182(HexNAc(1)NeuAc(1)_1)
528.196(Hex + HexNAc + Hex)
657.237(NeuAc + Hex + HexNAc)
803.291(HexNAc(1)Hex(1)Fuc(1)NeuAc(1)_1)
1452.903
1552.135(PEP+HexNAc(3)Hex(4)Fuc(1)NeuAc(1)_2)
1611.740(PEP+HexNAc(1)_1)
1734.718(PEP+HexNAc(4)Hex(5)Fuc(1)NeuAc(1)_2)
1757.819(PEP+HexNAc(1)Fuc(1)_1)
m/z

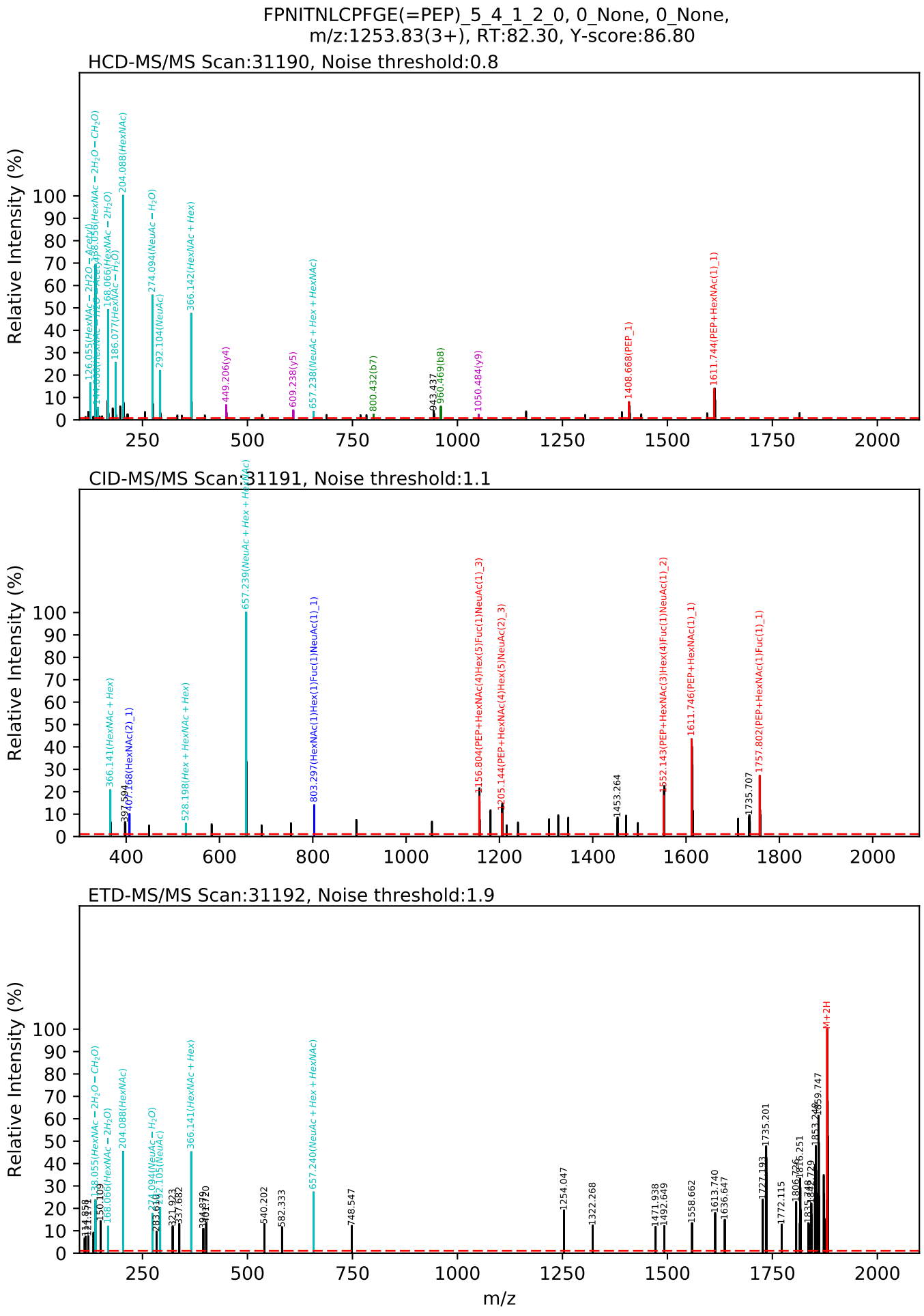
FPNITNLCPFGE(=PEP)_5_4_1_2_0, 0_None, 0_None,
m/z:1253.83(3+), RT:82.30, Y-score:86.80
HCD-MS/MS Scan:31190, Noise threshold:0.8
Relative Intensity (%)
204.088(HexNAc)
274.094(NeuAc − H2O)
292.104(NeuAc)
366.142(HexNAc + Hex)
449.206(y4)
609.238(y5)
657.238(NeuAc + Hex + HexNAc)
800.432(b7)
943.437
960.469(b8)
1050.484(y9)
1408.668(PEP_1)
1611.744(PEP+HexNAc(1)_1)
CID-MS/MS Scan:31191, Noise threshold:1.1
Relative Intensity (%)
366.141(HexNAc + Hex)
407.168(HexNAc(2)_1)
528.198(Hex + HexNAc + Hex)
657.239(NeuAc + Hex + HexNAc)
803.297(HexNAc(1)Hex(1)Fuc(1)NeuAc(1)_1)
1156.804(PEP+HexNAc(4)Hex(5)Fuc(1)NeuAc(1)_3)
1205.144(PEP+HexNAc(4)Hex(5)NeuAc(2)_3)
1453.264
1652.143(PEP+HexNAc(3)Hex(4)Fuc(1)NeuAc(1)_2)
1611.746(PEP+HexNAc(1)_1)
1735.707
1757.802(PEP+HexNAc(1)Fuc(1)_1)
ETD-MS/MS Scan:31192, Noise threshold:1.9
Relative Intensity (%)
204.088(HexNAc)
366.141(HexNAc + Hex)
657.240(NeuAc + Hex + HexNAc)
748.547
1254.047
1322.268
1471.938
1492.649
1558.662
1613.740
1636.647
1727.193
1735.201
1772.115
M+2H
m/z

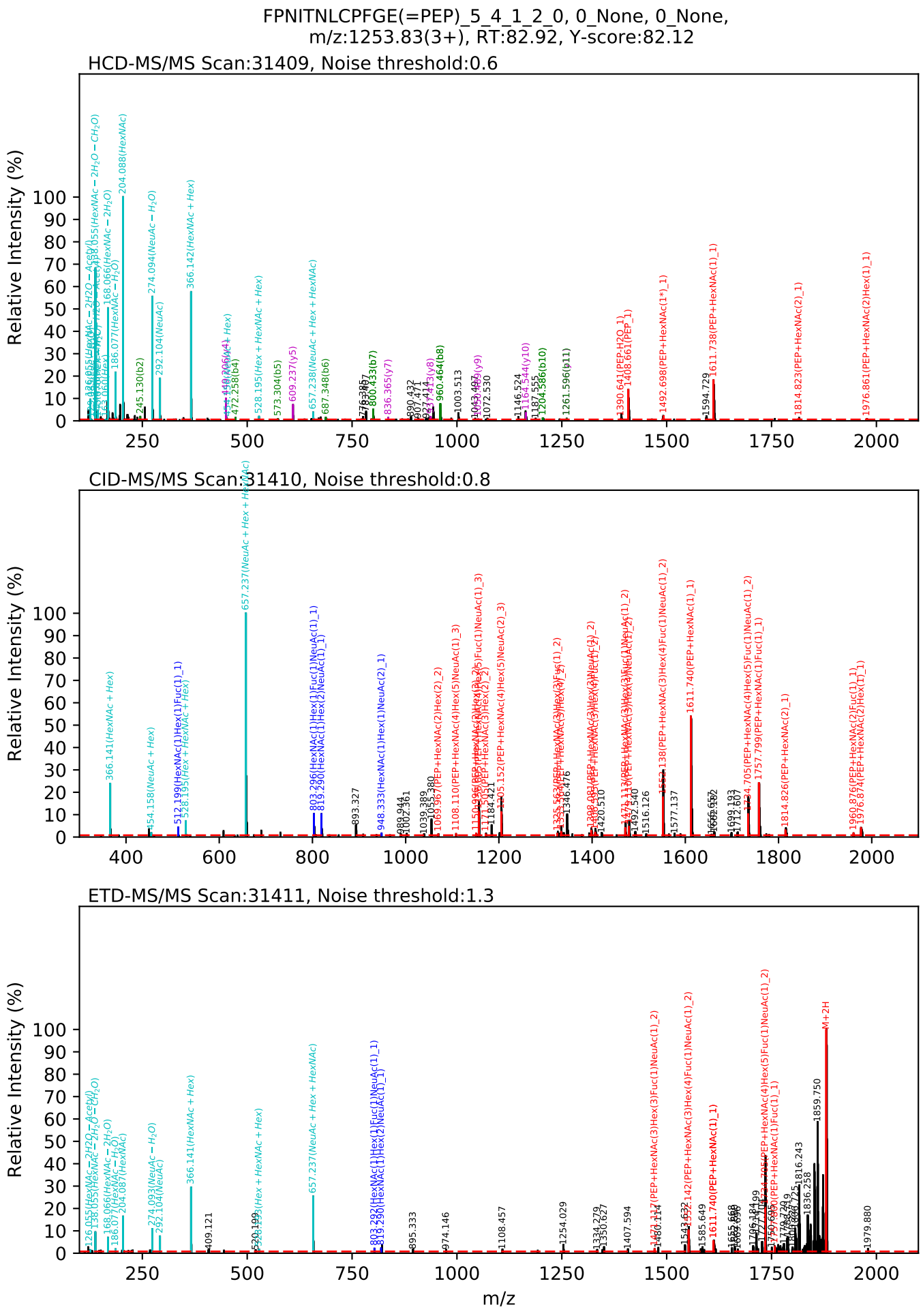
FPNITNLCPFGE(=PEP)_5_4_1_2_0, 0_None, 0_None,
m/z:1253.83(3+), RT:82.92, Y-score:82.12
HCD-MS/MS Scan:31409, Noise threshold:0.6
CID-MS/MS Scan:31410, Noise threshold:0.8
ETD-MS/MS Scan:31411, Noise threshold:1.3
Relative Intensity (%)
m/z

FPNITNLCPFGE(=PEP)_5_4_1_2_0, 0_None, 0_None,
m/z:1253.83(3+), RT:83.71, Y-score:75.29

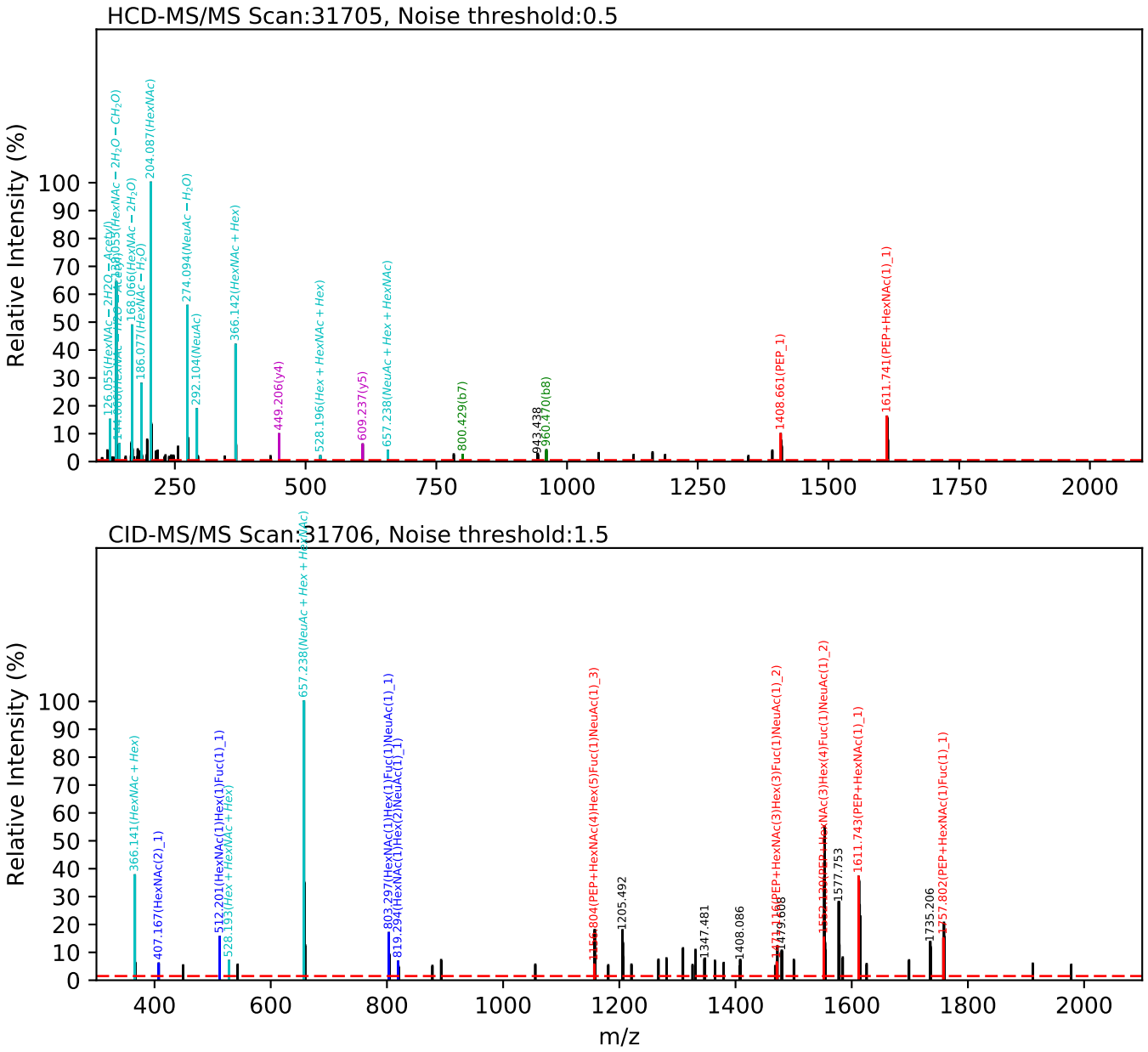

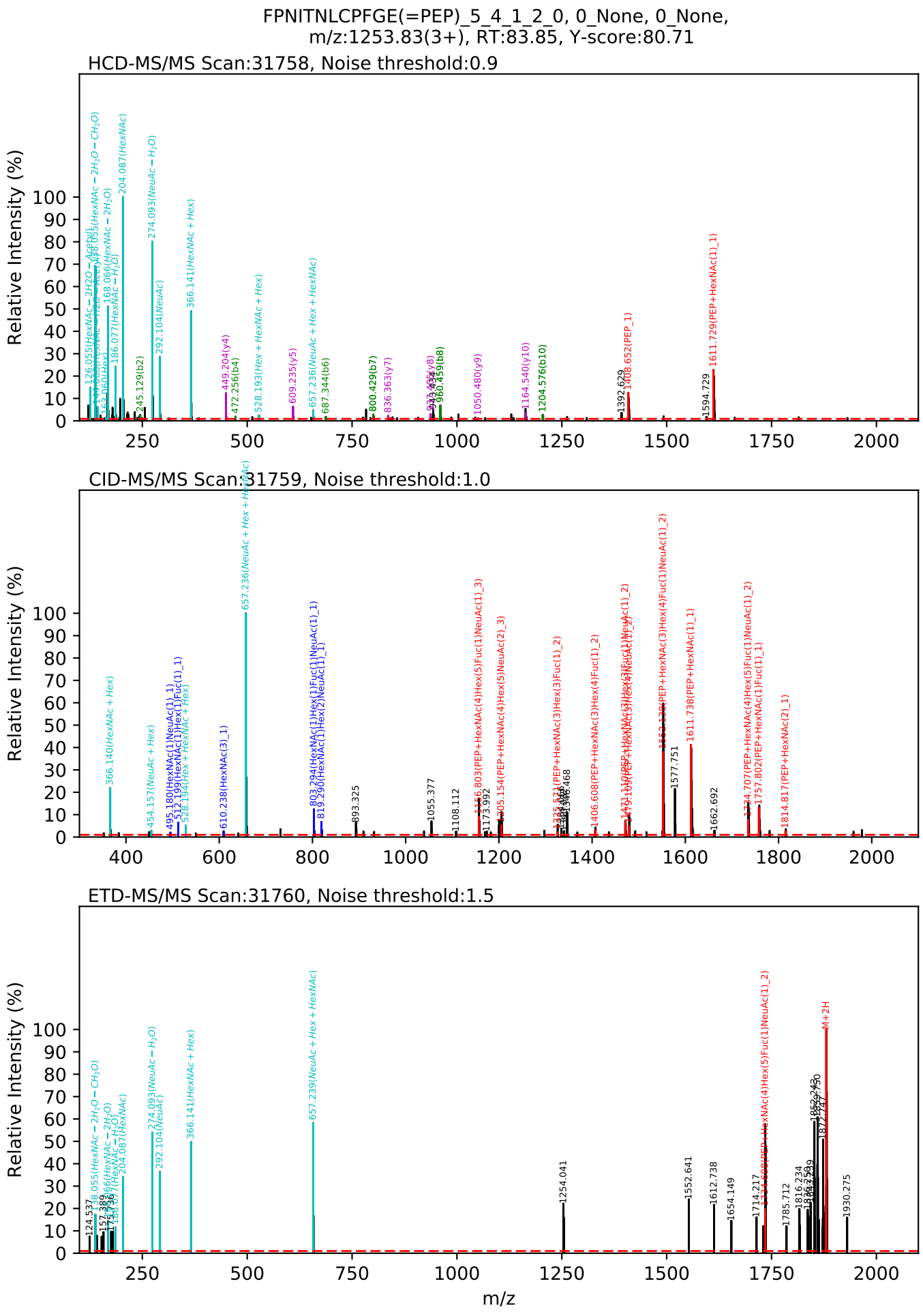
FPNITNLCPFGE(=PEP)_5_4_1_2_0, 0_None, 0_None,
m/z:1253.83(3+), RT:83.85, Y-score:80.71
HCD-MS/MS Scan:31758, Noise threshold:0.9
CID-MS/MS Scan:31759, Noise threshold:1.0
ETD-MS/MS Scan:31760, Noise threshold:1.5
Relative Intensity (%)
m/z

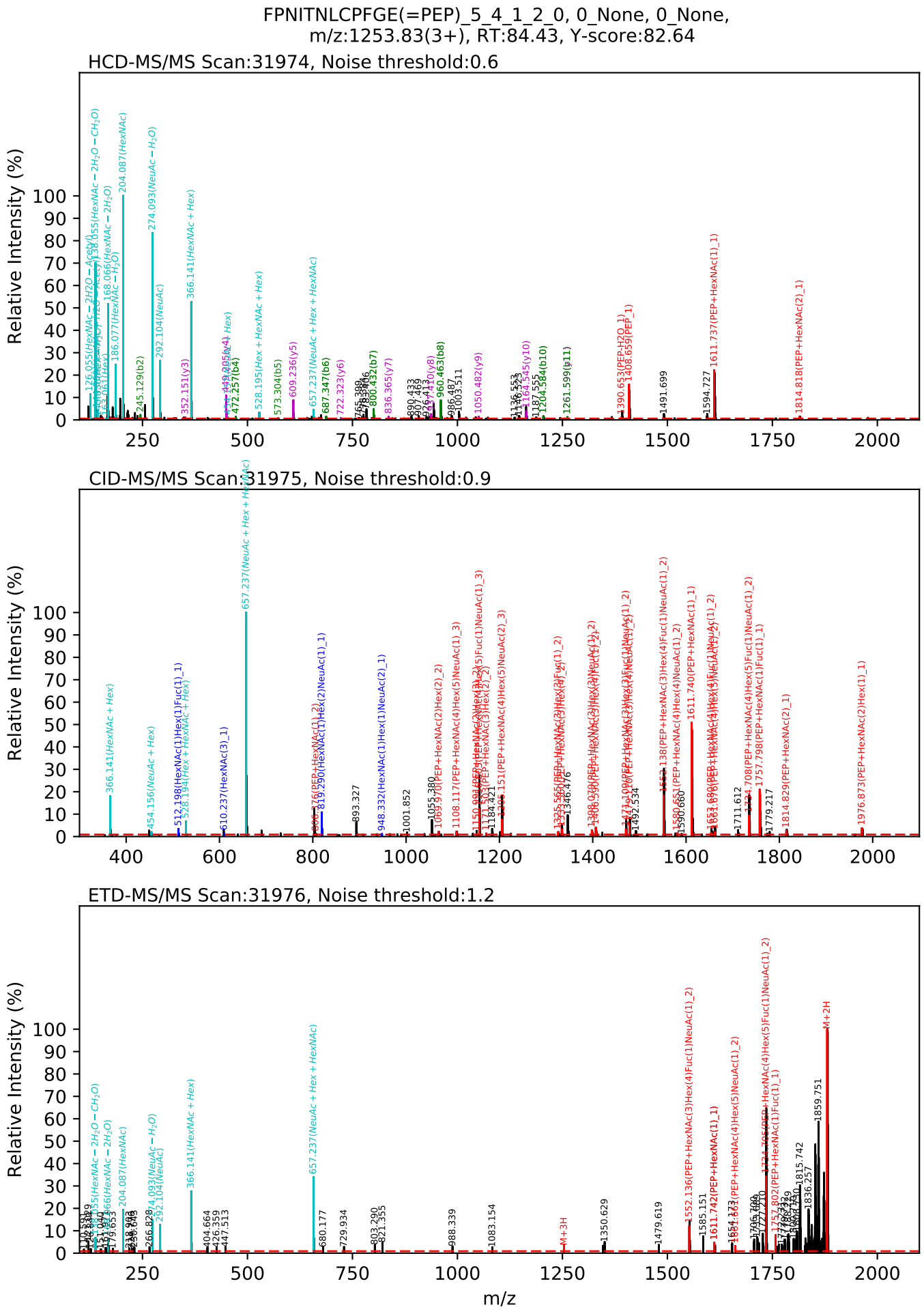
FPNITNLCPFGE(=PEP)_5_4_1_2_0, 0_None, 0_None,
m/z:1253.83(3+), RT:84.43, Y-score:82.64
HCD-MS/MS Scan:31974, Noise threshold:0.6
CID-MS/MS Scan:31975, Noise threshold:0.9
ETD-MS/MS Scan:31976, Noise threshold:1.2
Relative Intensity (%)
m/z

FPNITNLCPFGE(=PEP)_5_4_1_2_0, 0_None, 0_None,
m/z:1253.83(3+), RT:85.00, Y-score:79.72

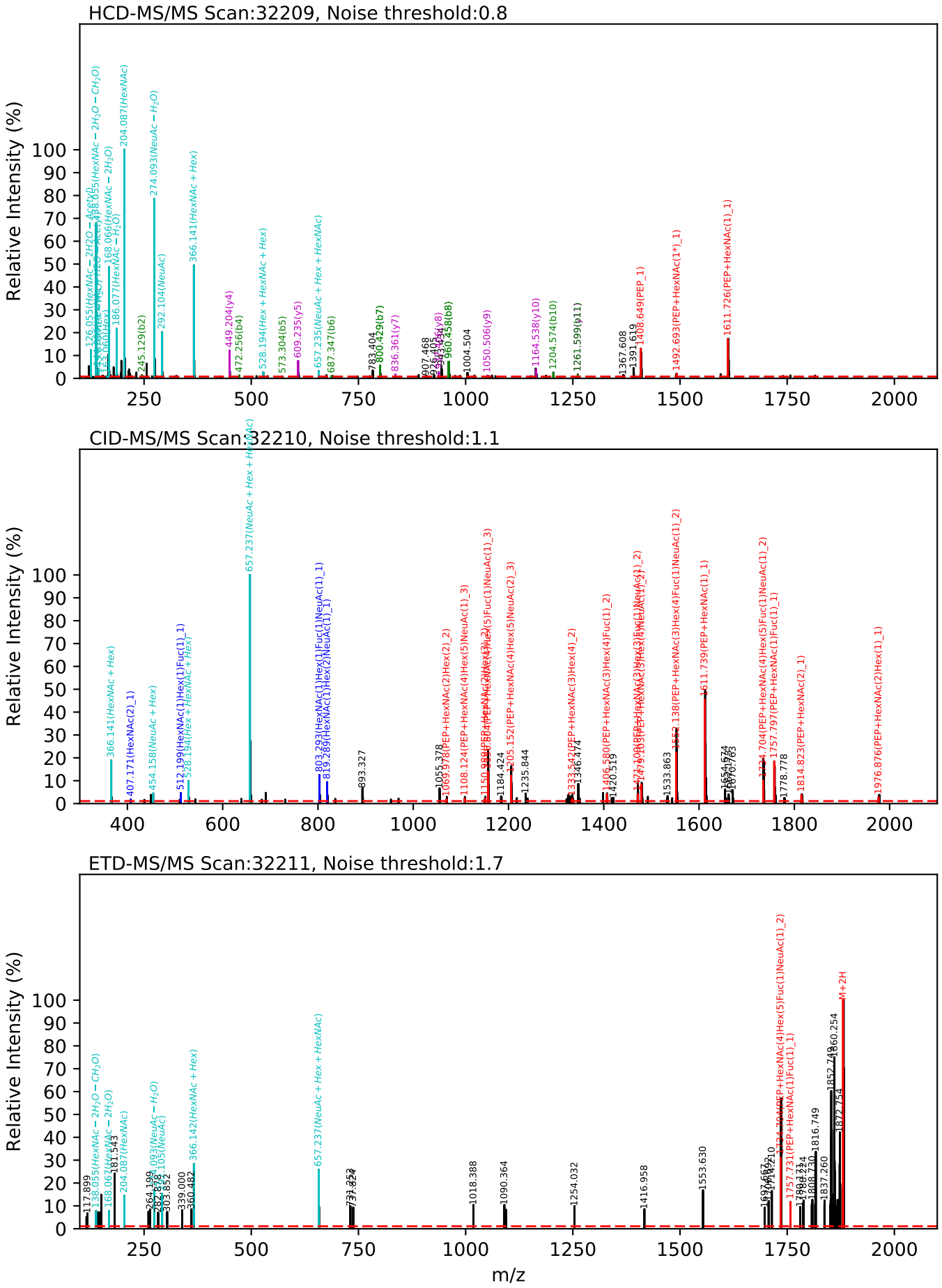

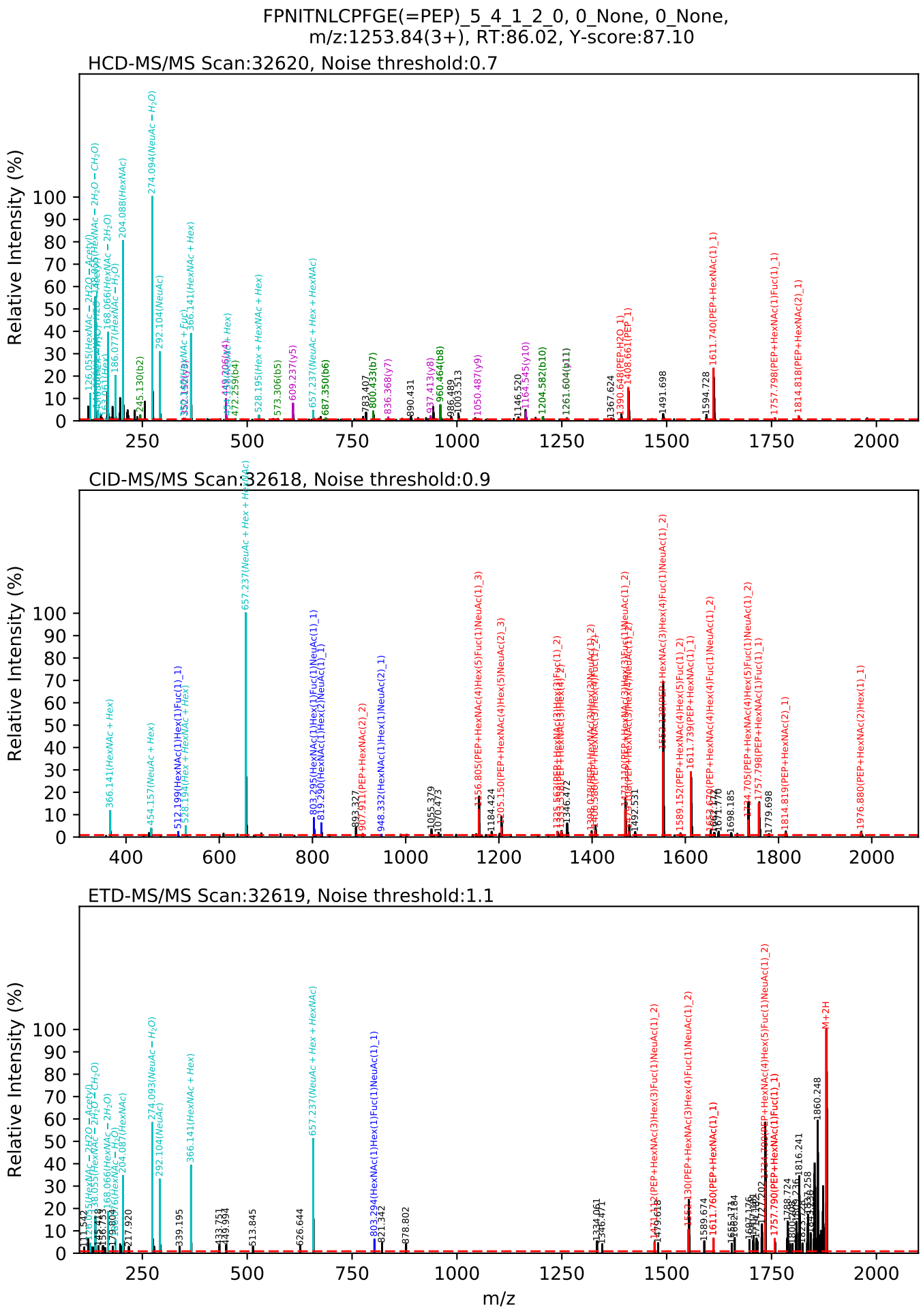
FPNITNLCPFGE(=PEP)_5_4_1_2_0, 0_None, 0_None,
m/z:1253.84(3+), RT:86.02, Y-score:87.10
HCD-MS/MS Scan:32620, Noise threshold:0.7
CID-MS/MS Scan:32618, Noise threshold:0.9
ETD-MS/MS Scan:32619, Noise threshold:1.1
Relative Intensity (%)
m/z

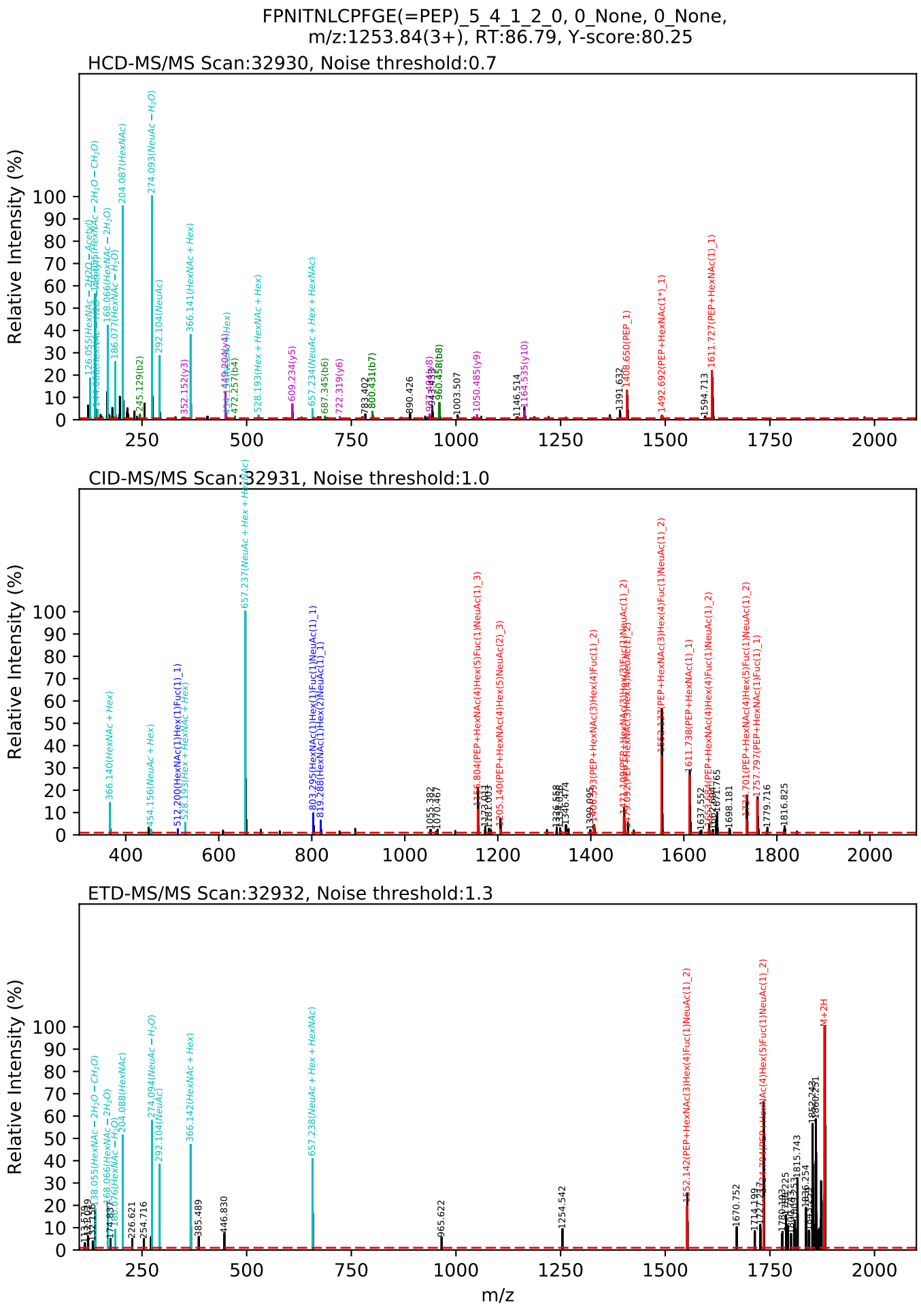
FPNITNLCPFGE(=PEP)_5_4_1_2_0, 0_None, 0_None,
m/z:1253.84(3+), RT:86.79, Y-score:80.25
HCD-MS/MS Scan:32930, Noise threshold:0.7
CID-MS/MS Scan:32931, Noise threshold:1.0
ETD-MS/MS Scan:32932, Noise threshold:1.3
Relative Intensity (%)
m/z

FPNITNLCPFGE(=PEP)_5_4_1_2_0, 0_None, 0_None,
m/z:940.63(4+), RT:86.32, Y-score:84.76

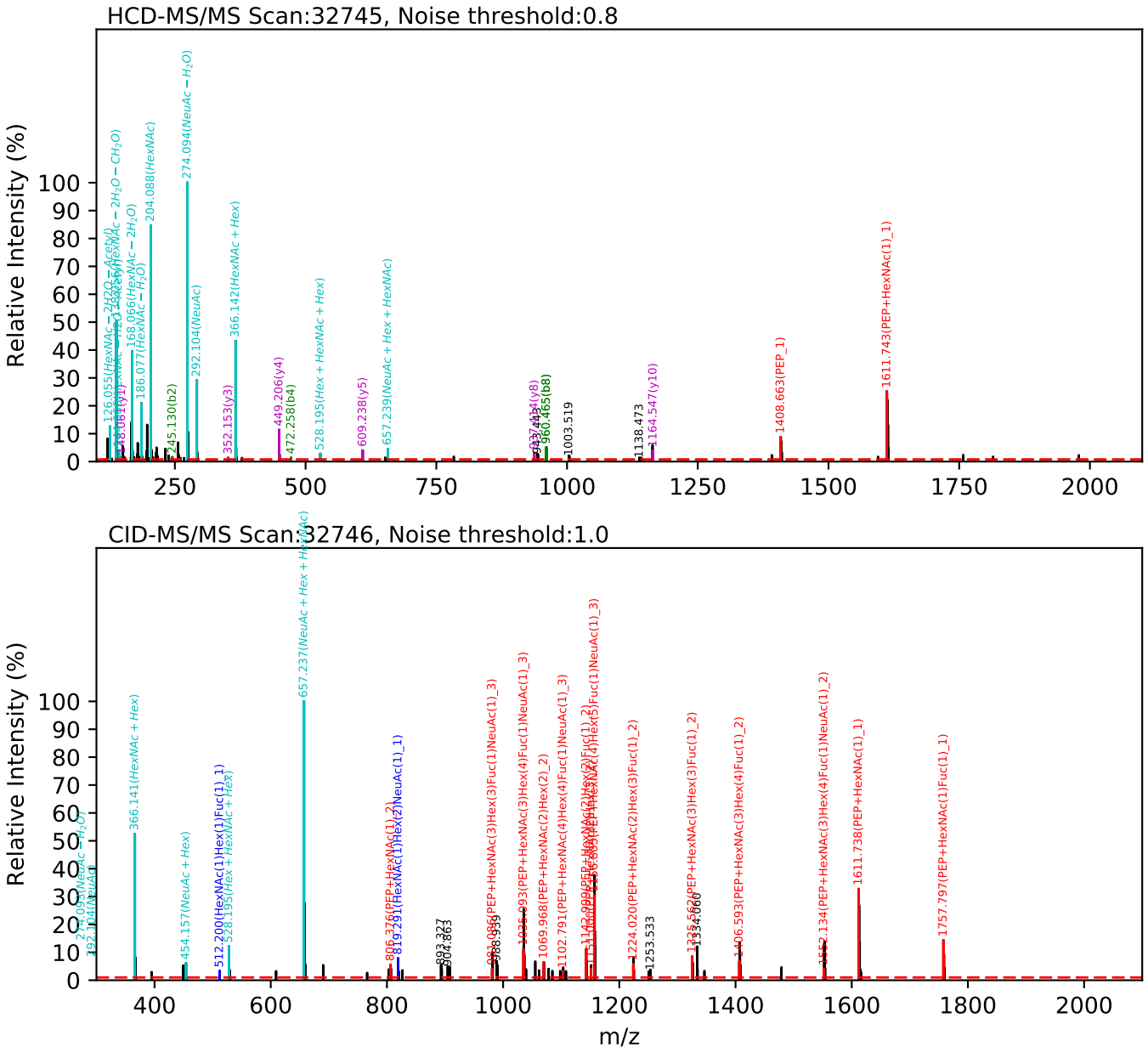

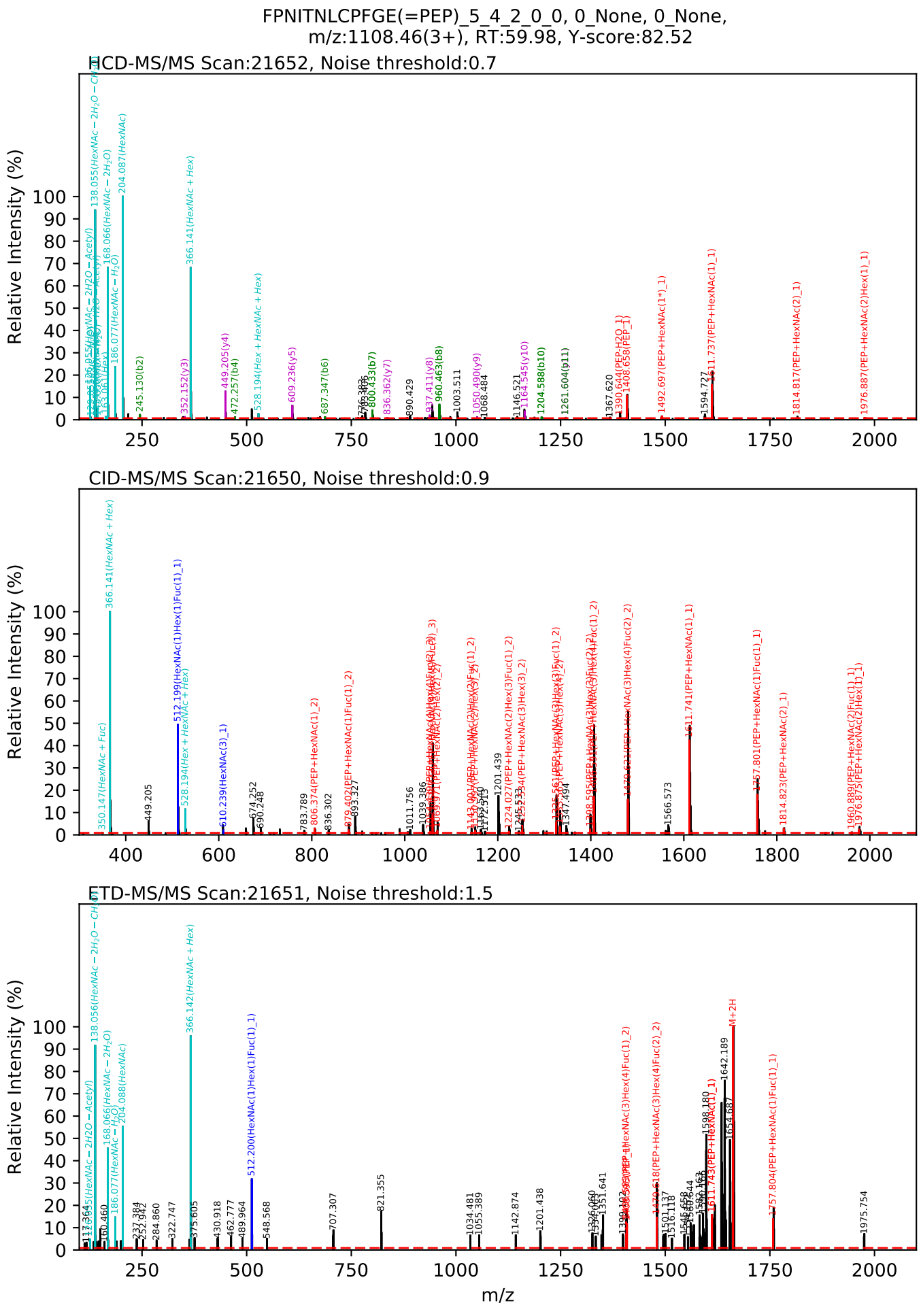
FPNITNLCPFGE(=PEP)_5_4_2_0_0, 0_None, 0_None,
m/z:1108.46(3+), RT:59.98, Y-score:82.52
HCD-MS/MS Scan:21652, Noise threshold:0.7
CID-MS/MS Scan:21650, Noise threshold:0.9
ETD-MS/MS Scan:21651, Noise threshold:1.5
Relative Intensity (%)
m/z

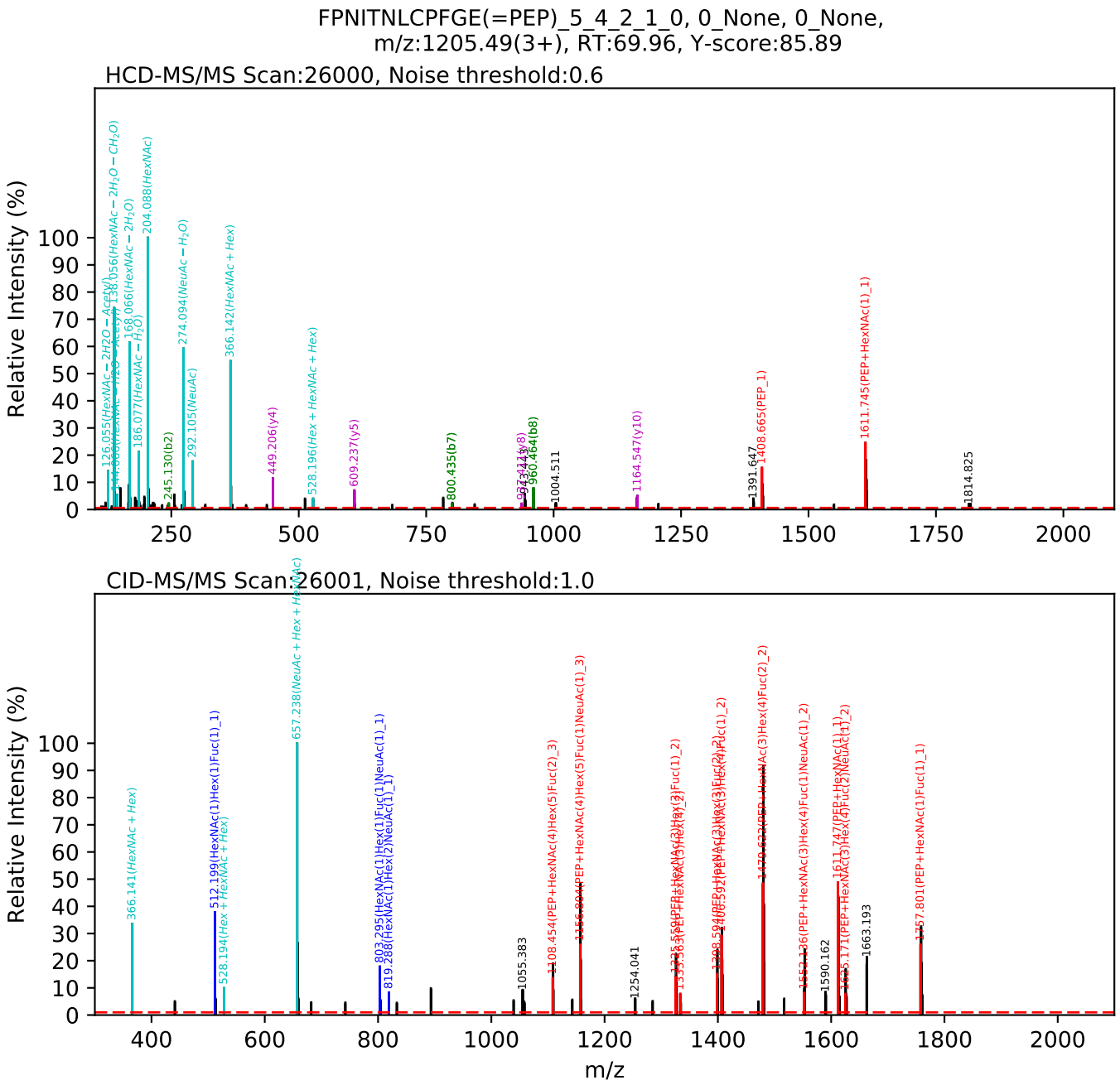
FPNITNLCPFGE(=PEP)_5_4_2_1_0, 0_None, 0_None,
m/z:1205.49(3+), RT:69.96, Y-score:85.89
HCD-MS/MS Scan:26000, Noise threshold:0.6
Relative Intensity (%)
126.055(HexNAc − 2H2O − Ace)
138.056(HexNAc − 2H2O − CH2O)
144.066(HexNAc − H2O − Ace)
168.066(HexNAc − 2H2O)
186.077(HexNAc − H2O)
204.088(HexNAc)
245.130(b2)
274.094(NeuAc − H2O)
292.105(NeuAc)
366.142(HexNAc + Hex)
449.206(y4)
528.196(Hex + HexNAc + Hex)
609.237(y5)
800.435(b7)
937.414(y8)
960.464(b8)
1004.511
1164.547(y10)
1391.647
1408.665(PEP_1)
1611.745(PEP+HexNAc(1)_1)
1814.825
CID-MS/MS Scan:26001, Noise threshold:1.0
Relative Intensity (%)
366.141(HexNAc + Hex)
512.199(HexNAc(1)Hex(1)Fuc(1)_1)
528.194(Hex + HexNAc + Hex)
657.238(NeuAc + Hex + HexNAc)
803.295(HexNAc(1)Hex(1)Fuc(1)NeuAc(1)_1)
819.288(HexNAc(1)Hex(2)NeuAc(1)_1)
1055.383
1108.454(PEP+HexNAc(4)Hex(5)Fuc(2)_3)
1156.804(PEP+HexNAc(4)Hex(5)Fuc(1)NeuAc(1)_3)
1254.041
1470.632(PEP+HexNAc(3)Hex(4)Fuc(2)_2)
1553.736(PEP+HexNAc(3)Hex(4)Fuc(1)NeuAc(1)_2)
1590.162
1663.193
1757.801(PEP+HexNAc(1)Fuc(1)_1)
m/z

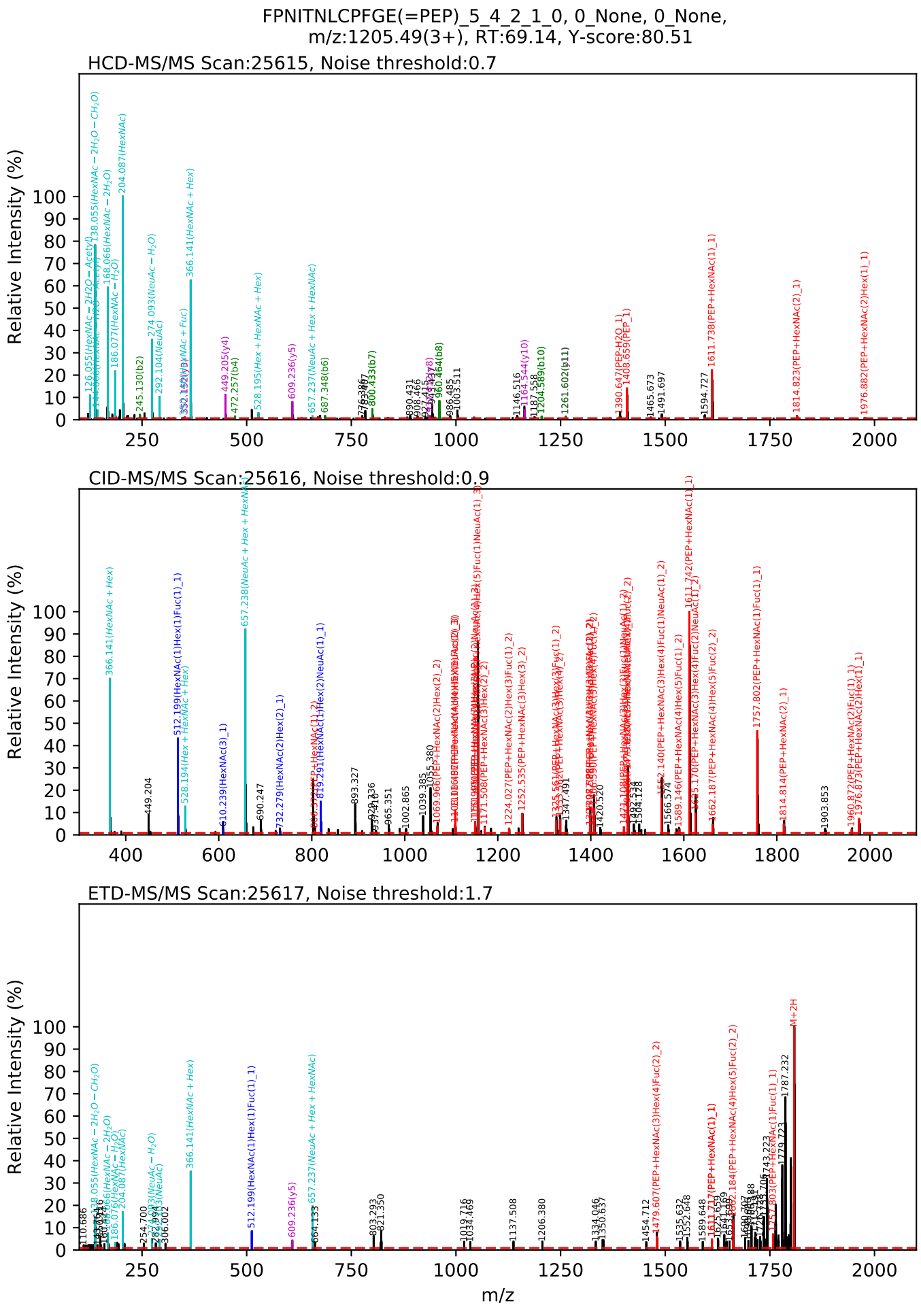
FPNITNLCPFGE(=PEP)_5_4_2_1_0, 0_None, 0_None,
m/z:1205.49(3+), RT:69.14, Y-score:80.51
HCD-MS/MS Scan:25615, Noise threshold:0.7
CID-MS/MS Scan:25616, Noise threshold:0.9
ETD-MS/MS Scan:25617, Noise threshold:1.7
Relative Intensity (%)
m/z

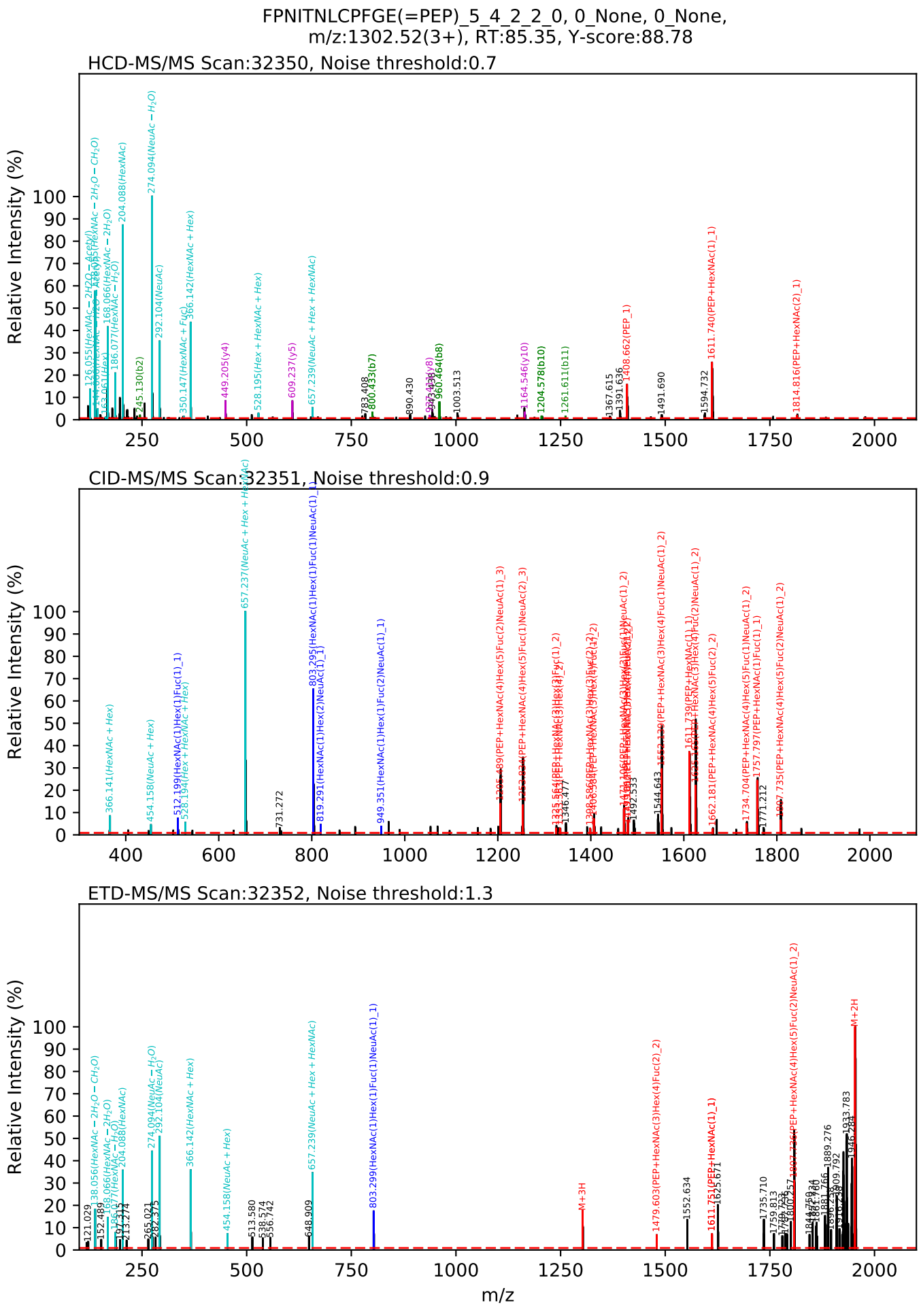
FPNITNLCPFGE(=PEP)_5_4_2_2_0, 0_None, 0_None,
m/z:1302.52(3+), RT:85.35, Y-score:88.78
HCD-MS/MS Scan:32350, Noise threshold:0.7
CID-MS/MS Scan:32351, Noise threshold:0.9
ETD-MS/MS Scan:32352, Noise threshold:1.3
Relative Intensity (%)
m/z

FPNITNLCPFGE(=PEP)_5_4_2_2_0, 0_None, 0_None,
m/z:1302.52(3+), RT:85.72, Y-score:76.24

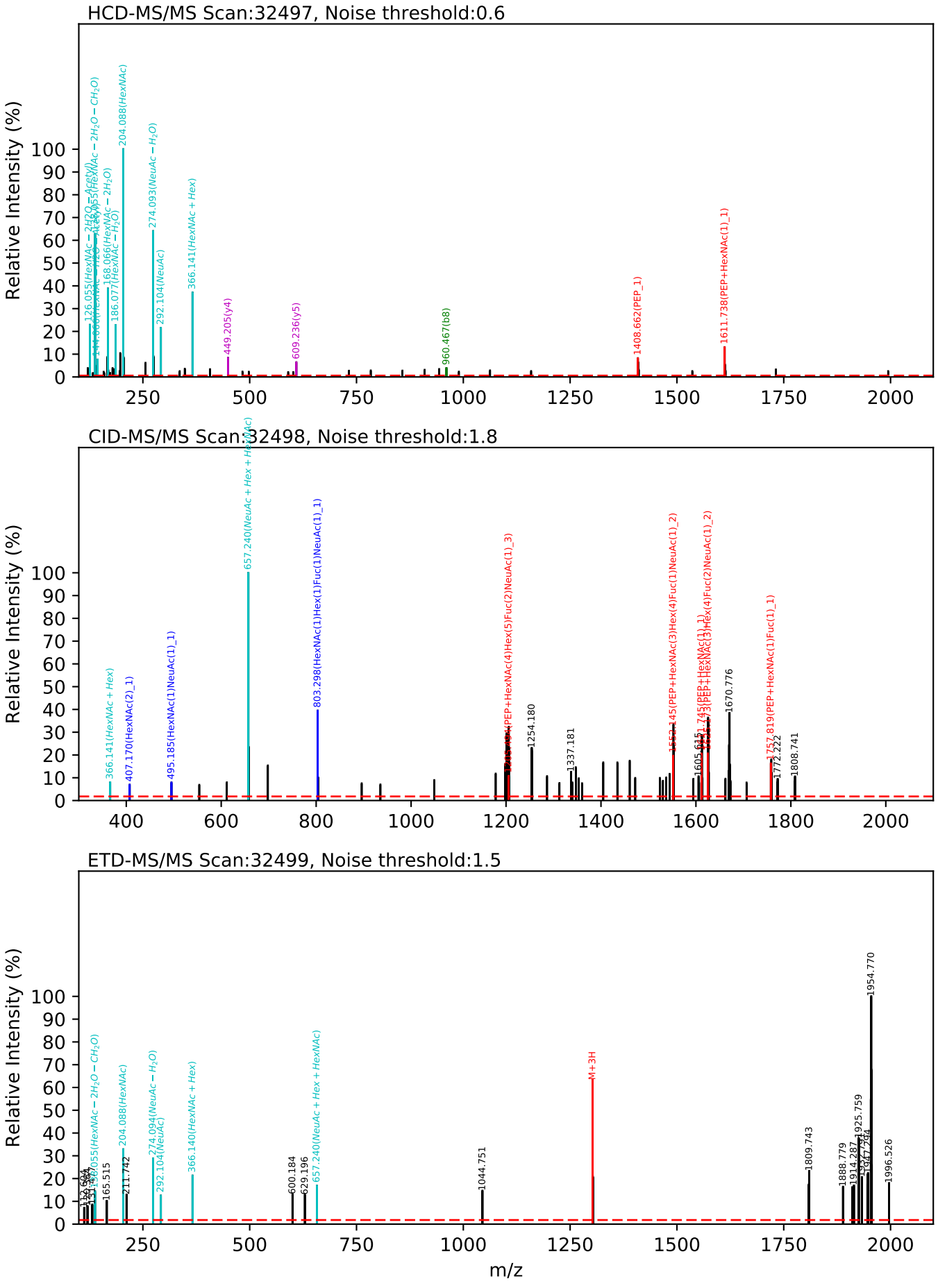

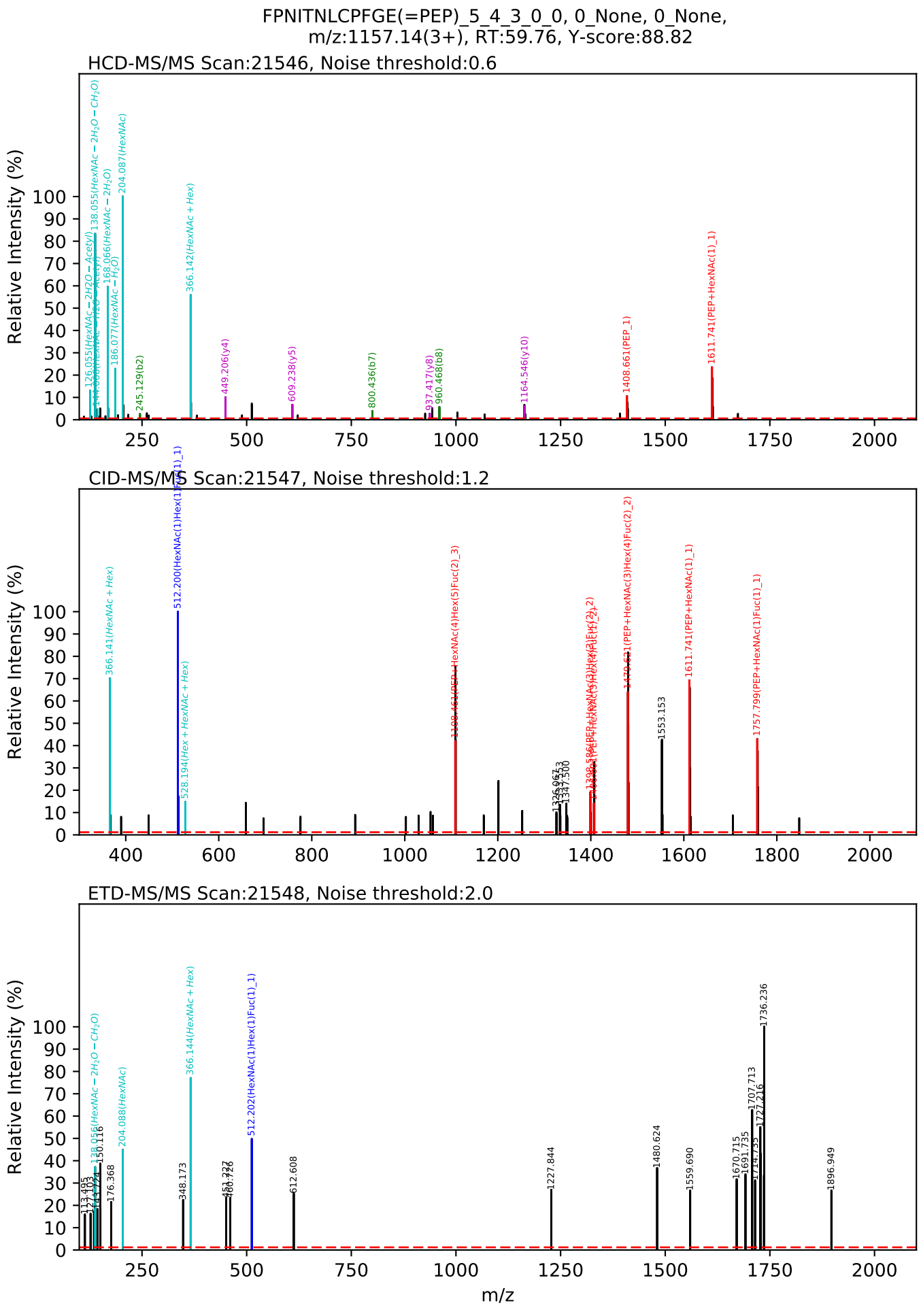
FPNITNLCPFGE(=PEP)_5_4_3_0_0, 0_None, 0_None,
m/z:1157.14(3+), RT:59.76, Y-score:88.82
HCD-MS/MS Scan:21546, Noise threshold:0.6
Relative Intensity (%)
126.055(HexNAc − 2H2O − Acetyl)
138.055(HexNAc − 2H2O − CH2O)
144.066(HexNAc − H2O − Acetyl)
168.066(HexNAc − 2H2O)
186.077(HexNAc − H2O)
204.087(HexNAc)
245.129(b2)
366.142(HexNAc + Hex)
449.206(y4)
609.238(y5)
800.436(b7)
937.417(y8)
960.468(b8)
1164.546(y10)
1408.661(PEP_1)
1611.741(PEP+HexNAc(1)_1)
CID-MS/MS Scan:21547, Noise threshold:1.2
Relative Intensity (%)
366.141(HexNAc + Hex)
512.200(HexNAc(1)Hex(1)Fuc(1)_1)
528.194(Hex + HexNAc + Hex)
1108.464(PEP+HexNAc(4)Hex(5)Fuc(2)_3)
1347.500
1470.631(PEP+HexNAc(3)Hex(4)Fuc(2)_2)
1553.153
1611.741(PEP+HexNAc(1)_1)
1757.799(PEP+HexNAc(1)Fuc(1)_1)
ETD-MS/MS Scan:21548, Noise threshold:2.0
Relative Intensity (%)
113.495
127.103
138.056(HexNAc − 2H2O − CH2O)
150.116
176.368
204.088(HexNAc)
348.173
366.144(HexNAc + Hex)
512.202(HexNAc(1)Hex(1)Fuc(1)_1)
612.608
1227.844
1480.624
1559.690
1670.715
1691.735
1707.713
1714.735
1727.216
1736.236
1896.949
m/z

FPNITNLCPFGE(=PEP)_5_4_3_1_0, 0_None, 0_None,
m/z:1254.17(3+), RT:68.99, Y-score:84.26

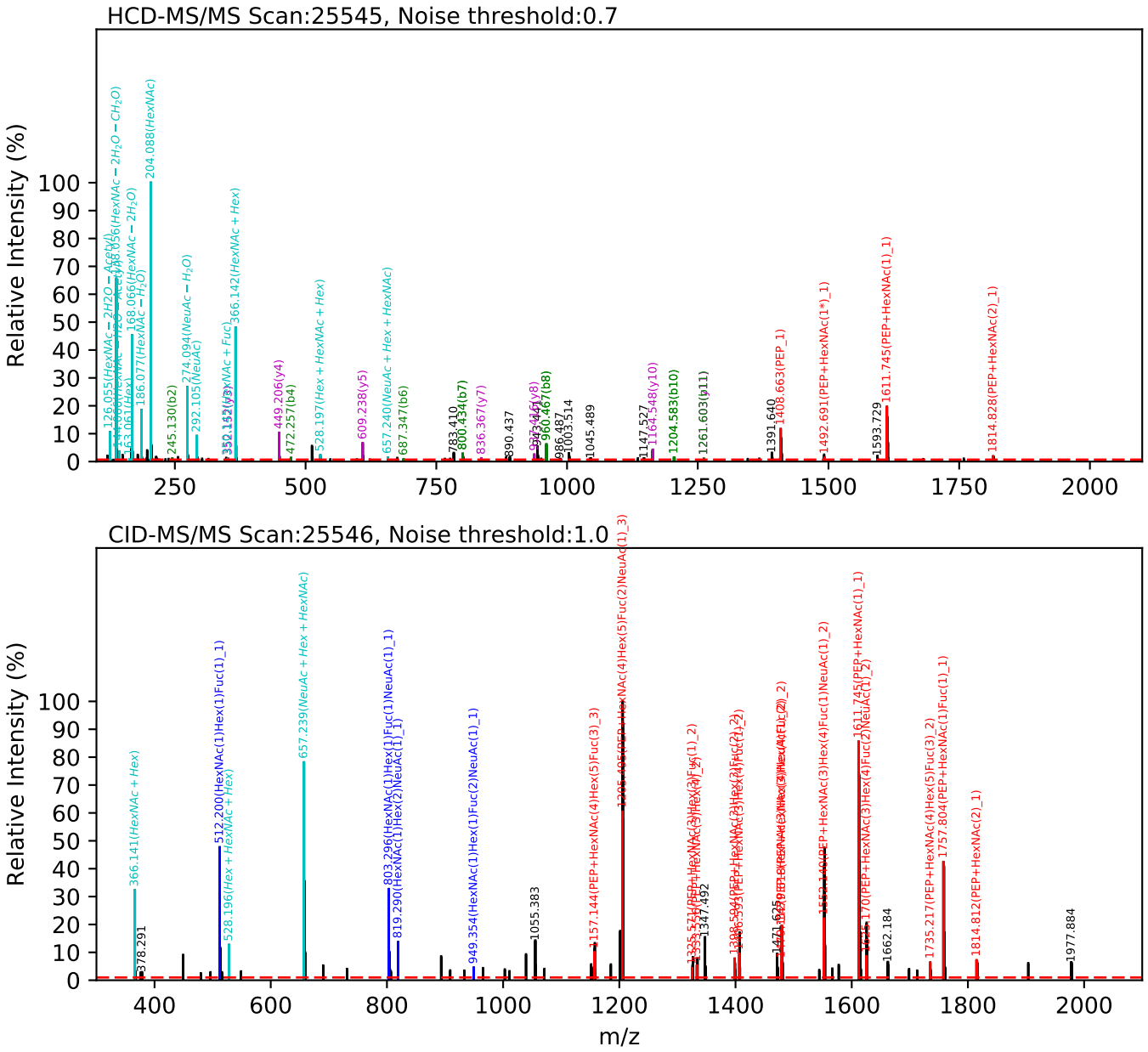

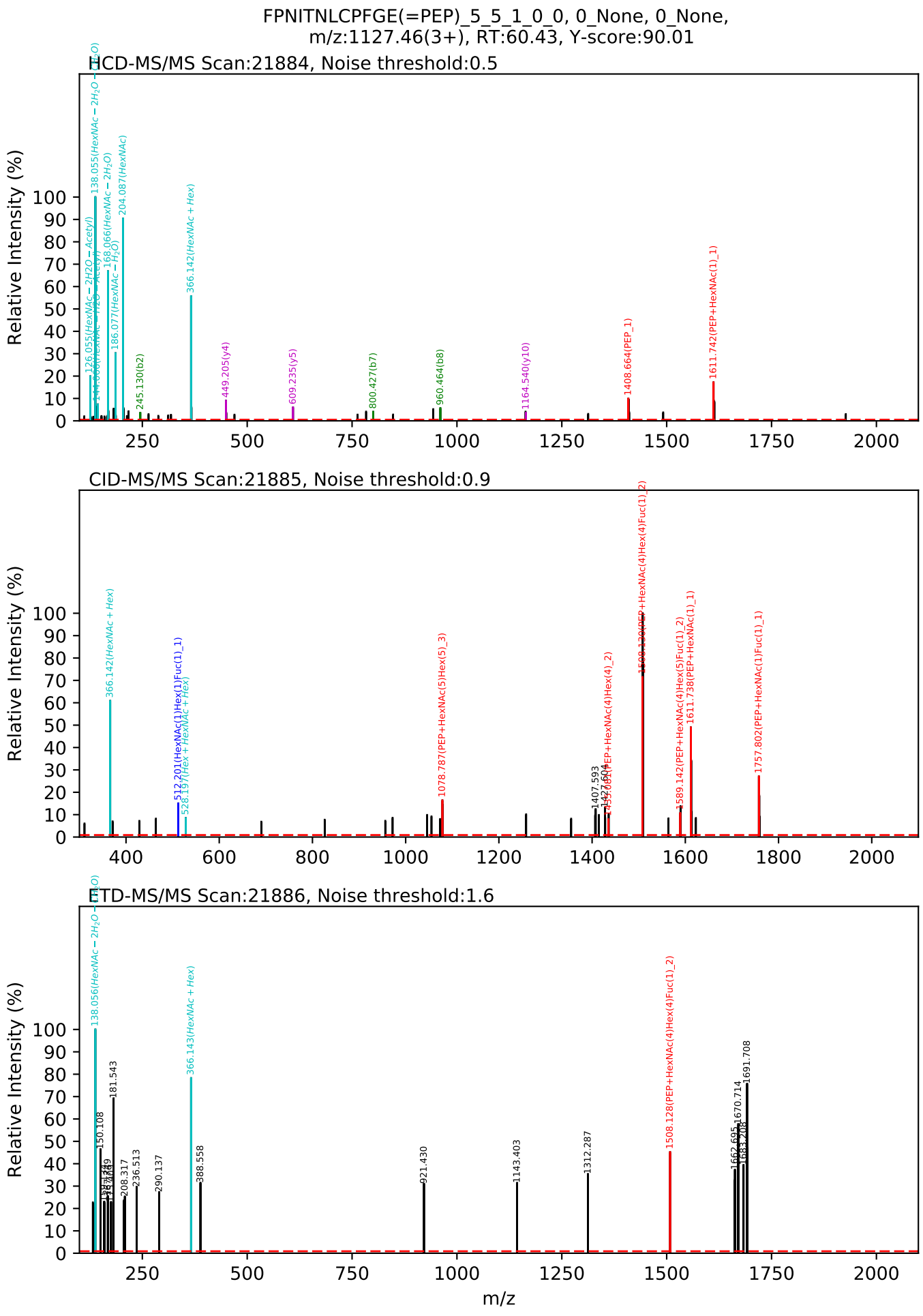
FPNITNLCPFGE(=PEP)_5_5_1_0_0, 0_None, 0_None,
m/z:1127.46(3+), RT:60.43, Y-score:90.01
HCD-MS/MS Scan:21884, Noise threshold:0.5
Relative Intensity (%)
138.055(HexNAc − 2H2O − Acetyl)
168.066(HexNAc − 2H2O)
204.087(HexNAc)
186.077(HexNAc − H2O)
366.142(HexNAc + Hex)
245.130(b2)
449.205(y4)
609.235(y5)
800.427(b7)
960.464(b8)
1164.540(y10)
1408.664(PEP_1)
1611.742(PEP+HexNAc(1)_1)
CID-MS/MS Scan:21885, Noise threshold:0.9
Relative Intensity (%)
366.142(HexNAc + Hex)
512.201(HexNAc(1)Hex(1)Fuc(1)_1)
528.197(Hex + HexNAc + Hex)
1078.787(PEP+HexNAc(5)Hex(5)_3)
1407.593
1589.142(PEP+HexNAc(4)Hex(5)Fuc(1)_2)
1611.738(PEP+HexNAc(1)_1)
1757.802(PEP+HexNAc(1)Fuc(1)_1)
ETD-MS/MS Scan:21886, Noise threshold:1.6
Relative Intensity (%)
138.056(HexNAc − 2H2O − Acetyl)
150.108
181.543
208.317
236.513
290.137
366.143(HexNAc + Hex)
388.558
921.430
1143.403
1312.287
1508.128(PEP+HexNAc(4)Hex(4)Fuc(1)_2)
1662.695
1670.714
1683.208
1691.708
m/z

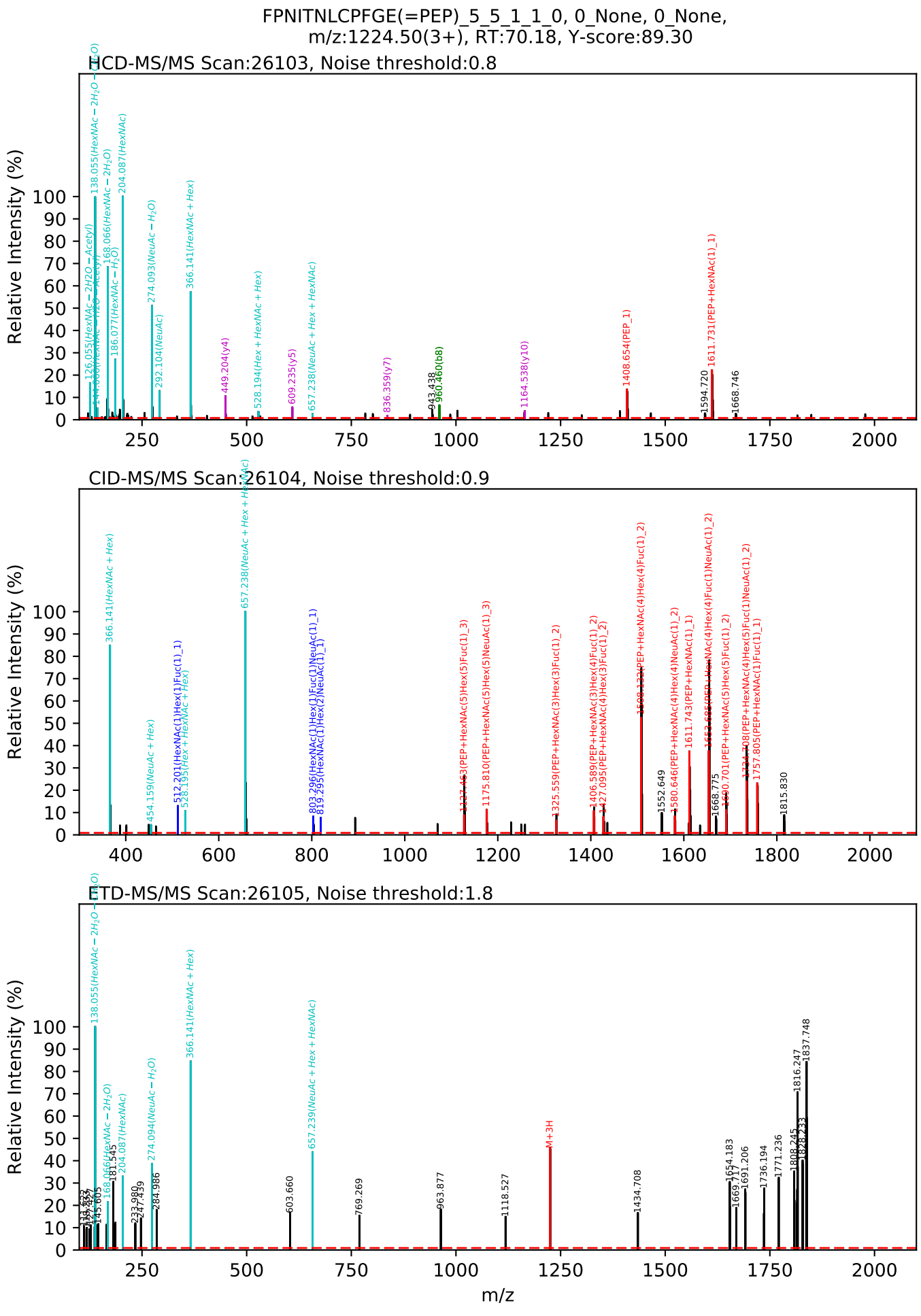
FPNITNLCPFGE(=PEP)_5_5_1_1_0, 0_None, 0_None,
m/z:1224.50(3+), RT:70.18, Y-score:89.30
HCD-MS/MS Scan:26103, Noise threshold:0.8
Relative Intensity (%)
126.055(HexNAc − 2H2O − Acetyl)
138.055(HexNAc − 2H2O − H2O)
168.066(HexNAc − 2H2O)
186.077(HexNAc − H2O)
204.087(HexNAc)
274.093(NeuAc − H2O)
292.104(NeuAc)
366.141(HexNAc + Hex)
449.204(y4)
528.194(Hex + HexNAc + Hex)
609.235(y5)
657.238(NeuAc + Hex + HexNAc)
836.359(y7)
943.438
960.460(b8)
1164.538(y10)
1408.654(PEP_1)
1594.720
1611.731(PEP+HexNAc(1)_1)
1668.746
CID-MS/MS Scan:26104, Noise threshold:0.9
Relative Intensity (%)
366.141(HexNAc + Hex)
454.159(NeuAc + Hex)
512.201(HexNAc(1)Hex(1)Fuc(1)_1)
528.195(Hex + HexNAc + Hex)
657.238(NeuAc + Hex + HexNAc)
803.296(HexNAc(1)Hex(1)Fuc(1)NeuAc(1)_1)
819.295(HexNAc(1)Hex(2)NeuAc(1)_1)
1175.810(PEP+HexNAc(5)Hex(5)NeuAc(1)_3)
1325.559(PEP+HexNAc(3)Hex(3)Fuc(1)_2)
1406.589(PEP+HexNAc(3)Hex(4)Fuc(1)_2)
1427.095(PEP+HexNAc(4)Hex(3)Fuc(1)_2)
1552.649
1580.646(PEP+HexNAc(4)Hex(4)NeuAc(1)_2)
1611.743(PEP+HexNAc(1)_1)
1668.775
1690.701(PEP+HexNAc(5)Hex(5)Fuc(1)_2)
1757.805(PEP+HexNAc(1)Fuc(1)_1)
1815.830
ETD-MS/MS Scan:26105, Noise threshold:1.8
Relative Intensity (%)
138.055(HexNAc − 2H2O − H2O)
168.066(HexNAc − 2H2O)
204.087(HexNAc)
274.094(NeuAc − H2O)
366.141(HexNAc + Hex)
657.239(NeuAc + Hex + HexNAc)
603.660
769.269
963.877
1118.527
M+3H
1434.708
1654.183
1669.717
1691.206
1736.194
1771.236
1808.245
1816.247
1828.232
1837.748
m/z

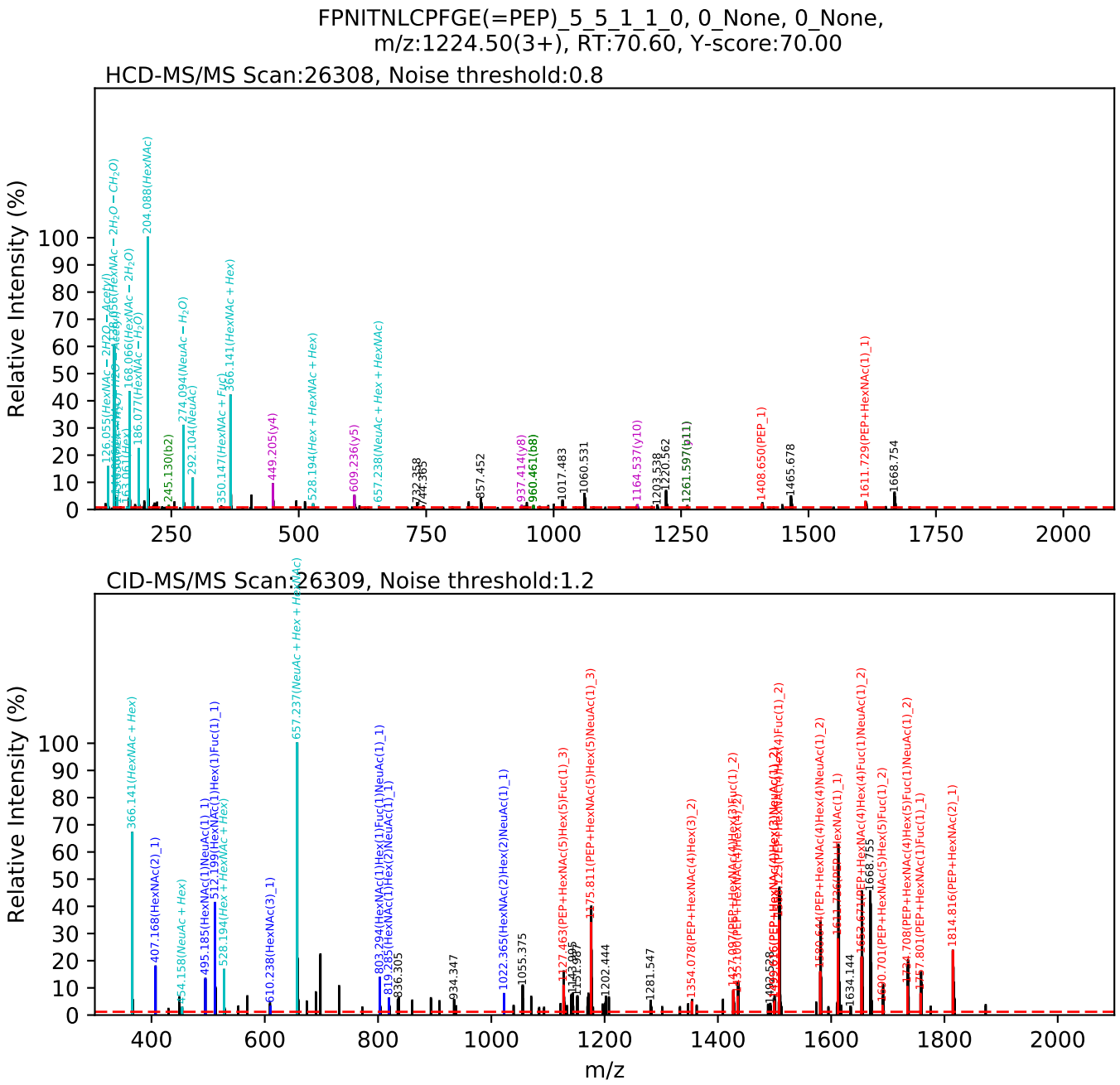
FPNITNLCPFGE(=PEP)_5_5_1_1_0, 0_None, 0_None,
m/z:1224.50(3+), RT:70.60, Y-score:70.00
HCD-MS/MS Scan:26308, Noise threshold:0.8
Relative Intensity (%)
204.088(HexNAc)
186.077(HexNAc − 2H2O)
274.094(NeuAc − H2O)
292.104(NeuAc)
245.130(b2)
350.147(HexNAc + Fuc)
366.141(HexNAc + Hex)
449.205(y4)
528.194(Hex + HexNAc + Hex)
609.236(y5)
657.238(NeuAc + Hex + HexNAc)
857.452
937.414(y8)
960.461(b8)
1017.483
1060.531
1164.537(y10)
1261.597(b11)
1408.650(PEP_1)
1465.678
1611.729(PEP+HexNAc(1)_1)
1668.754
CID-MS/MS Scan:26309, Noise threshold:1.2
Relative Intensity (%)
366.141(HexNAc + Hex)
407.168(HexNAc(2)_1)
495.185(HexNAc(1)NeuAc(1)_1)
512.199(HexNAc(1)Hex(1)Fuc(1)_1)
528.194(Hex + HexNAc + Hex)
610.238(HexNAc(3)_1)
657.237(NeuAc + Hex + HexNAc)
803.294(HexNAc(1)Hex(1)Fuc(1)NeuAc(1)_1)
819.285(HexNAc(1)Hex(2)NeuAc(1)_1)
1022.365(HexNAc(2)Hex(2)NeuAc(1)_1)
1175.811(PEP+HexNAc(5)Hex(5)NeuAc(1)_3)
1354.078(PEP+HexNAc(4)Hex(3)_2)
m/z

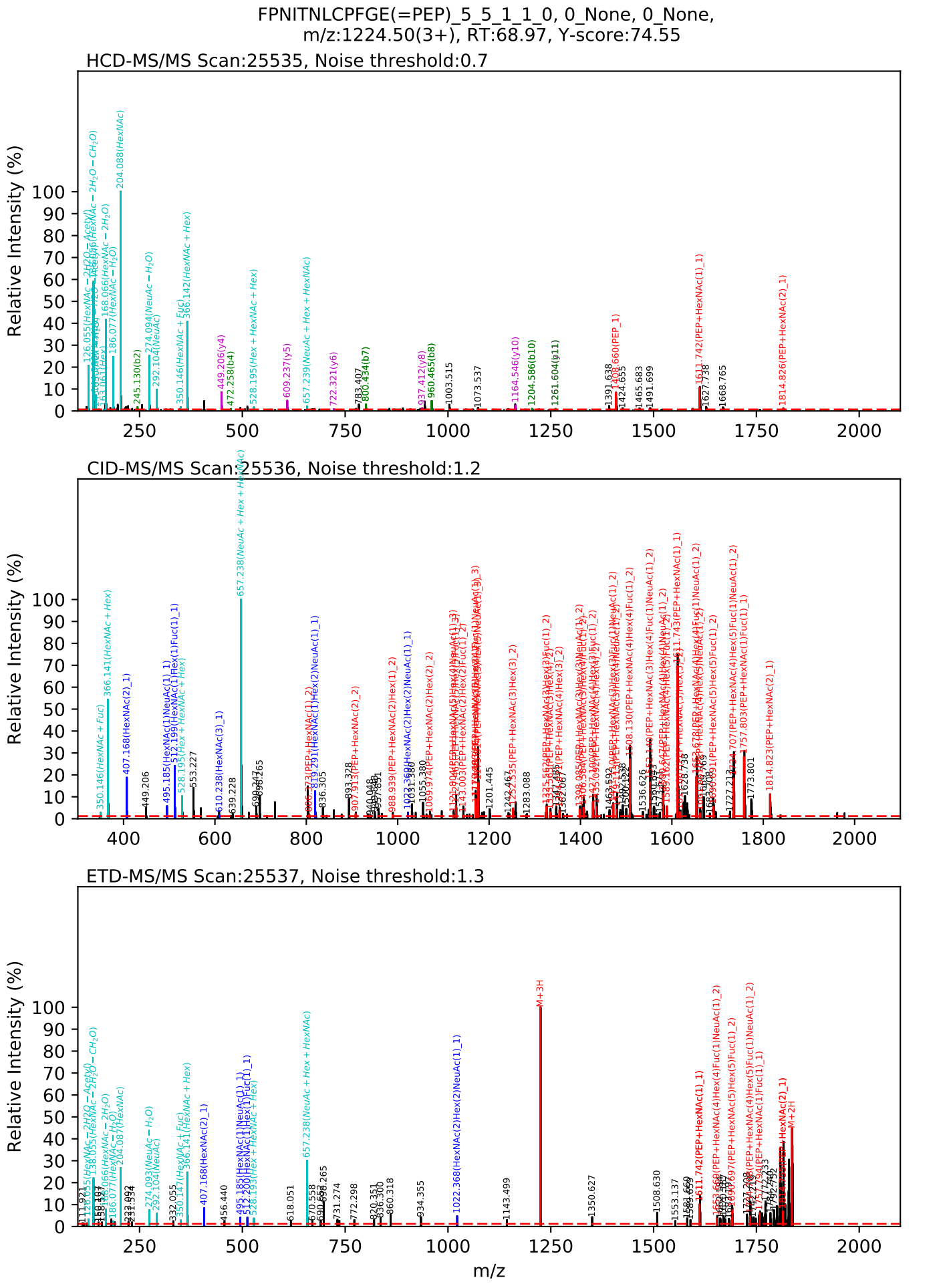
FPNITNLCPFGE(=PEP)_5_5_1_1_0, 0_None, 0_None,
m/z:1224.50(3+), RT:68.97, Y-score:74.55
HCD-MS/MS Scan:25535, Noise threshold:0.7
CID-MS/MS Scan:25536, Noise threshold:1.2
ETD-MS/MS Scan:25537, Noise threshold:1.3
Relative Intensity (%)
m/z

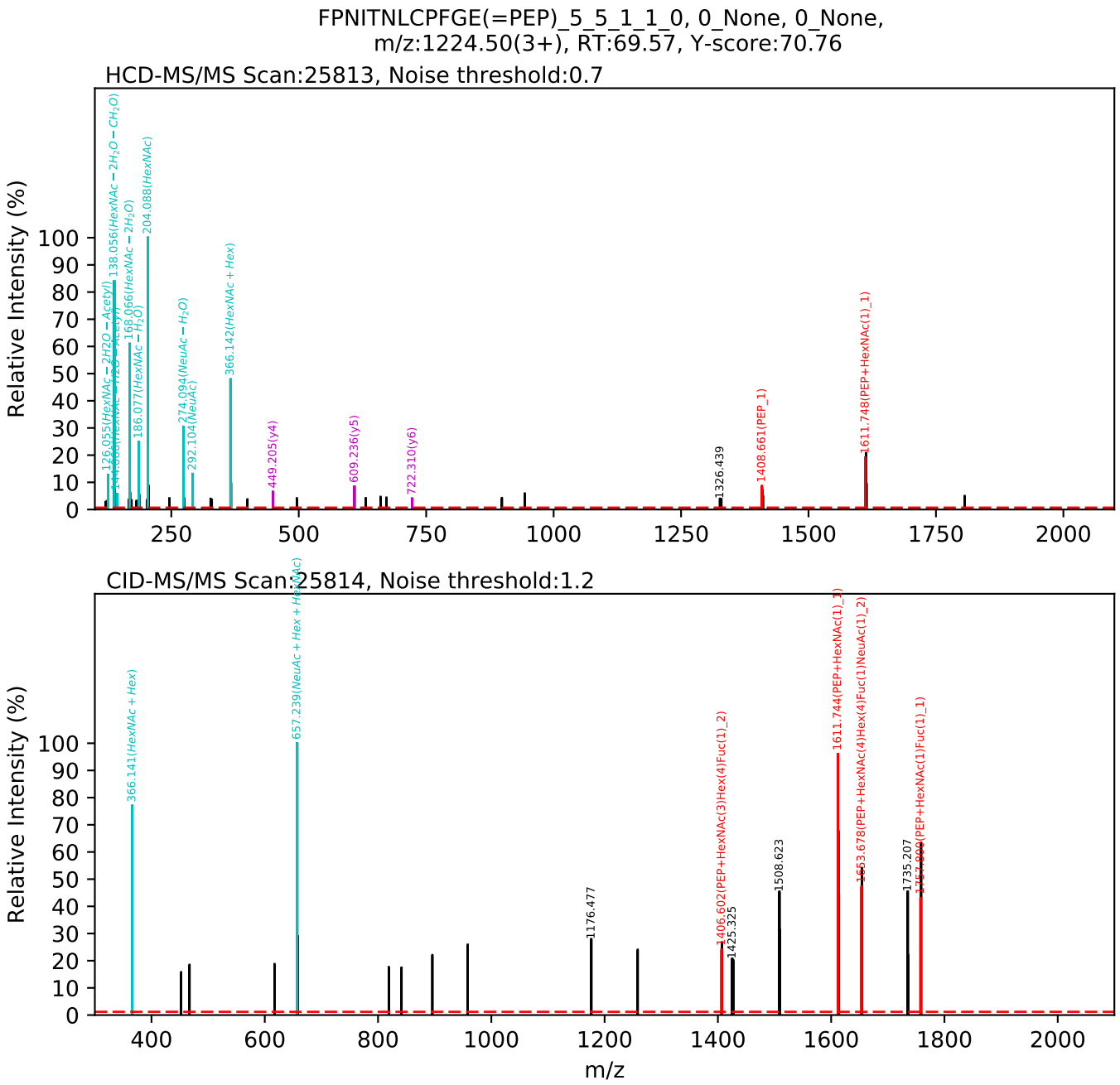
FPNITNLCPFGE(=PEP)_5_5_1_1_0, 0_None, 0_None,
m/z:1224.50(3+), RT:69.57, Y-score:70.76
HCD-MS/MS Scan:25813, Noise threshold:0.7
Relative Intensity (%)
126.055(HexNAc − 2H2O − Acetyl)
138.056(HexNAc − 2H2O − CH2O)
168.066(HexNAc − 2H2O)
186.077(HexNAc − H2O)
204.088(HexNAc)
274.094(NeuAc − H2O)
292.104(NeuAc)
366.142(HexNAc + Hex)
449.205(y4)
609.236(y5)
722.310(y6)
1326.439
1408.661(PEP_1)
1611.748(PEP+HexNAc(1)_1)
CID-MS/MS Scan:25814, Noise threshold:1.2
Relative Intensity (%)
366.141(HexNAc + Hex)
657.239(NeuAc + Hex + HexNAc)
1176.477
1406.602(PEP+HexNAc(3)Hex(4)Fuc(1)_2)
1425.325
1508.623
1611.744(PEP+HexNAc(1)_1)
1653.678(PEP+HexNAc(4)Hex(4)Fuc(1)NeuAc(1)_2)
1735.207
1757.804(PEP+HexNAc(1)Fuc(1)_1)
m/z

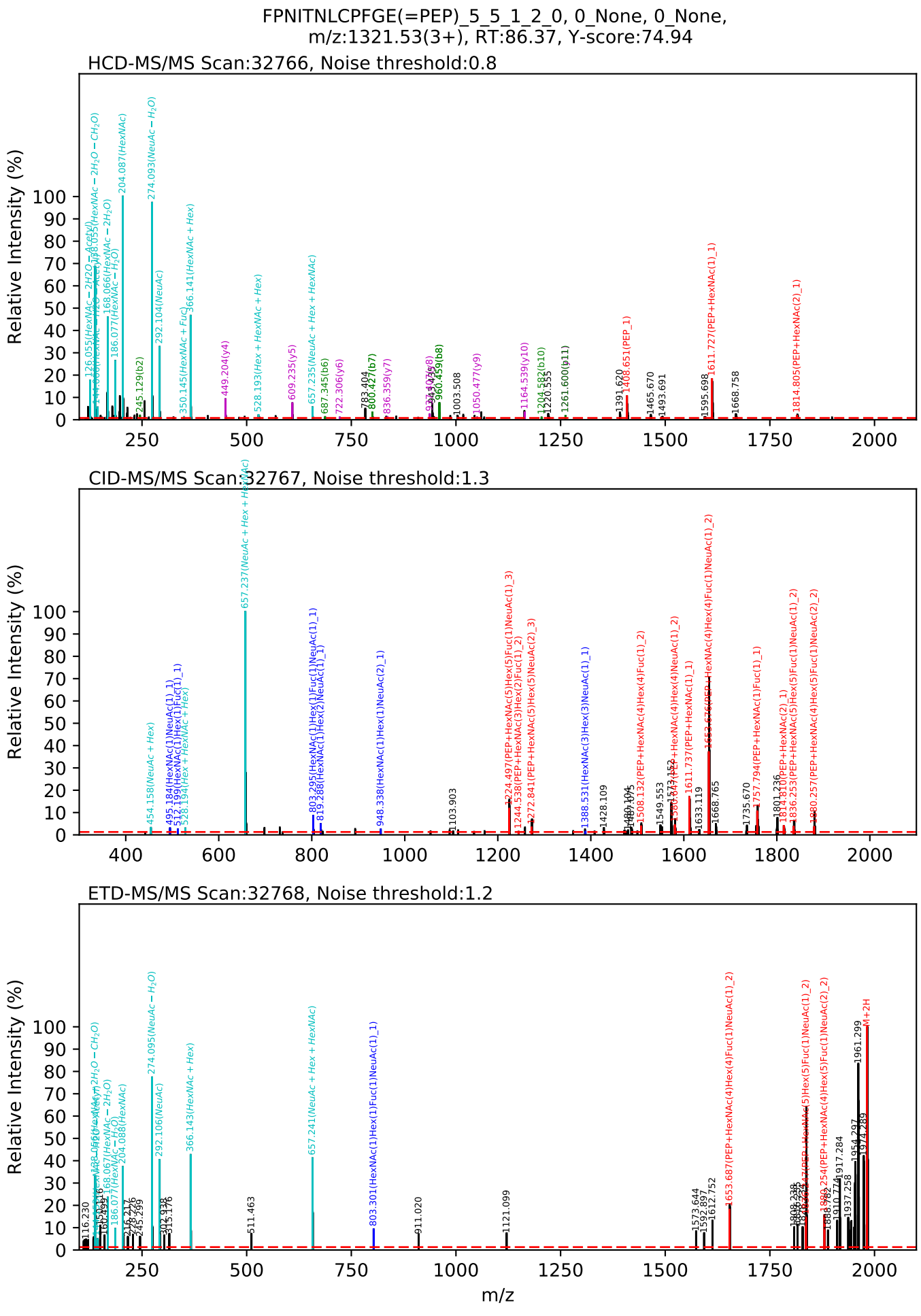
FPNITNLCPFGE(=PEP)_5_5_1_2_0, 0_None, 0_None,
m/z:1321.53(3+), RT:86.37, Y-score:74.94
HCD-MS/MS Scan:32766, Noise threshold:0.8
CID-MS/MS Scan:32767, Noise threshold:1.3
ETD-MS/MS Scan:32768, Noise threshold:1.2
Relative Intensity (%)
m/z

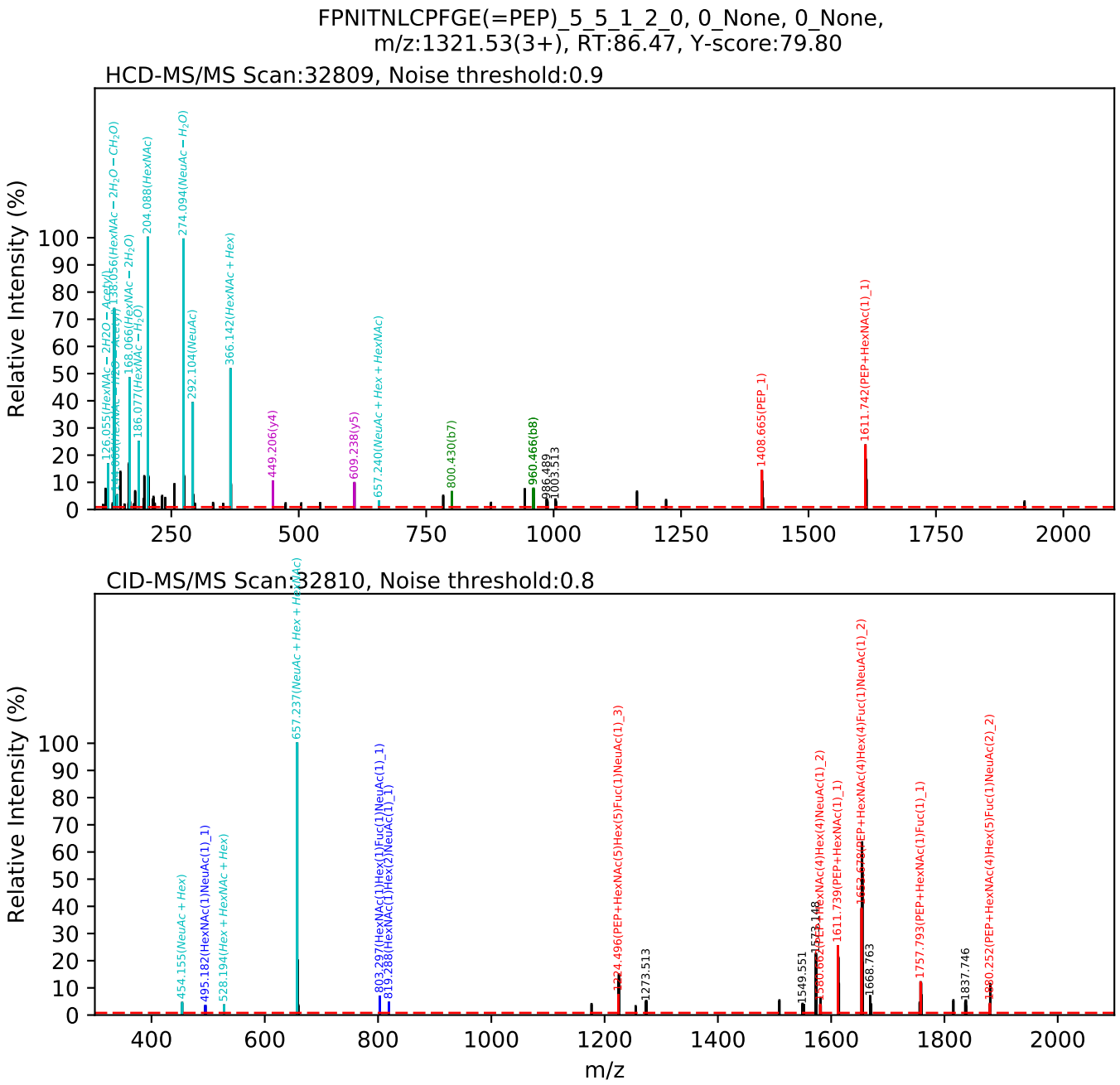
FPNITNLCPFGE(=PEP)_5_5_1_2_0, 0_None, 0_None,
m/z:1321.53(3+), RT:86.47, Y-score:79.80
HCD-MS/MS Scan:32809, Noise threshold:0.9
Relative Intensity (%)
126.055(HexNAc − 2H2O − Ac)
138.056(HexNAc − 2H2O − CH2O)
168.066(HexNAc − 2H2O)
186.077(HexNAc − H2O)
204.088(HexNAc)
274.094(NeuAc − H2O)
292.104(NeuAc)
366.142(HexNAc + Hex)
449.206(y4)
609.238(y5)
657.240(NeuAc + Hex + HexNAc)
800.430(b7)
960.466(b8)
986.489
1003.513
1408.665(PEP_1)
1611.742(PEP+HexNAc(1)_1)
CID-MS/MS Scan:32810, Noise threshold:0.8
Relative Intensity (%)
454.155(NeuAc + Hex)
495.182(HexNAc(1)NeuAc(1)_1)
528.194(Hex + HexNAc + Hex)
657.237(NeuAc + Hex + HexNAc)
803.297(HexNAc(1)Hex(1)Fuc(1)NeuAc(1)_1)
819.288(HexNAc(1)Hex(2)NeuAc(1)_1)
1224.496(PEP+HexNAc(5)Hex(5)Fuc(1)NeuAc(1)_3)
1273.513
1549.551
1611.739(PEP+HexNAc(1)_1)
1668.763
1757.793(PEP+HexNAc(1)Fuc(1)_1)
1837.746
1880.252(PEP+HexNAc(4)Hex(5)Fuc(1)NeuAc(2)_2)
m/z

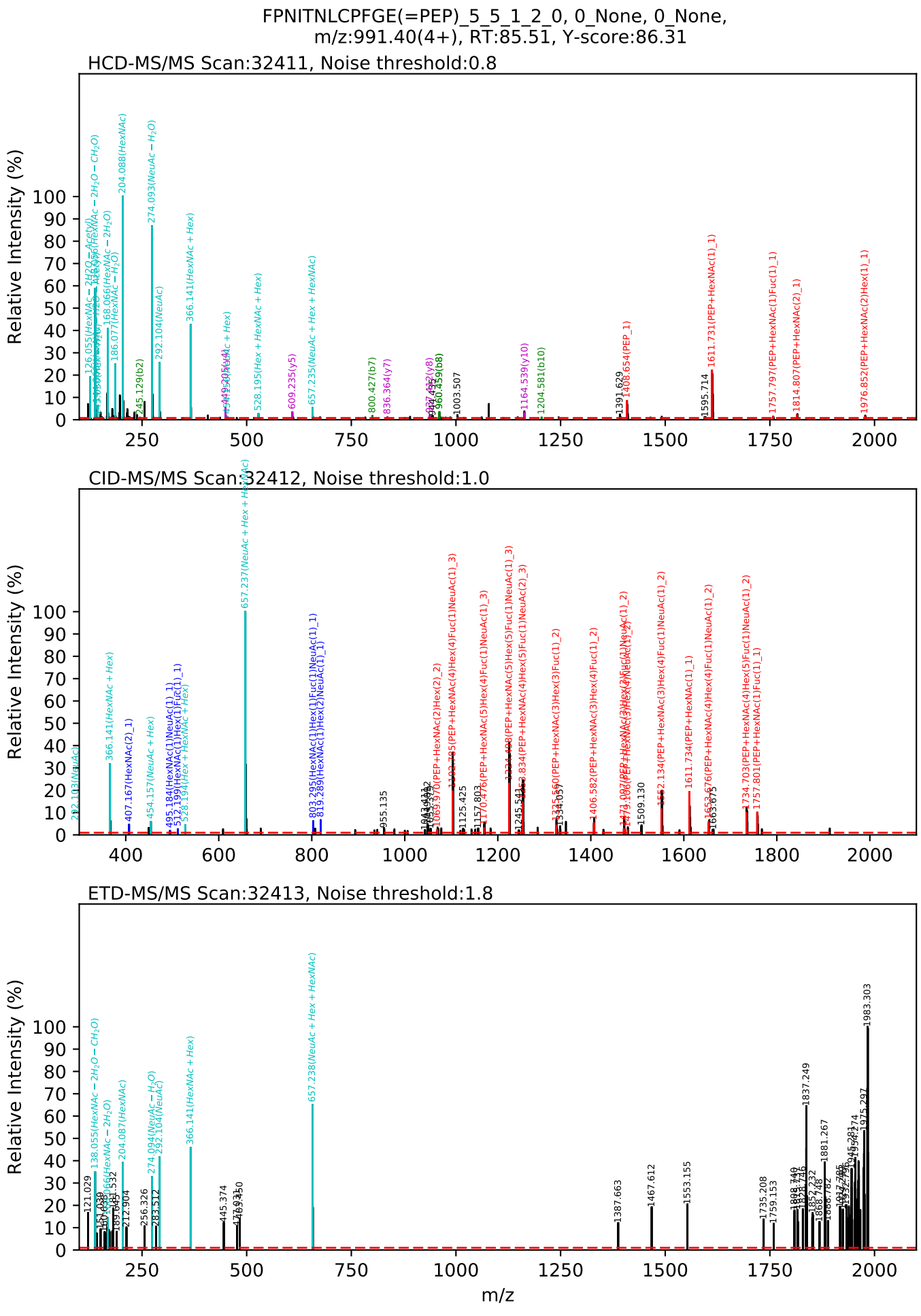
FPNITNLCPFGE(=PEP)_5_5_1_2_0, 0_None, 0_None,
m/z:991.40(4+), RT:85.51, Y-score:86.31
HCD-MS/MS Scan:32411, Noise threshold:0.8
Relative Intensity (%)
204.088(HexNAc)
274.093(NeuAc − H2O)
366.141(HexNAc + Hex)
292.104(NeuAc)
245.129(b2)
528.195(Hex + HexNAc + Hex)
609.235(y5)
657.235(NeuAc + Hex + HexNAc)
800.427(b7)
836.364(y7)
1003.507
1164.539(y10)
1204.581(b10)
1391.629
1408.654(PEP_1)
1595.714
1611.731(PEP+HexNAc(1)_1)
1757.797(PEP+HexNAc(1)Fuc(1)_1)
1814.807(PEP+HexNAc(2)_1)
1976.852(PEP+HexNAc(2)Hex(1)_1)
CID-MS/MS Scan:32412, Noise threshold:1.0
Relative Intensity (%)
657.237(NeuAc + Hex + HexNAc)
366.141(HexNAc + Hex)
407.167(HexNAc(2)_1)
454.157(NeuAc + Hex)
803.295(HexNAc(1)Hex(1)Fuc(1)NeuAc(1)_1)
819.289(HexNAc(1)Hex(2)NeuAc(1)_1)
955.135
1125.425
1157.803
1245.541
1334.059
1406.582(PEP+HexNAc(3)Hex(4)Fuc(1)_2)
1509.130
1611.734(PEP+HexNAc(3)Hex(4)Fuc(1)NeuAc(1)_2)
1734.703(PEP+HexNAc(4)Hex(5)Fuc(1)NeuAc(1)_2)
1757.801(PEP+HexNAc(1)Fuc(1)_1)
ETD-MS/MS Scan:32413, Noise threshold:1.8
Relative Intensity (%)
657.238(NeuAc + Hex + HexNAc)
366.141(HexNAc + Hex)
204.087(HexNAc)
292.104(NeuAc)
274.094(NeuAc − H2O)
256.326
283.512
212.904
445.374
1387.663
1467.612
1553.155
1735.208
1759.153
1837.249
1881.267
1983.303
m/z

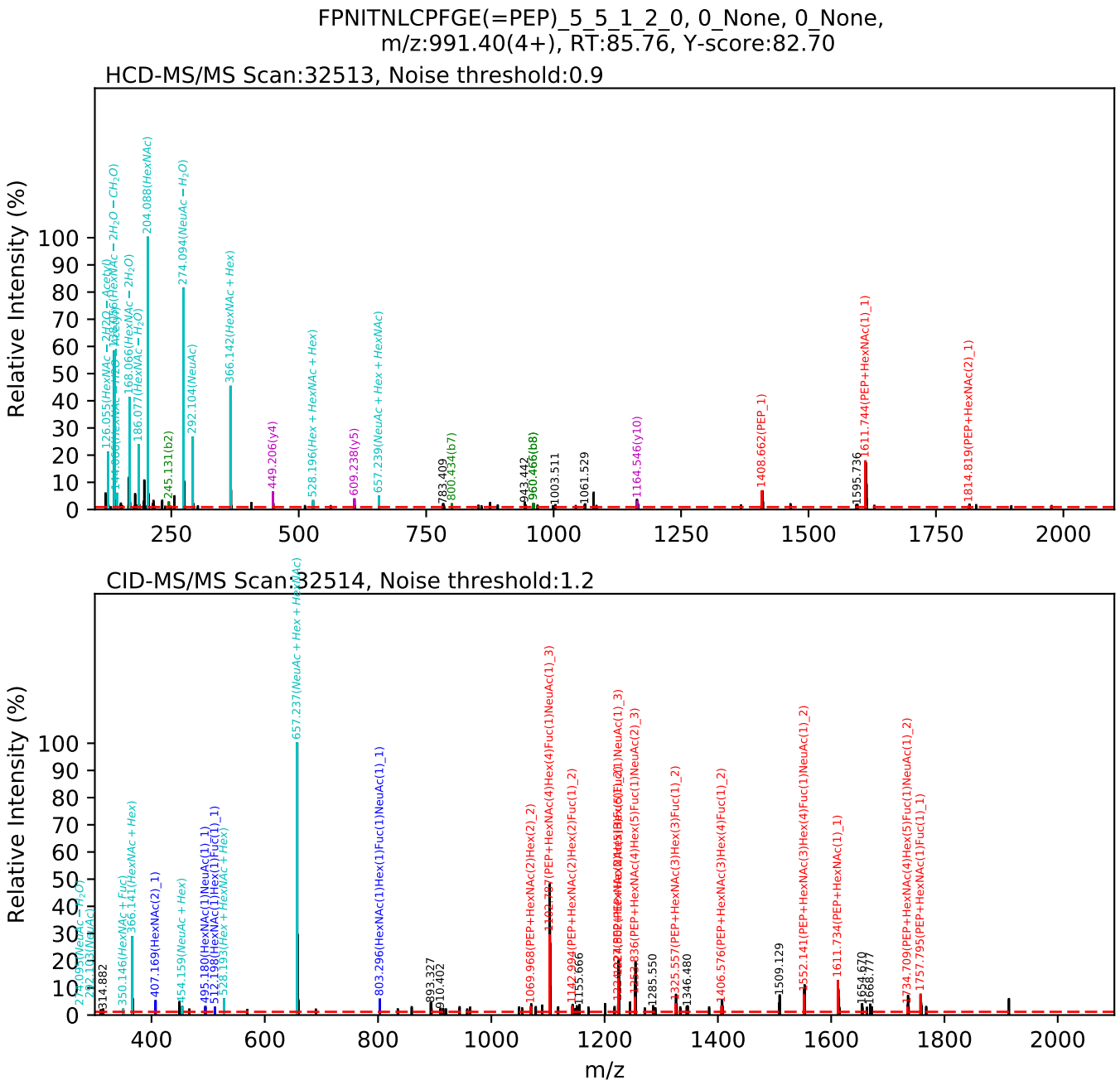
FPNITNLCPFGE(=PEP)_5_5_1_2_0, 0_None, 0_None,
m/z:991.40(4+), RT:85.76, Y-score:82.70
HCD-MS/MS Scan:32513, Noise threshold:0.9
Relative Intensity (%)
126.055(HexNAc − 2H2O − CH2O)
144.066(HexNAc − 2H2O)
168.066(HexNAc − 2H2O)
186.077(HexNAc − H2O)
204.088(HexNAc)
245.131(b2)
274.094(NeuAc − H2O)
292.104(NeuAc)
366.142(HexNAc + Hex)
449.206(y4)
528.196(Hex + HexNAc + Hex)
609.238(y5)
657.239(NeuAc + Hex + HexNAc)
783.409
800.434(b7)
943.442
960.466(b8)
1003.511
1061.529
1164.546(y10)
1408.662(PEP_1)
1595.736
1611.744(PEP+HexNAc(1)_1)
1814.819(PEP+HexNAc(2)_1)
CID-MS/MS Scan:32514, Noise threshold:1.2
Relative Intensity (%)
m/z
314.882
350.146(HexNAc + Fuc)
366.141(HexNAc + Hex)
407.169(HexNAc(2)_1)
454.159(NeuAc + Hex)
495.180(HexNAc(1)NeuAc(1)_1)
512.198(HexNAc(1)Hex(1)Fuc(1)_1)
528.193(Hex + HexNAc + Hex)
657.237(NeuAc + Hex + HexNAc)
803.296(HexNAc(1)Hex(1)Fuc(1)NeuAc(1)_1)
893.327
910.402
1069.968(PEP+HexNAc(2)Hex(2)_2)
1103.787(PEP+HexNAc(4)Hex(4)Fuc(1)NeuAc(1)_3)
1142.804(PEP+HexNAc(2)Hex(2)Fuc(1)_2)
1155.666
1285.550
1325.557(PEP+HexNAc(3)Hex(3)Fuc(1)_2)
1346.480
1406.576(PEP+HexNAc(3)Hex(4)Fuc(1)_2)
1509.129
1552.141(PEP+HexNAc(3)Hex(4)Fuc(1)NeuAc(1)_2)
1611.734(PEP+HexNAc(1)_1)
1664.679
1688.777
1734.709(PEP+HexNAc(4)Hex(5)Fuc(1)NeuAc(1)_2)
1757.795(PEP+HexNAc(1)Fuc(1)_1)

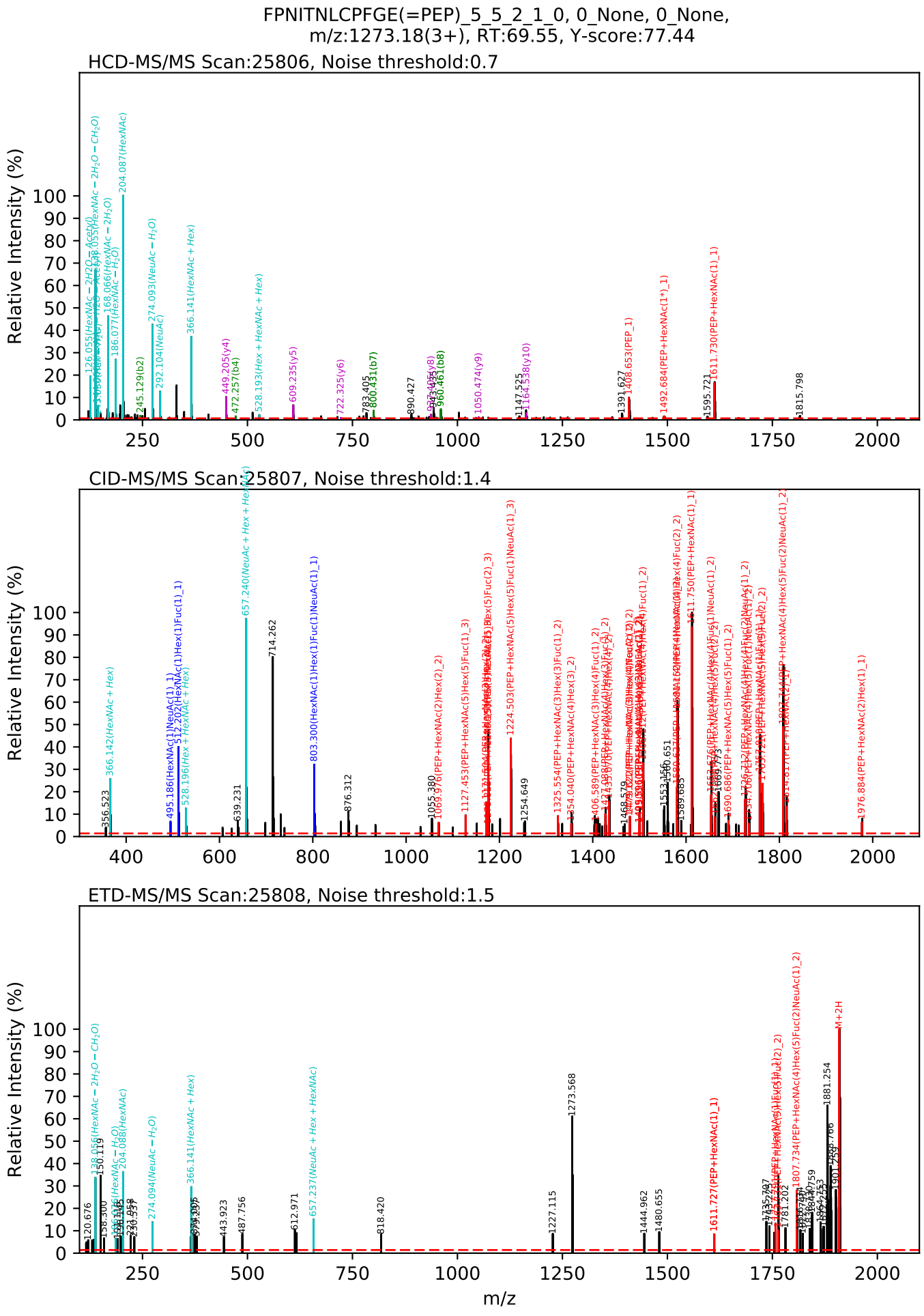
FPNITNLCPFGE(=PEP)_5_5_2_1_0, 0_None, 0_None,
m/z:1273.18(3+), RT:69.55, Y-score:77.44
HCD-MS/MS Scan:25806, Noise threshold:0.7
CID-MS/MS Scan:25807, Noise threshold:1.4
ETD-MS/MS Scan:25808, Noise threshold:1.5
Relative Intensity (%)
m/z

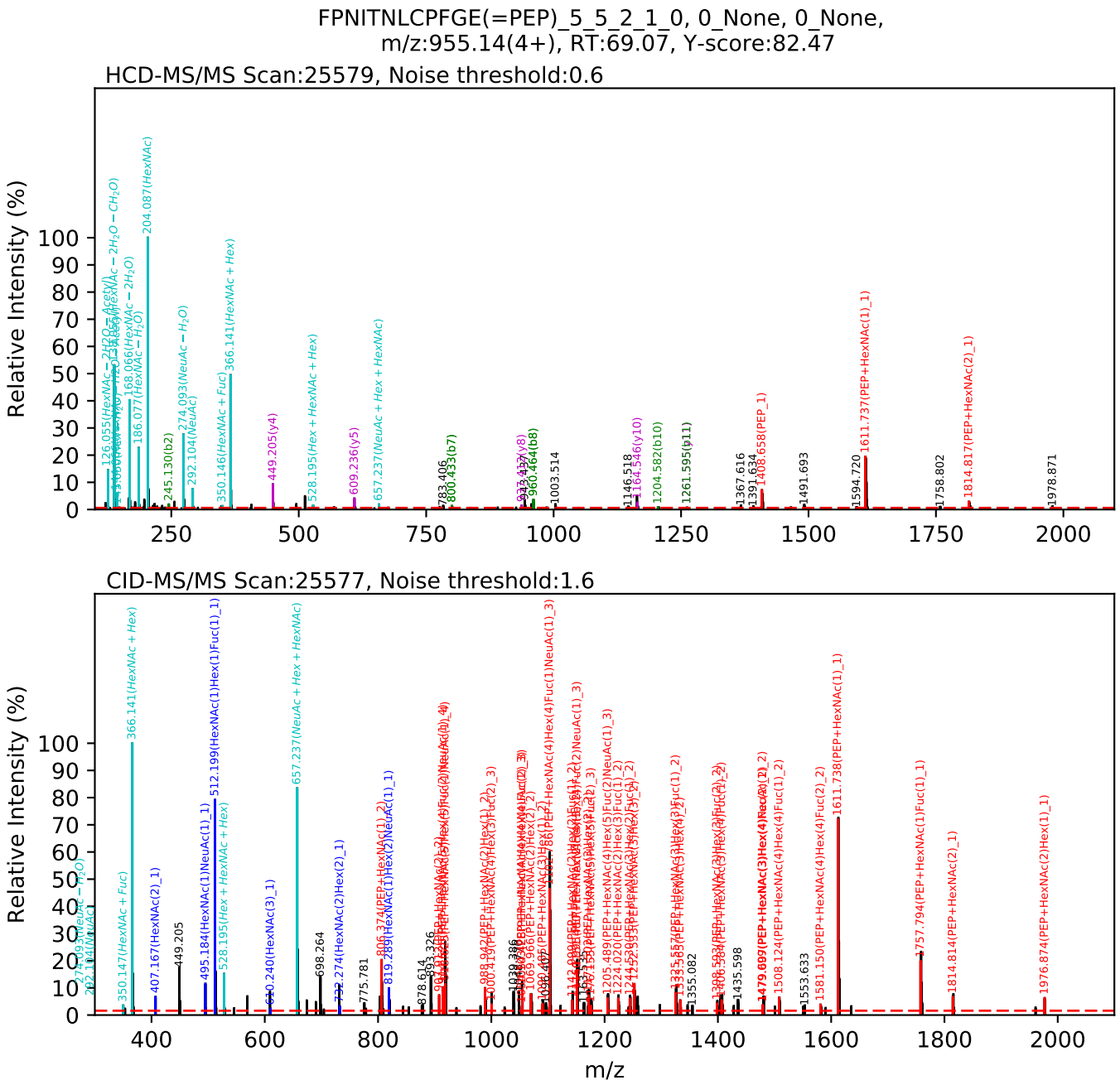
FPNITNLCPFGE(=PEP)_5_5_2_1_0, 0_None, 0_None,
m/z:955.14(4+), RT:69.07, Y-score:82.47
HCD-MS/MS Scan:25579, Noise threshold:0.6
Relative Intensity (%)
CID-MS/MS Scan:25577, Noise threshold:1.6
Relative Intensity (%)
m/z

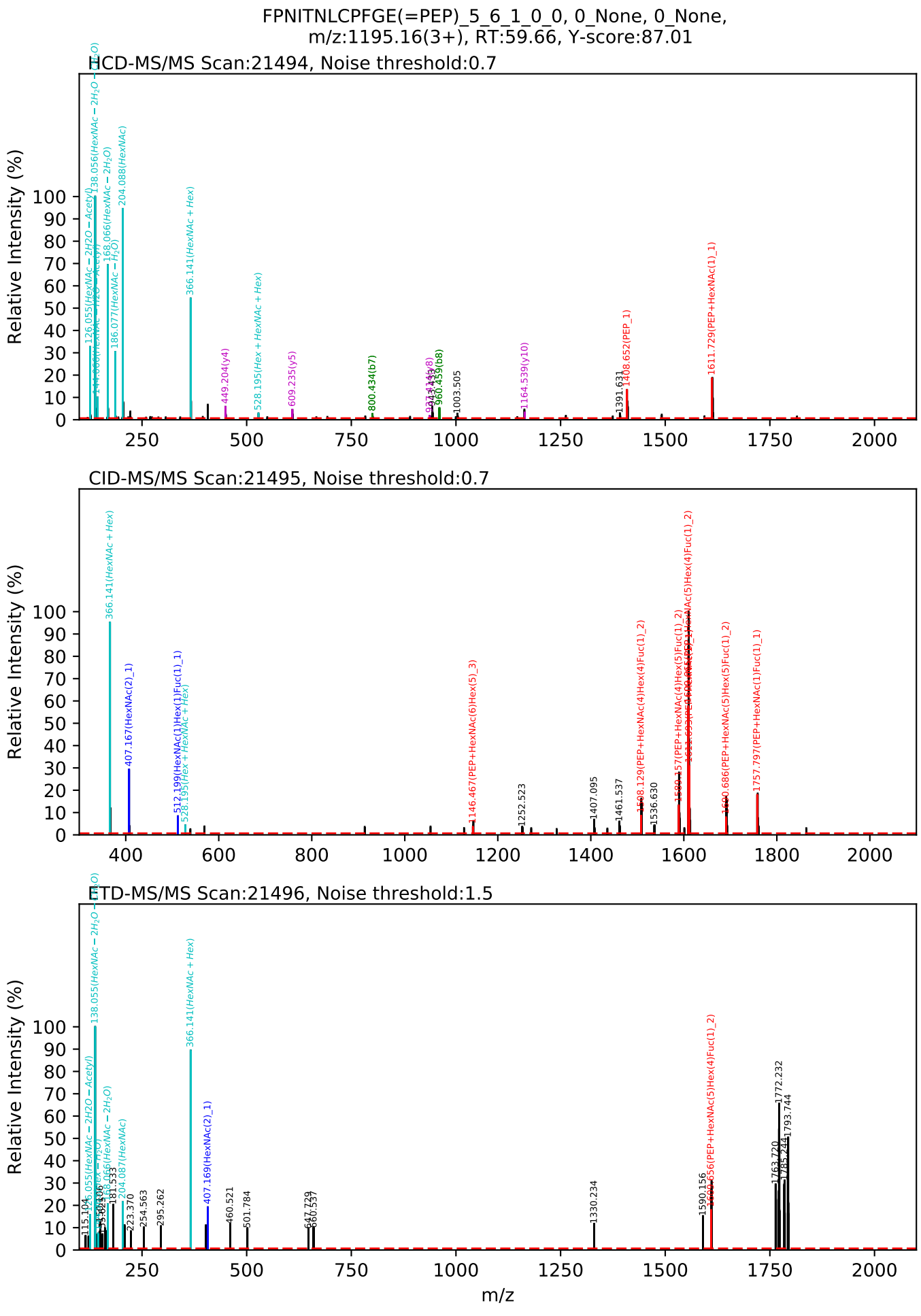
FPNITNLCPFGE(=PEP)_5_6_1_0_0, 0_None, 0_None,
m/z:1195.16(3+), RT:59.66, Y-score:87.01
HCD-MS/MS Scan:21494, Noise threshold:0.7
Relative Intensity (%)
366.141(HexNAc + Hex)
449.204(y4)
528.195(Hex + HexNAc + Hex)
609.235(y5)
800.434(b7)
1003.505
1164.539(y10)
1391.631
1408.652(PEP_1)
1611.729(PEP+HexNAc(1)_1)
CID-MS/MS Scan:21495, Noise threshold:0.7
Relative Intensity (%)
366.141(HexNAc + Hex)
407.167(HexNAc(2)_1)
512.199(HexNAc(1)Hex(1)Fuc(1)_1)
528.195(Hex + HexNAc + Hex)
1146.467(PEP+HexNAc(6)Hex(5)_3)
1252.523
1407.095
1461.537
1508.129(PEP+HexNAc(4)Hex(4)Fuc(1)_2)
1536.630
1580.357(PEP+HexNAc(4)Hex(5)Fuc(1)_2)
1600.686(PEP+HexNAc(5)Hex(5)Fuc(1)_2)
1757.797(PEP+HexNAc(1)Fuc(1)_1)
ETD-MS/MS Scan:21496, Noise threshold:1.5
Relative Intensity (%)
366.141(HexNAc + Hex)
407.169(HexNAc(2)_1)
1330.234
1590.156
1772.232
1793.744
m/z

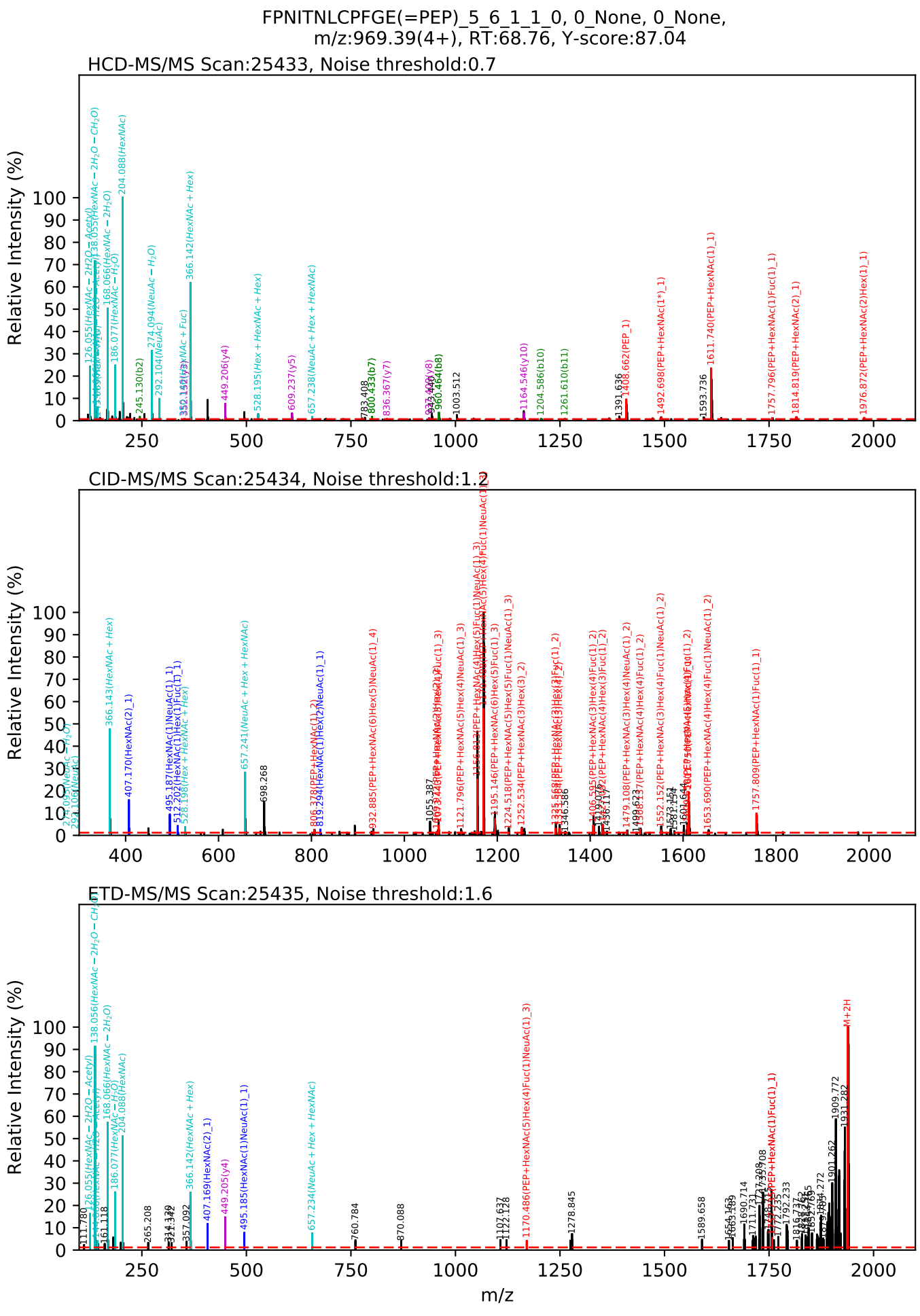
FPNITNLCPFGE(=PEP)_5_6_1_1_0, 0_None, 0_None,
m/z:969.39(4+), RT:68.76, Y-score:87.04
HCD-MS/MS Scan:25433, Noise threshold:0.7
CID-MS/MS Scan:25434, Noise threshold:1.2
ETD-MS/MS Scan:25435, Noise threshold:1.6
Relative Intensity (%)
m/z

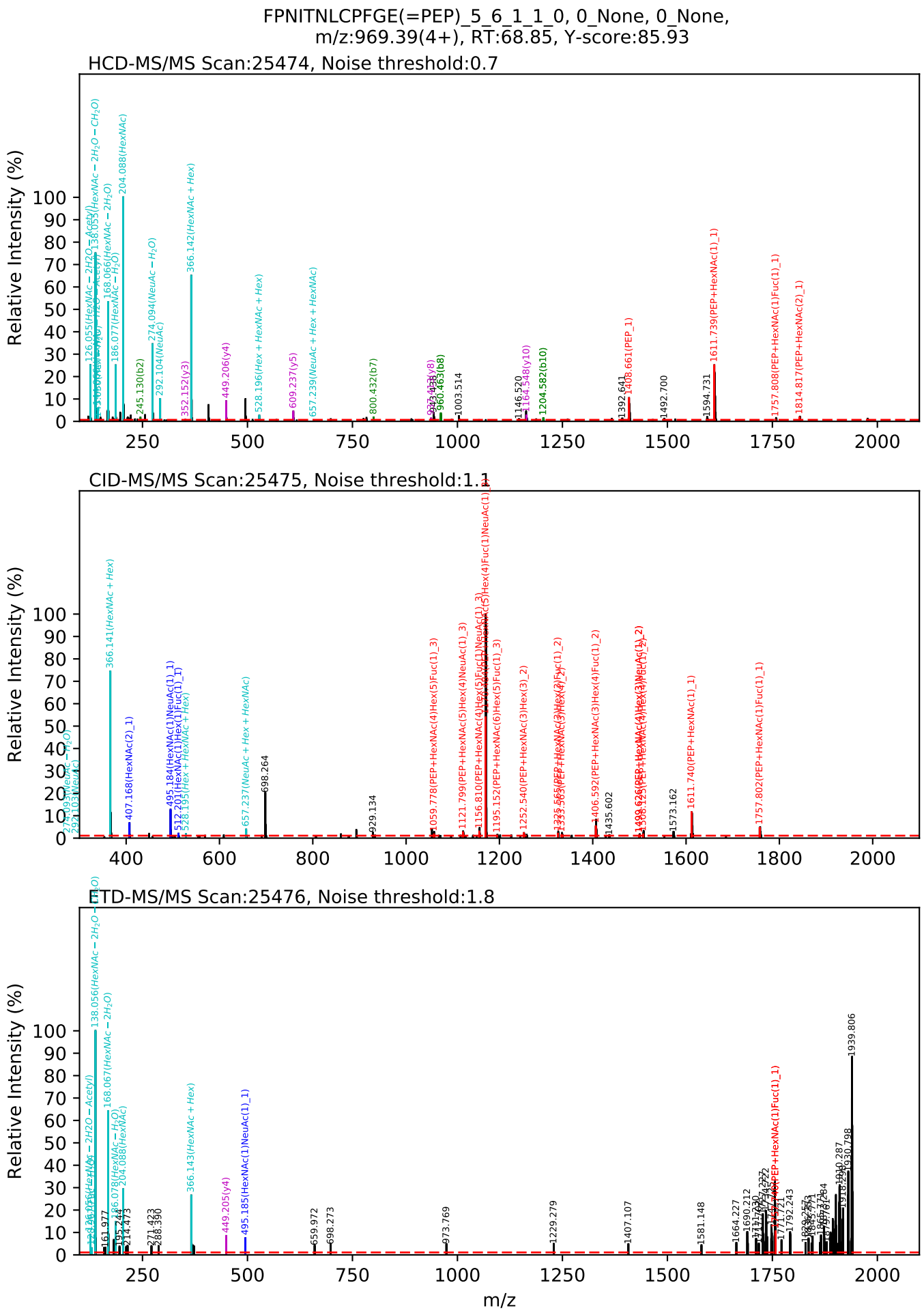
FPNITNLCPFGE(=PEP)_5_6_1_1_0, 0_None, 0_None,
m/z:969.39(4+), RT:68.85, Y-score:85.93
HCD-MS/MS Scan:25474, Noise threshold:0.7
Relative Intensity (%)
245.130(b2)
292.104(NeuAc)
352.152(y3)
366.142(HexNAc + Hex)
449.206(y4)
528.196(Hex + HexNAc + Hex)
609.237(y5)
657.239(NeuAc + Hex + HexNAc)
800.432(b7)
960.463(b8)
1003.514
1146.520
1164.548(y10)
1204.582(b10)
1392.641
1408.661(PEP_1)
1492.700
1594.731
1611.739(PEP+HexNAc(1)_1)
1757.808(PEP+HexNAc(1)Fuc(1)_1)
1814.817(PEP+HexNAc(2)_1)
CID-MS/MS Scan:25475, Noise threshold:1.1
Relative Intensity (%)
366.141(HexNAc + Hex)
407.168(HexNAc(2)_1)
657.237(NeuAc + Hex + HexNAc)
698.264
929.134
1059.778(PEP+HexNAc(4)Hex(5)Fuc(1)_3)
1121.799(PEP+HexNAc(5)Hex(4)NeuAc(1)_3)
1156.810(PEP+HexNAc(4)Hex(5)Fuc(1)NeuAc(1)_3)
1195.152(PEP+HexNAc(6)Hex(5)Fuc(1)_3)
1252.540(PEP+HexNAc(3)Hex(3)_2)
1406.592(PEP+HexNAc(3)Hex(4)Fuc(1)_2)
1435.602
1573.162
1611.740(PEP+HexNAc(1)_1)
1757.802(PEP+HexNAc(1)Fuc(1)_1)
ETD-MS/MS Scan:25476, Noise threshold:1.8
Relative Intensity (%)
138.056(HexNAc − 2H2O − Acetyl)
168.067(HexNAc − 2H2O)
204.088(HexNAc)
366.143(HexNAc + Hex)
449.205(y4)
495.185(HexNAc(1)NeuAc(1)_1)
659.972
698.273
973.769
1229.279
1407.107
1581.148
1664.227
1792.243
1939.806
m/z

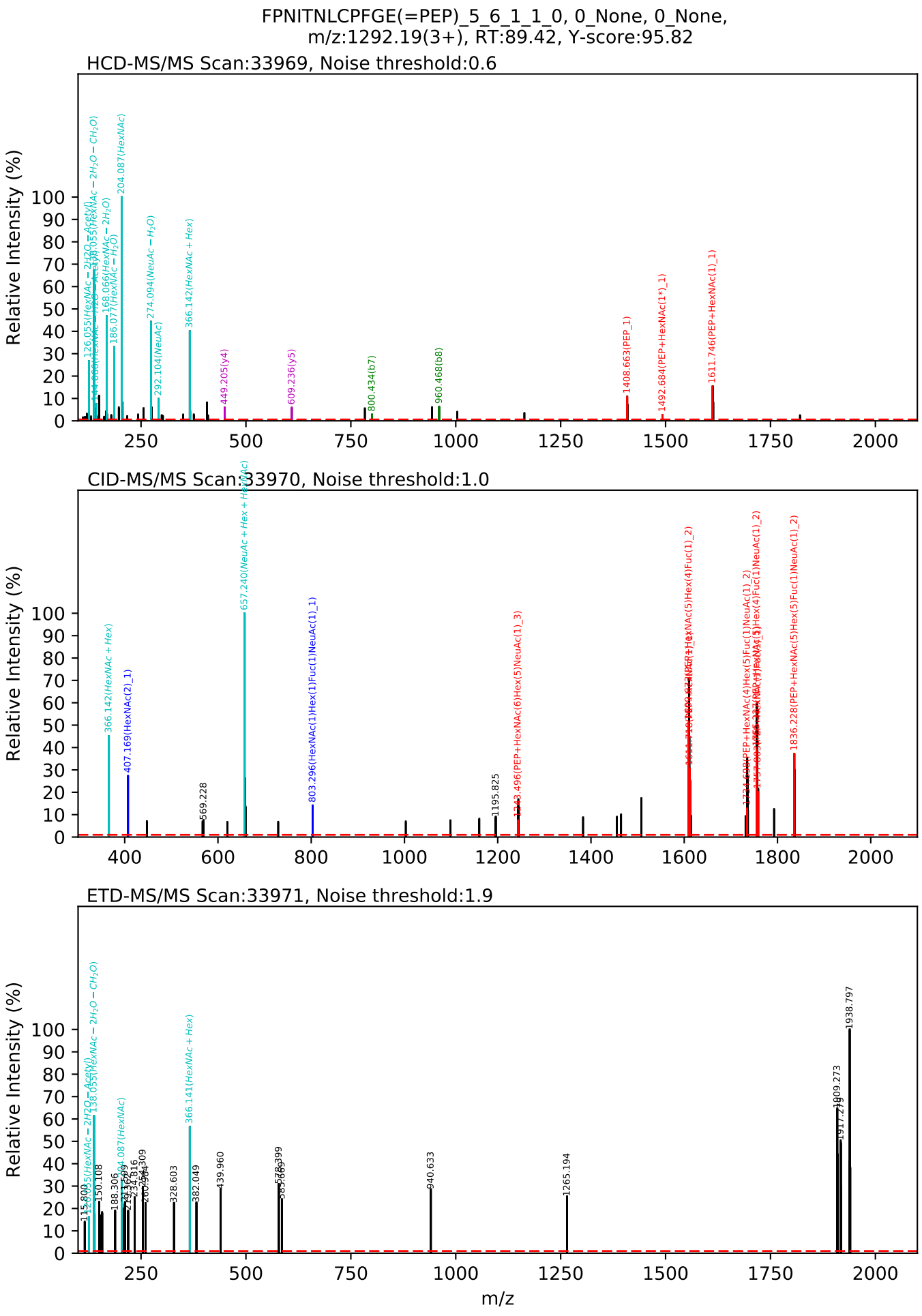
FPNITNLCPFGE(=PEP)_5_6_1_1_0, 0_None, 0_None,
m/z:1292.19(3+), RT:89.42, Y-score:95.82
HCD-MS/MS Scan:33969, Noise threshold:0.6
Relative Intensity (%)
204.087(HexNAc)
366.142(HexNAc + Hex)
274.094(NeuAc − H2O)
292.104(NeuAc)
449.205(y4)
609.236(y5)
800.434(b7)
960.468(b8)
1408.663(PEP_1)
1492.684(PEP+HexNAc(1*)_1)
1611.746(PEP+HexNAc(1)_1)
CID-MS/MS Scan:33970, Noise threshold:1.0
Relative Intensity (%)
366.142(HexNAc + Hex)
407.169(HexNAc(2)_1)
569.228
657.240(NeuAc + Hex + HexNAc)
803.296(HexNAc(1)Hex(1)Fuc(1)NeuAc(1)_1)
1195.825
1836.228(PEP+HexNAc(5)Hex(5)Fuc(1)NeuAc(1)_2)
ETD-MS/MS Scan:33971, Noise threshold:1.9
Relative Intensity (%)
366.141(HexNAc + Hex)
328.603
382.049
439.960
940.633
1265.194
1909.273
1938.797
m/z

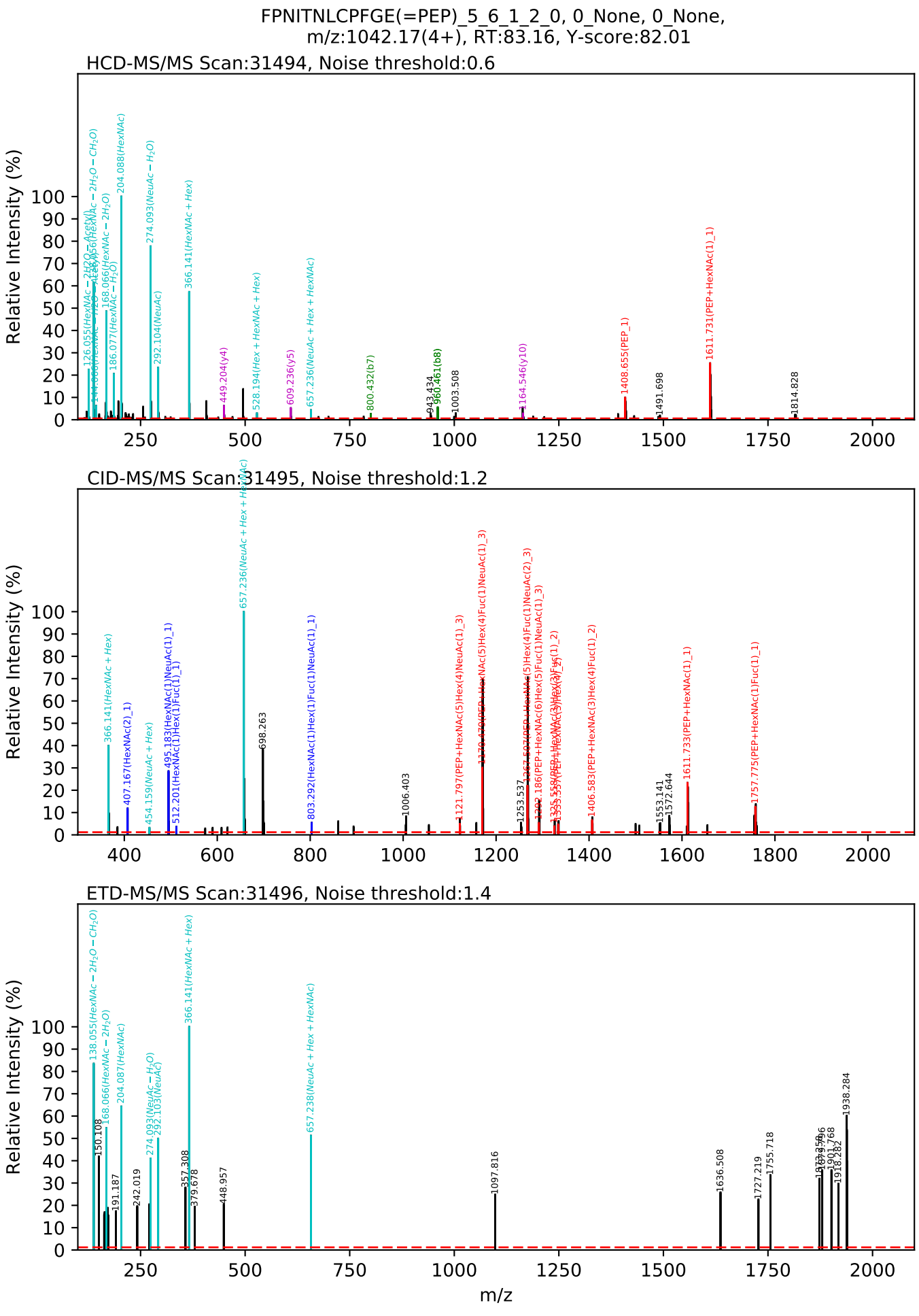
FPNITNLCPFGE(=PEP)_5_6_1_2_0, 0_None, 0_None,
m/z:1042.17(4+), RT:83.16, Y-score:82.01
HCD-MS/MS Scan:31494, Noise threshold:0.6
Relative Intensity (%)
126.055(HexNAc − 2H2O − CH2O)
138.055(HexNAc − 2H2O − CH2O)
168.066(HexNAc − 2H2O)
186.077(HexNAc − H2O)
204.088(HexNAc)
274.093(NeuAc − H2O)
292.104(NeuAc)
366.141(HexNAc + Hex)
449.204(y4)
528.194(Hex + HexNAc + Hex)
609.236(y5)
657.236(NeuAc + Hex + HexNAc)
800.432(b7)
943.434
960.461(b8)
1003.508
1164.546(y10)
1408.655(PEP_1)
1491.698
1611.731(PEP+HexNAc(1)_1)
1814.828
CID-MS/MS Scan:31495, Noise threshold:1.2
Relative Intensity (%)
366.141(HexNAc + Hex)
407.167(HexNAc(2)_1)
454.159(NeuAc + Hex)
495.183(HexNAc(1)NeuAc(1)_1)
512.201(HexNAc(1)Hex(1)Fuc(1)_1)
657.236(NeuAc + Hex + HexNAc)
698.263
803.292(HexNAc(1)Hex(1)Fuc(1)NeuAc(1)_1)
1006.403
1121.797(PEP+HexNAc(5)Hex(4)NeuAc(1)_3)
1253.537
1406.583(PEP+HexNAc(3)Hex(4)Fuc(1)_2)
1553.141
1572.644
1611.733(PEP+HexNAc(1)_1)
1757.775(PEP+HexNAc(1)Fuc(1)_1)
ETD-MS/MS Scan:31496, Noise threshold:1.4
Relative Intensity (%)
138.055(HexNAc − 2H2O − CH2O)
150.108
168.066(HexNAc − 2H2O)
191.187
204.087(HexNAc)
242.019
274.093(NeuAc − H2O)
292.103(NeuAc)
357.308
366.141(HexNAc + Hex)
379.678
448.957
657.238(NeuAc + Hex + HexNAc)
1097.816
1636.508
1727.219
1755.718
1938.284
m/z

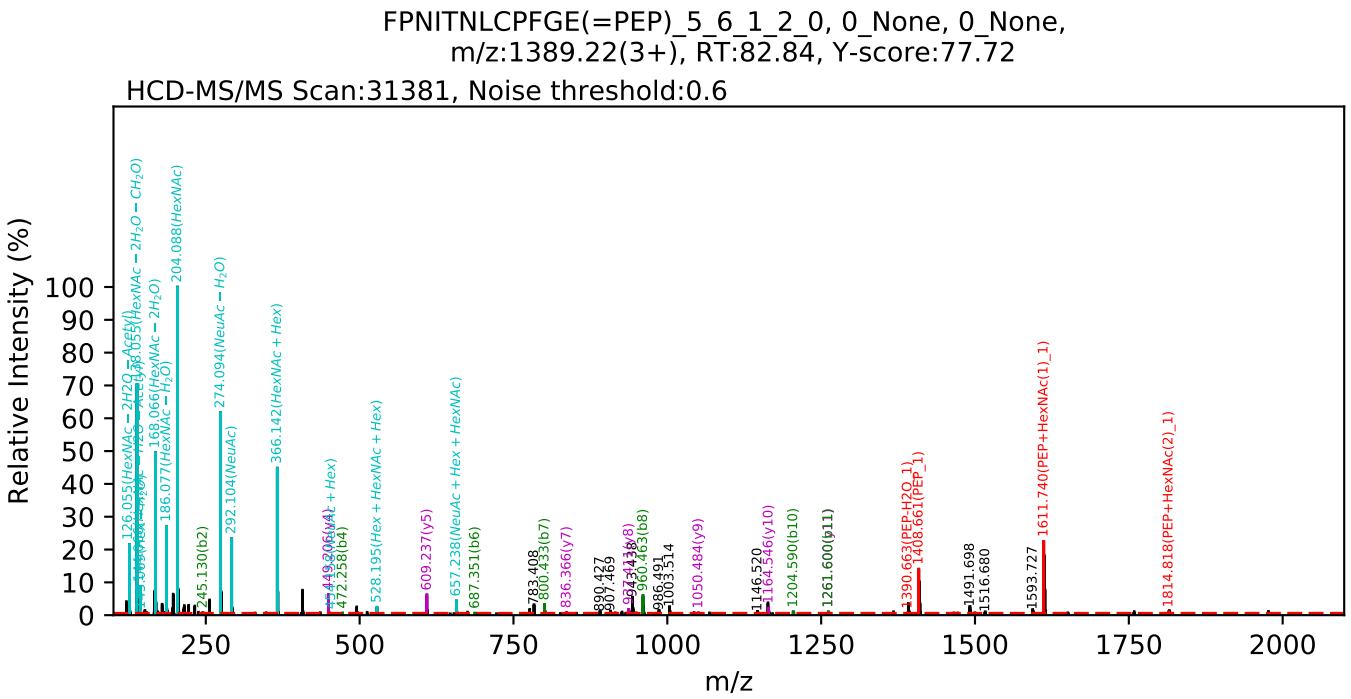
FPNITNLCPFGE(=PEP)_5_6_1_2_0, 0_None, 0_None,
m/z:1389.22(3+), RT:82.84, Y-score:77.72
HCD-MS/MS Scan:31381, Noise threshold:0.6
Relative Intensity (%)
m/z
126.055(HexNAc − 2H2O − CH2O)
138.055(HexNAc − 2H2O − CH2O)
168.066(HexNAc − 2H2O)
186.077(HexNAc − H2O)
204.088(HexNAc)
245.130(b2)
274.094(NeuAc − H2O)
292.104(NeuAc)
366.142(HexNAc + Hex)
472.258(b4)
528.195(Hex + HexNAc + Hex)
609.237(y5)
657.238(NeuAc + Hex + HexNAc)
687.351(b6)
783.408
800.433(b7)
836.366(y7)
890.427
907.469
960.463(b8)
1050.484(y9)
1146.520
1164.546(y10)
1204.590(b10)
1261.600(b11)
1390.663(PEP-H2O_1)
1408.661(PEP_1)
1491.698
1516.680
1593.727
1611.740(PEP+HexNAc(1)_1)
1814.818(PEP+HexNAc(2)_1)

FPNITNLCPFGE(=PEP)_5_6_1_2_0, 0_None, 0_None,
m/z:1389.22(3+), RT:82.84, Y-score:77.72

HCD-MS/MS Scan:31381, Noise threshold:0.6

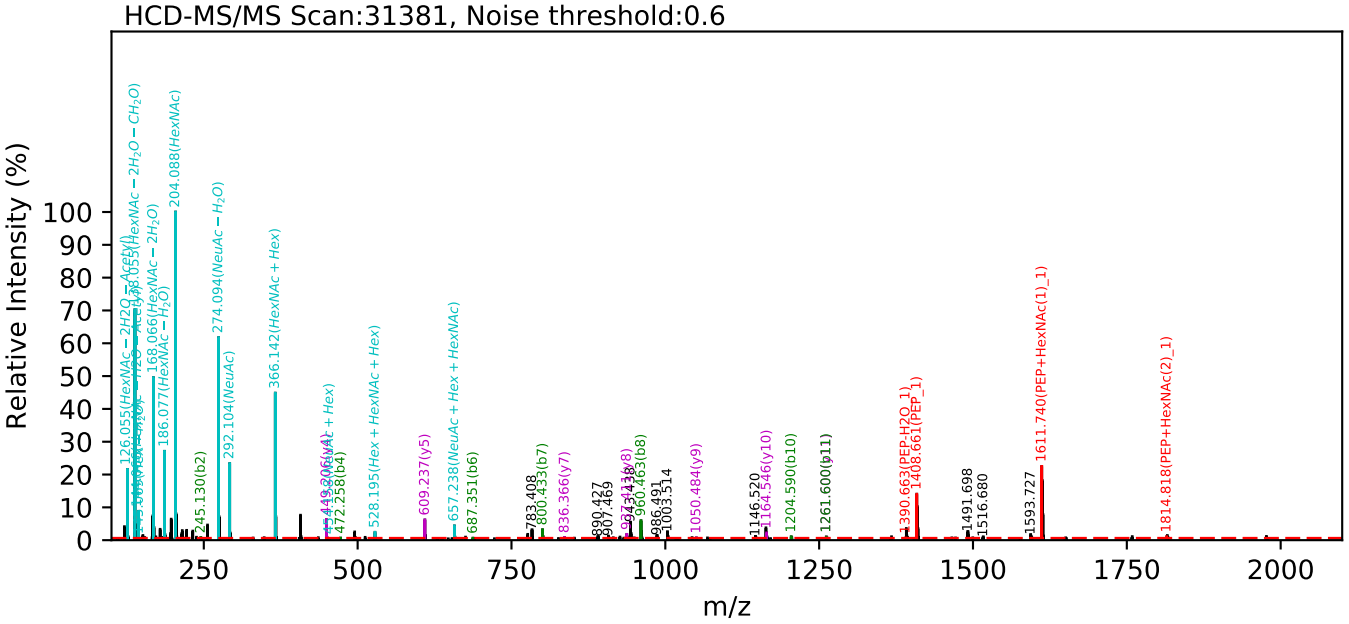

ETD-MS/MS Scan:31382, Noise threshold:0.9

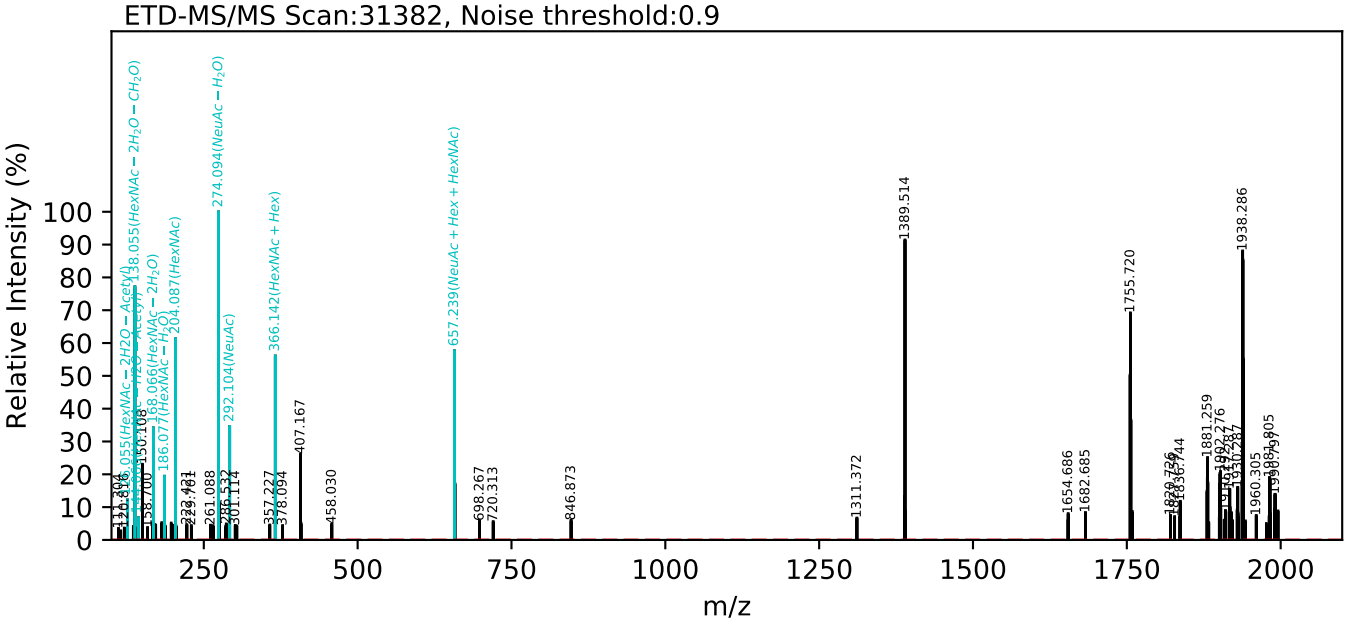

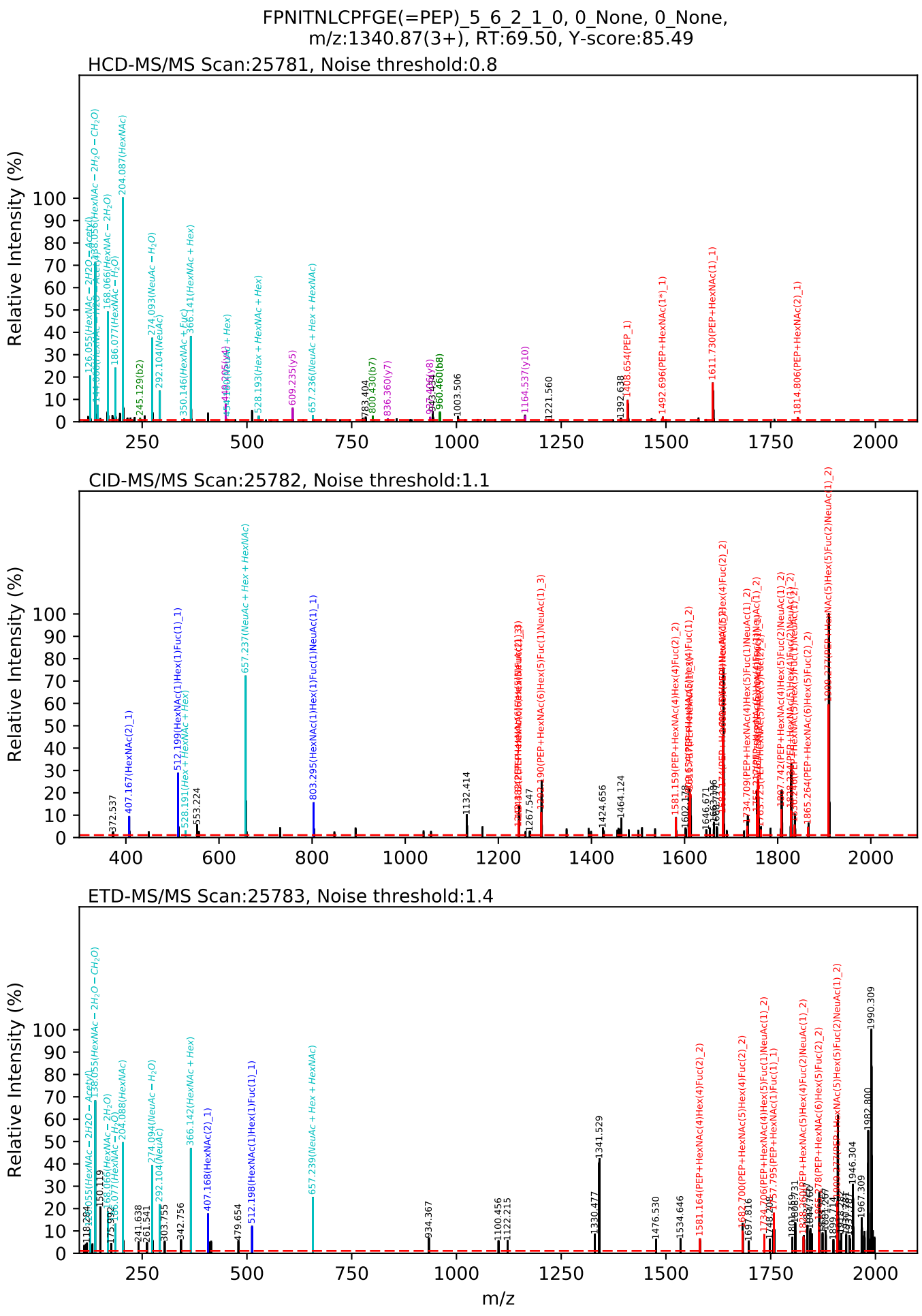
FPNITNLCPFGE(=PEP)_5_6_2_1_0, 0_None, 0_None,
m/z:1340.87(3+), RT:69.50, Y-score:85.49
HCD-MS/MS Scan:25781, Noise threshold:0.8
CID-MS/MS Scan:25782, Noise threshold:1.1
ETD-MS/MS Scan:25783, Noise threshold:1.4
Relative Intensity (%)
m/z

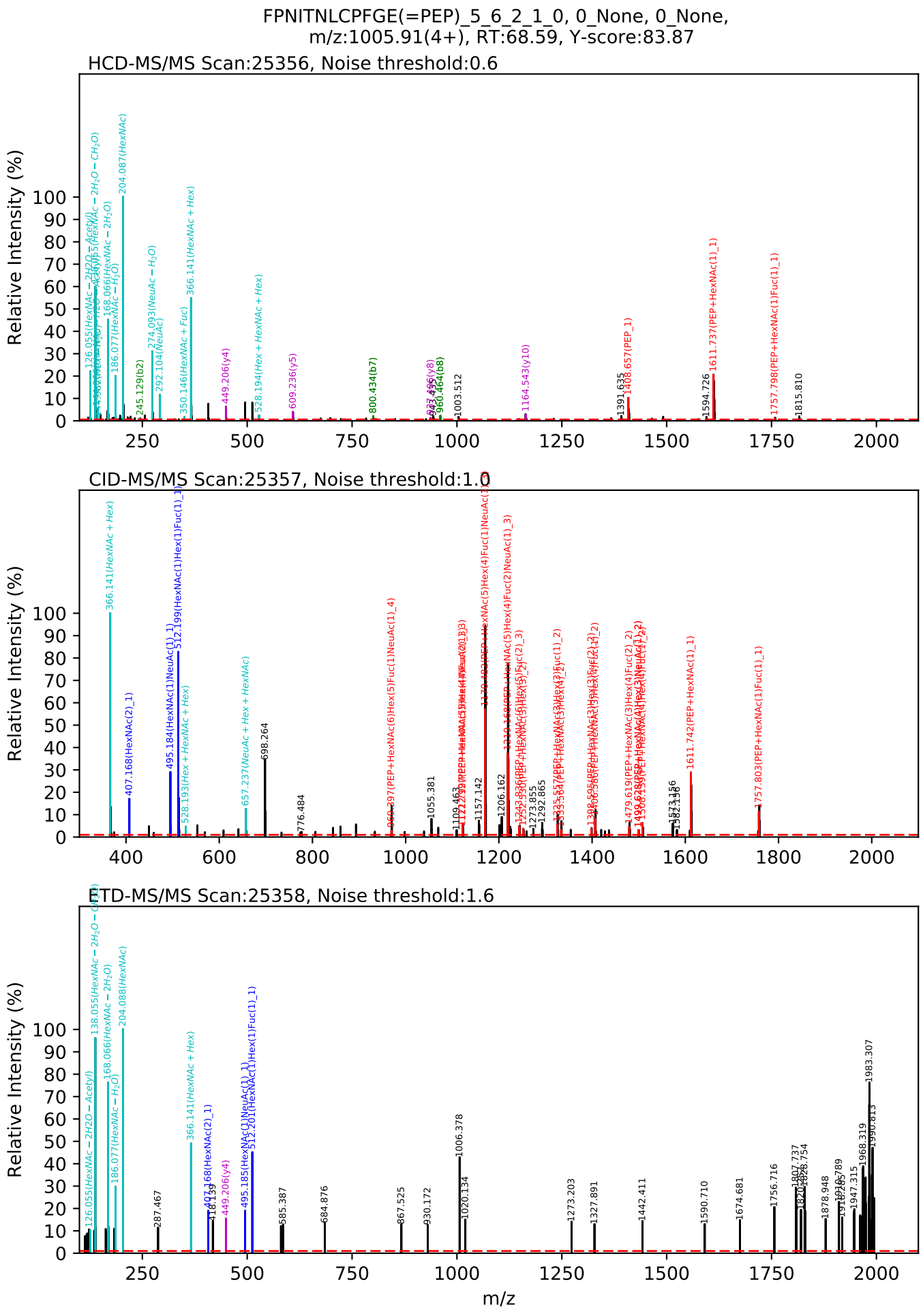
FPNITNLCPFGE(=PEP)_5_6_2_1_0, 0_None, 0_None,
m/z:1005.91(4+), RT:68.59, Y-score:83.87
HCD-MS/MS Scan:25356, Noise threshold:0.6
CID-MS/MS Scan:25357, Noise threshold:1.0
ETD-MS/MS Scan:25358, Noise threshold:1.6
Relative Intensity (%)
m/z

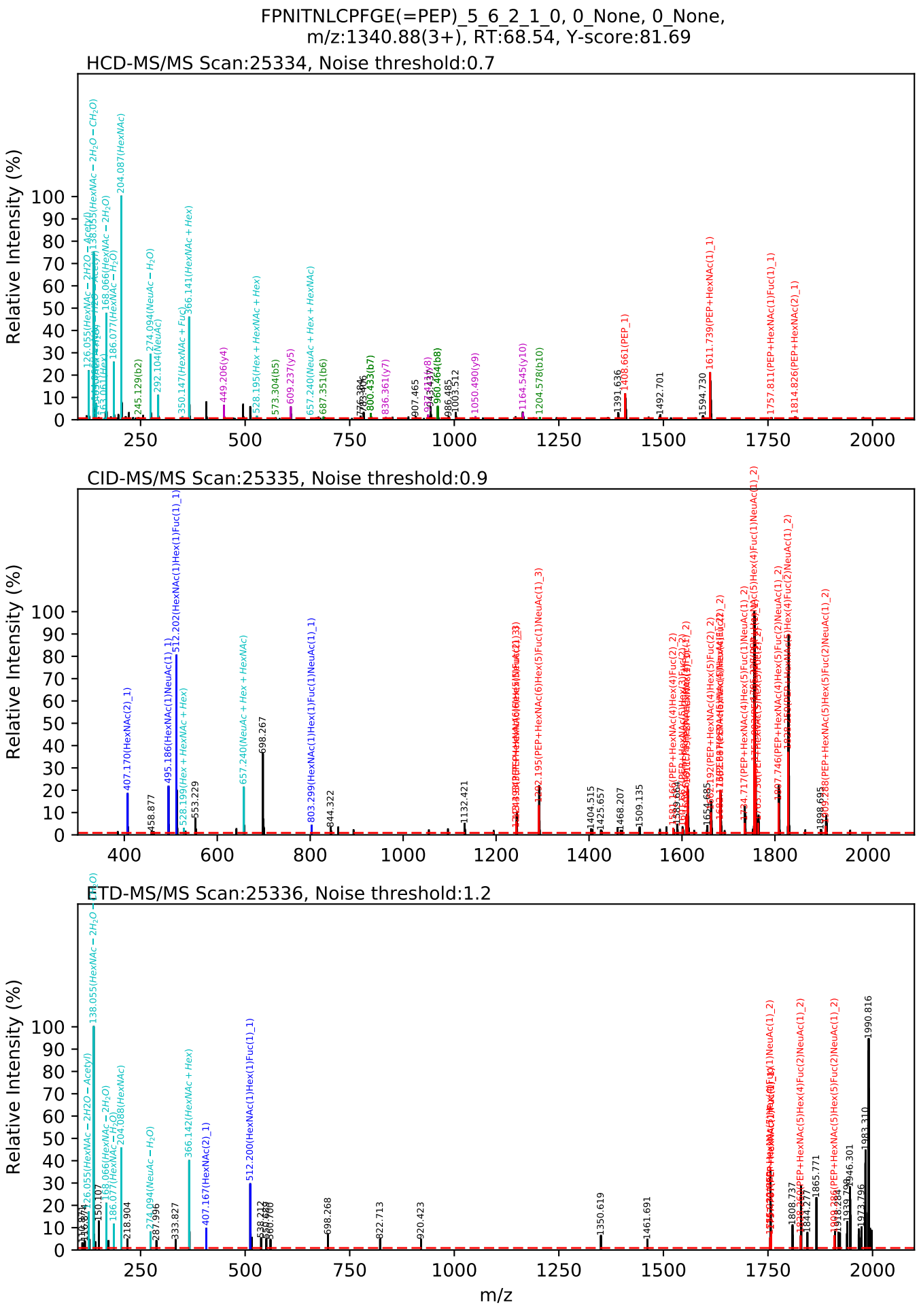
FPNITNLCPFGE(=PEP)_5_6_2_1_0, 0_None, 0_None,
m/z:1340.88(3+), RT:68.54, Y-score:81.69
HCD-MS/MS Scan:25334, Noise threshold:0.7
Relative Intensity (%)
CID-MS/MS Scan:25335, Noise threshold:0.9
Relative Intensity (%)
ETD-MS/MS Scan:25336, Noise threshold:1.2
Relative Intensity (%)
m/z

FPNITNLCPFGE(=PEP)_5_6_2_1_0, 0_None, 0_None,
m/z:1340.88(3+), RT:84.02, Y-score:76.81

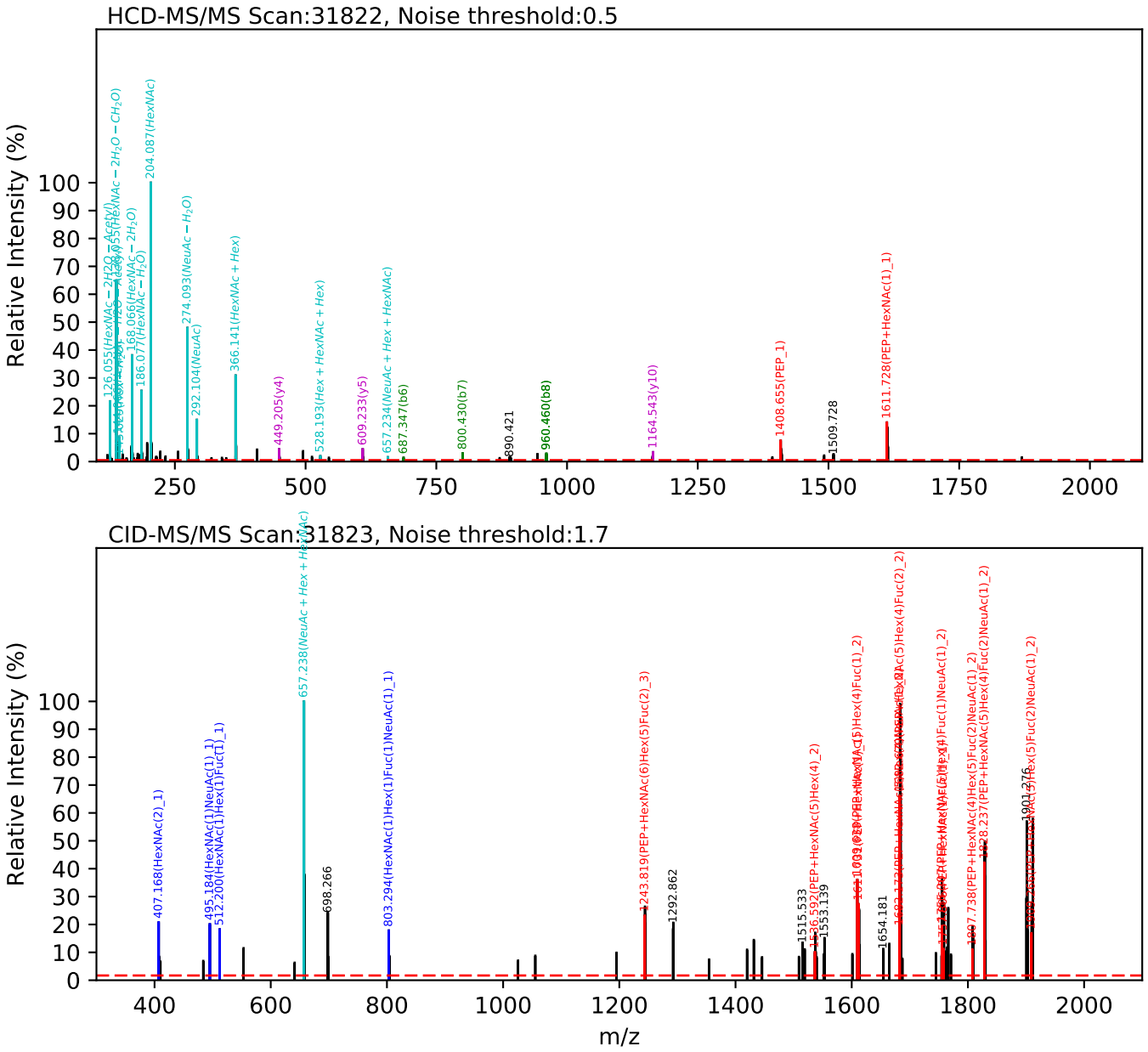

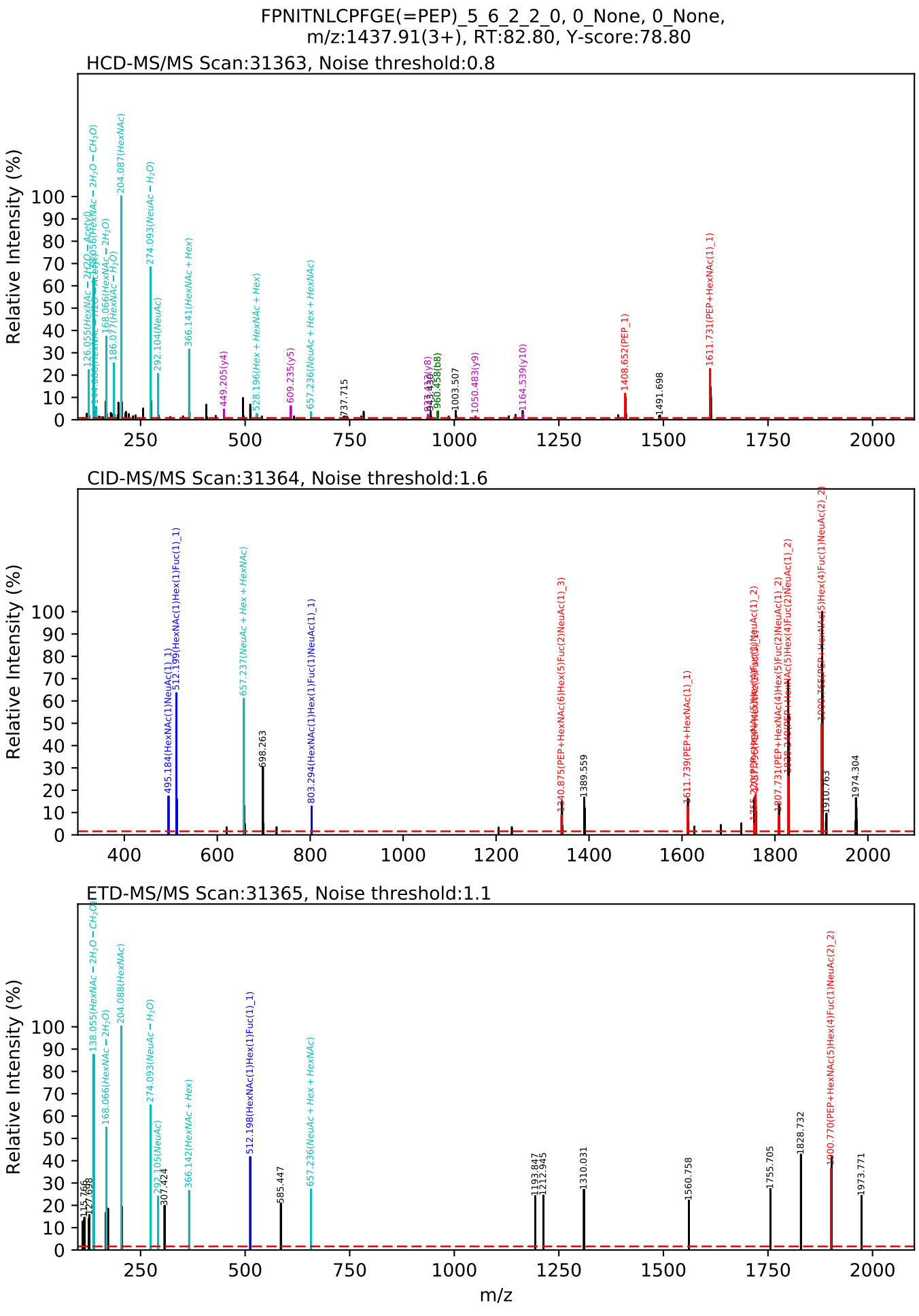
FPNITNLCPFGE(=PEP)_5_6_2_2_0, 0_None, 0_None,
m/z:1437.91(3+), RT:82.80, Y-score:78.80
HCD-MS/MS Scan:31363, Noise threshold:0.8
Relative Intensity (%)
204.087(HexNAc)
274.093(NeuAc − H2O)
292.104(NeuAc)
366.141(HexNAc + Hex)
449.205(y4)
528.196(Hex + HexNAc + Hex)
609.235(y5)
657.236(NeuAc + Hex + HexNAc)
737.715
960.458(b8)
1003.507
1050.483(y9)
1164.539(y10)
1408.652(PEP_1)
1491.698
1611.731(PEP+HexNAc(1)_1)
CID-MS/MS Scan:31364, Noise threshold:1.6
Relative Intensity (%)
495.184(HexNAc(1)NeuAc(1)_1)
512.199(HexNAc(1)Hex(1)Fuc(1)_1)
657.237(NeuAc + Hex + HexNAc)
698.263
803.294(HexNAc(1)Hex(1)Fuc(1)NeuAc(1)_1)
1340.875(PEP+HexNAc(6)Hex(5)Fuc(2)NeuAc(1)_3)
1389.559
1611.739(PEP+HexNAc(1)_1)
1910.763
1974.304
ETD-MS/MS Scan:31365, Noise threshold:1.1
Relative Intensity (%)
138.055(HexNAc − 2H2O − CH2O)
168.066(HexNAc − 2H2O)
204.088(HexNAc)
274.093(NeuAc − H2O)
292.105(NeuAc)
307.424
366.142(HexNAc + Hex)
512.198(HexNAc(1)Hex(1)Fuc(1)_1)
585.447
657.236(NeuAc + Hex + HexNAc)
1193.847
1212.945
1310.031
1560.758
1755.705
1828.732
1973.771
m/z

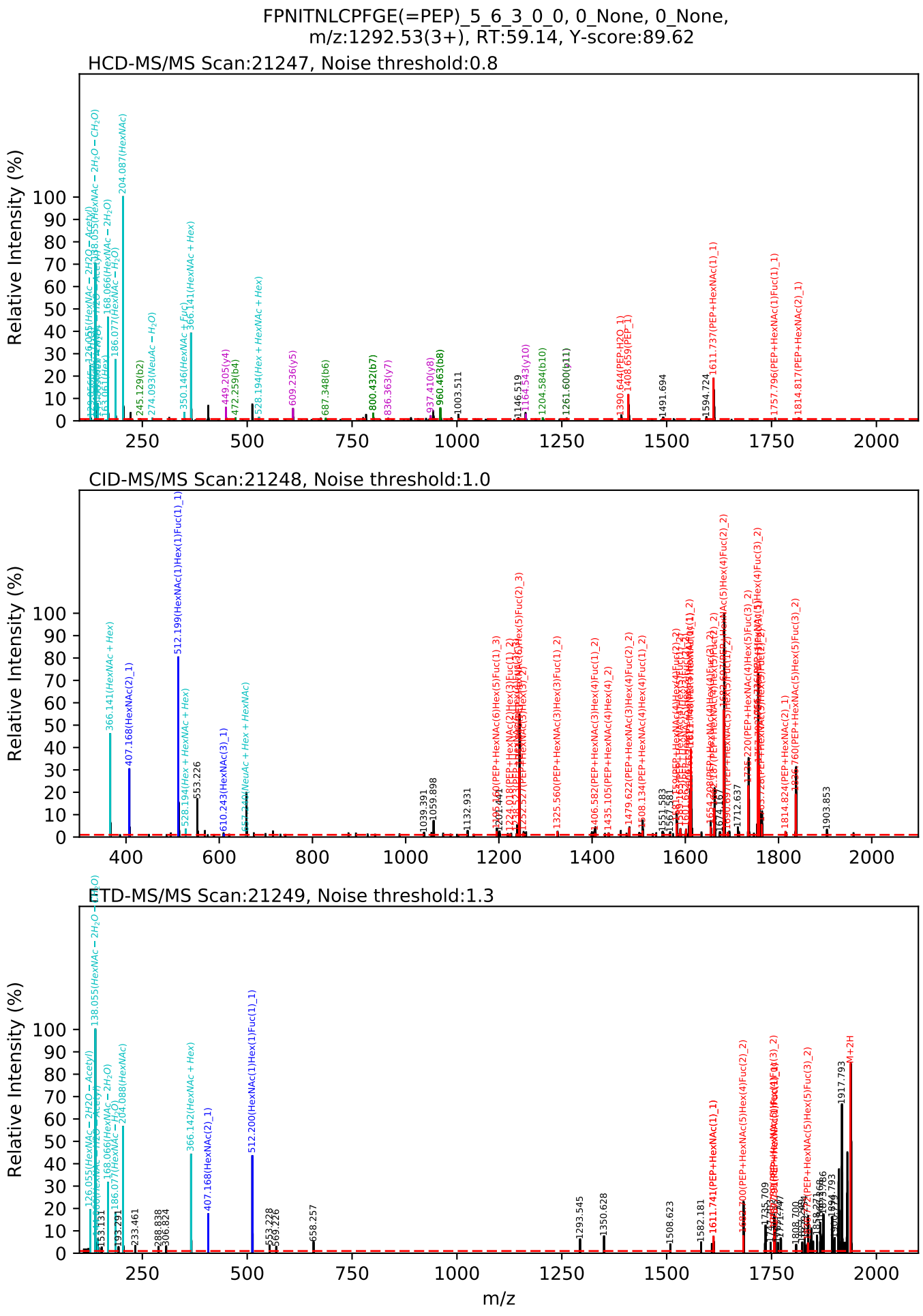
FPNITNLCPFGE(=PEP)_5_6_3_0_0, 0_None, 0_None,
m/z:1292.53(3+), RT:59.14, Y-score:89.62
HCD-MS/MS Scan:21247, Noise threshold:0.8
Relative Intensity (%)
CID-MS/MS Scan:21248, Noise threshold:1.0
Relative Intensity (%)
ETD-MS/MS Scan:21249, Noise threshold:1.3
Relative Intensity (%)
m/z

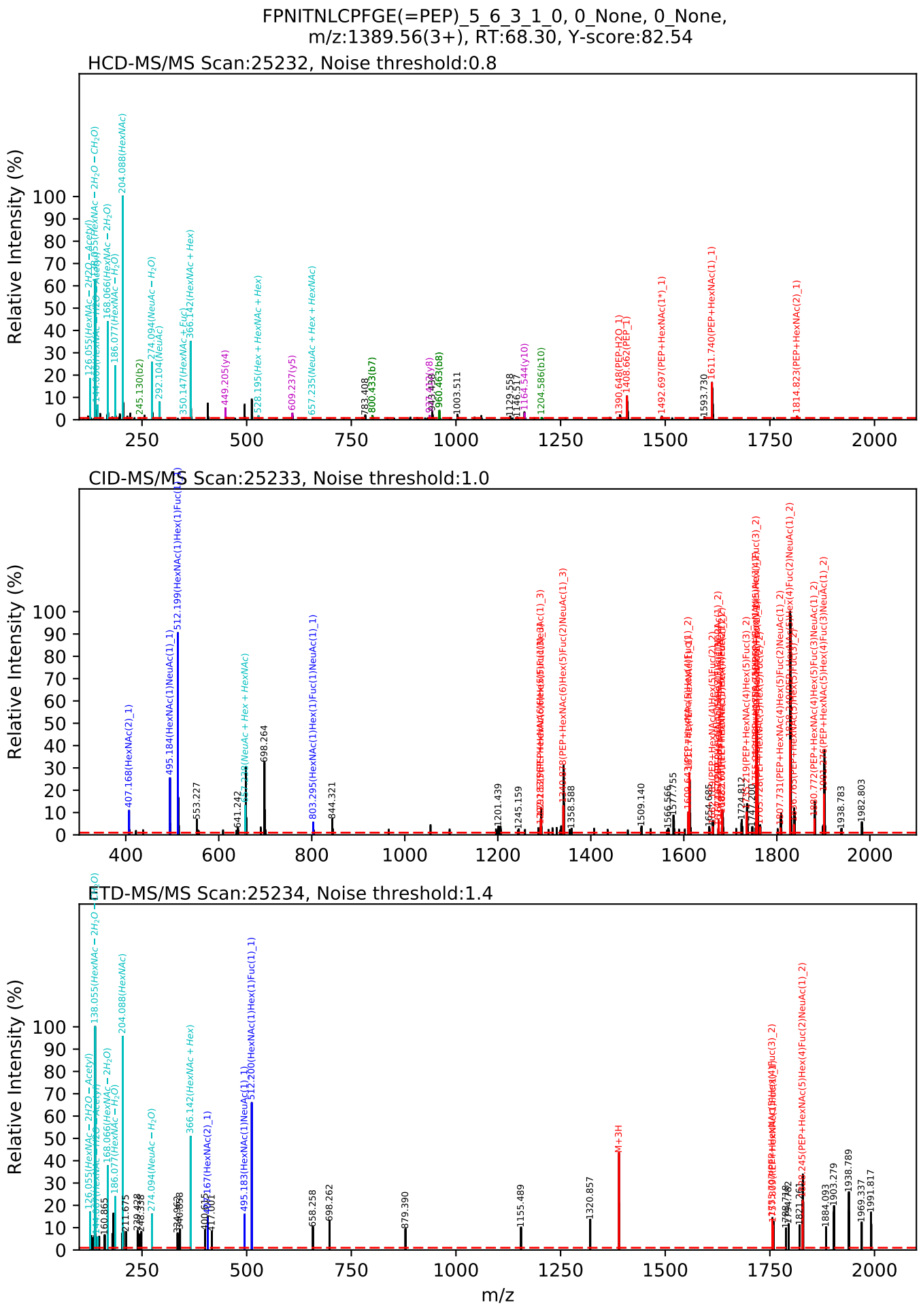
FPNITNLCPFGE(=PEP)_5_6_3_1_0, 0_None, 0_None,
m/z:1389.56(3+), RT:68.30, Y-score:82.54
HCD-MS/MS Scan:25232, Noise threshold:0.8
CID-MS/MS Scan:25233, Noise threshold:1.0
ETD-MS/MS Scan:25234, Noise threshold:1.4
Relative Intensity (%)
m/z
M+3H

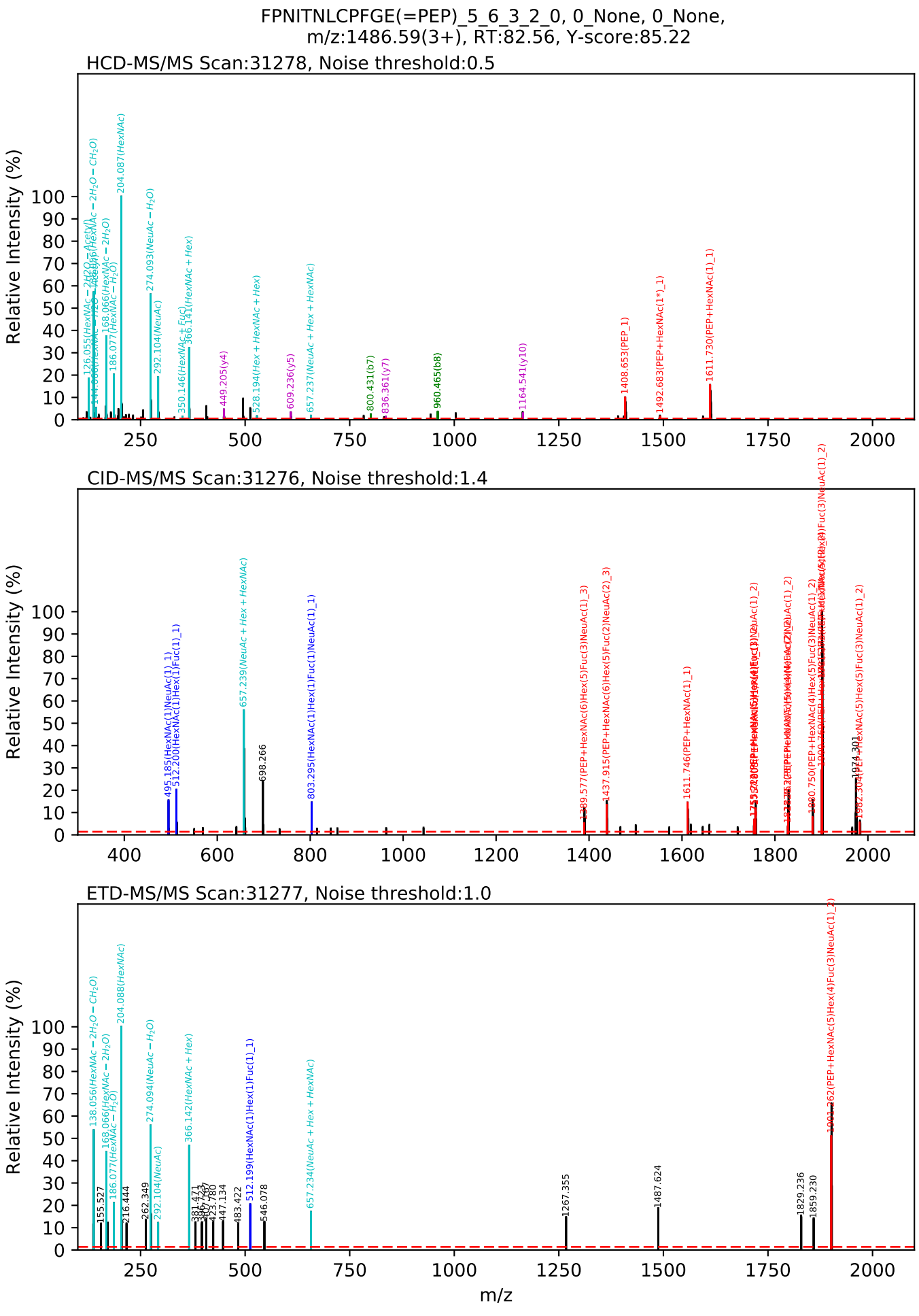
FPNITNLCPFGE(=PEP)_5_6_3_2_0, 0_None, 0_None,
m/z:1486.59(3+), RT:82.56, Y-score:85.22
HCD-MS/MS Scan:31278, Noise threshold:0.5
Relative Intensity (%)
126.055(HexNAc − 2H2O − CH2O)
138.056(HexNAc − 2H2O − CH2O)
168.066(HexNAc − 2H2O)
186.077(HexNAc − H2O)
204.087(HexNAc)
274.093(NeuAc − H2O)
292.104(NeuAc)
350.146(HexNAc + Hex)
366.141(HexNAc + Hex)
449.205(y4)
528.194(Hex + HexNAc + Hex)
609.236(y5)
657.237(NeuAc + Hex + HexNAc)
800.431(b7)
836.361(y7)
960.465(b8)
1164.541(y10)
1408.653(PEP_1)
1492.683(PEP+HexNAc(1*)_1)
1611.730(PEP+HexNAc(1)_1)
CID-MS/MS Scan:31276, Noise threshold:1.4
Relative Intensity (%)
495.185(HexNAc(1)NeuAc(1)_1)
512.200(HexNAc(1)Hex(1)Fuc(1)_1)
657.239(NeuAc + Hex + HexNAc)
698.266
803.295(HexNAc(1)Hex(1)Fuc(1)NeuAc(1)_1)
1389.577(PEP+HexNAc(6)Hex(5)Fuc(3)NeuAc(1)_3)
1437.915(PEP+HexNAc(6)Hex(5)Fuc(2)NeuAc(2)_3)
1611.746(PEP+HexNAc(1)_1)
1974.301
ETD-MS/MS Scan:31277, Noise threshold:1.0
Relative Intensity (%)
138.056(HexNAc − 2H2O − CH2O)
155.527
168.066(HexNAc − 2H2O)
186.077(HexNAc − H2O)
204.088(HexNAc)
216.444
262.349
274.094(NeuAc − H2O)
292.104(NeuAc)
366.142(HexNAc + Hex)
381.471
423.780
447.134
483.422
512.199(HexNAc(1)Hex(1)Fuc(1)_1)
546.078
657.234(NeuAc + Hex + HexNAc)
1267.355
1487.624
1829.236
1859.230
m/z

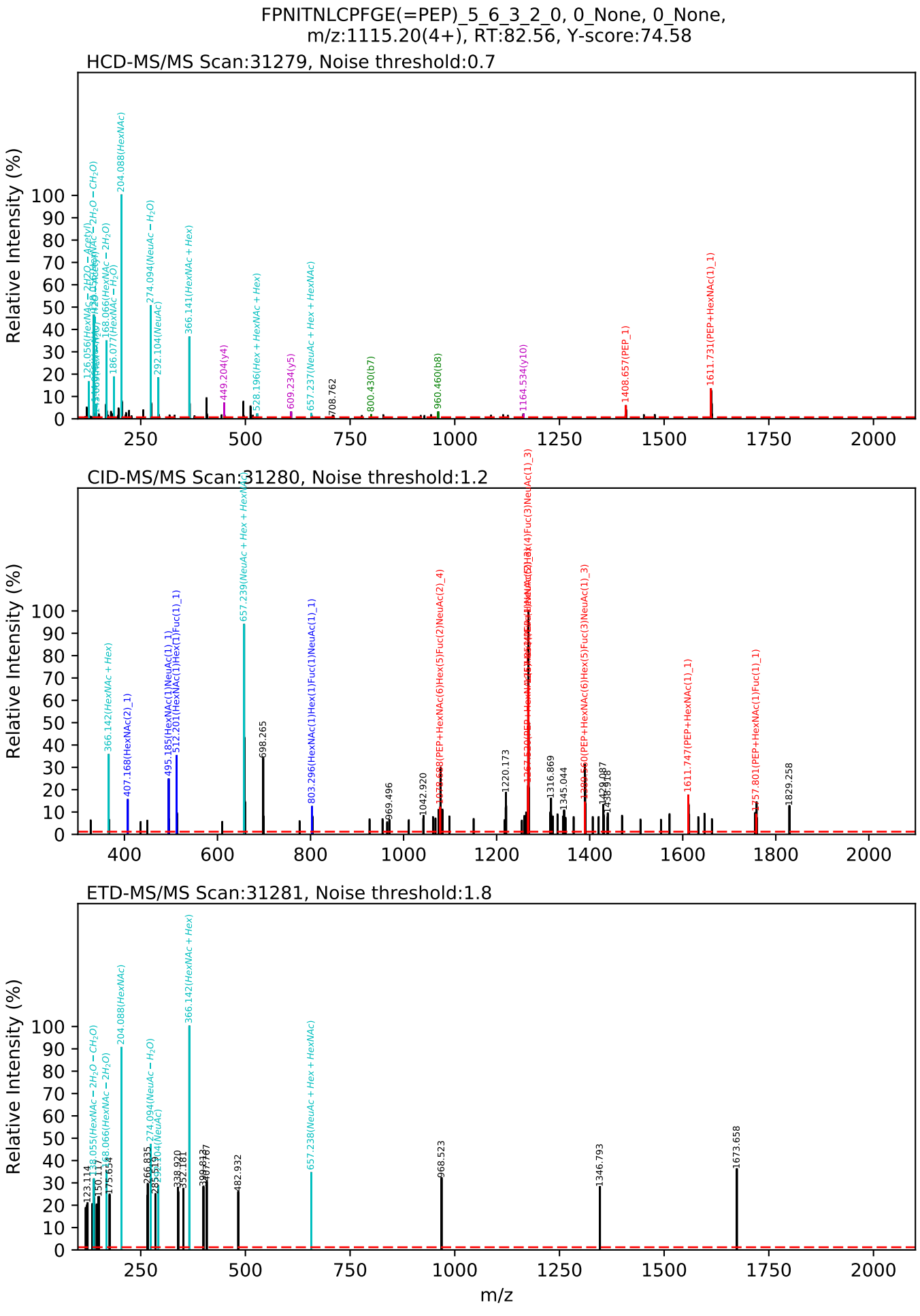
FPNITNLCPFGE(=PEP)_5_6_3_2_0, 0_None, 0_None,
m/z:1115.20(4+), RT:82.56, Y-score:74.58
HCD-MS/MS Scan:31279, Noise threshold:0.7
CID-MS/MS Scan:31280, Noise threshold:1.2
ETD-MS/MS Scan:31281, Noise threshold:1.8
Relative Intensity (%)
m/z

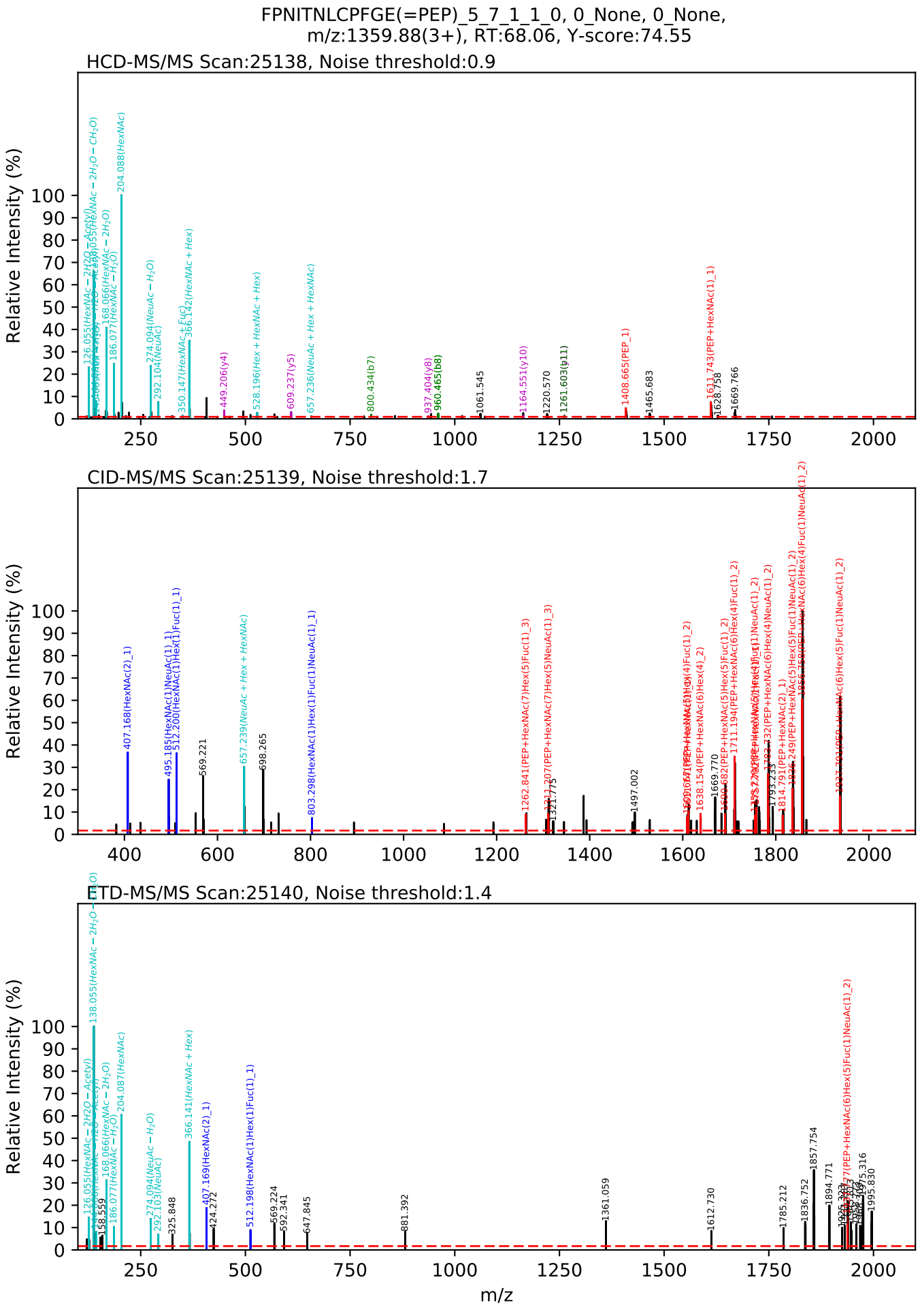
FPNITNLCPFGE(=PEP)_5_7_1_1_0, 0_None, 0_None,
m/z:1359.88(3+), RT:68.06, Y-score:74.55
HCD-MS/MS Scan:25138, Noise threshold:0.9
Relative Intensity (%)
CID-MS/MS Scan:25139, Noise threshold:1.7
Relative Intensity (%)
ETD-MS/MS Scan:25140, Noise threshold:1.4
Relative Intensity (%)
m/z

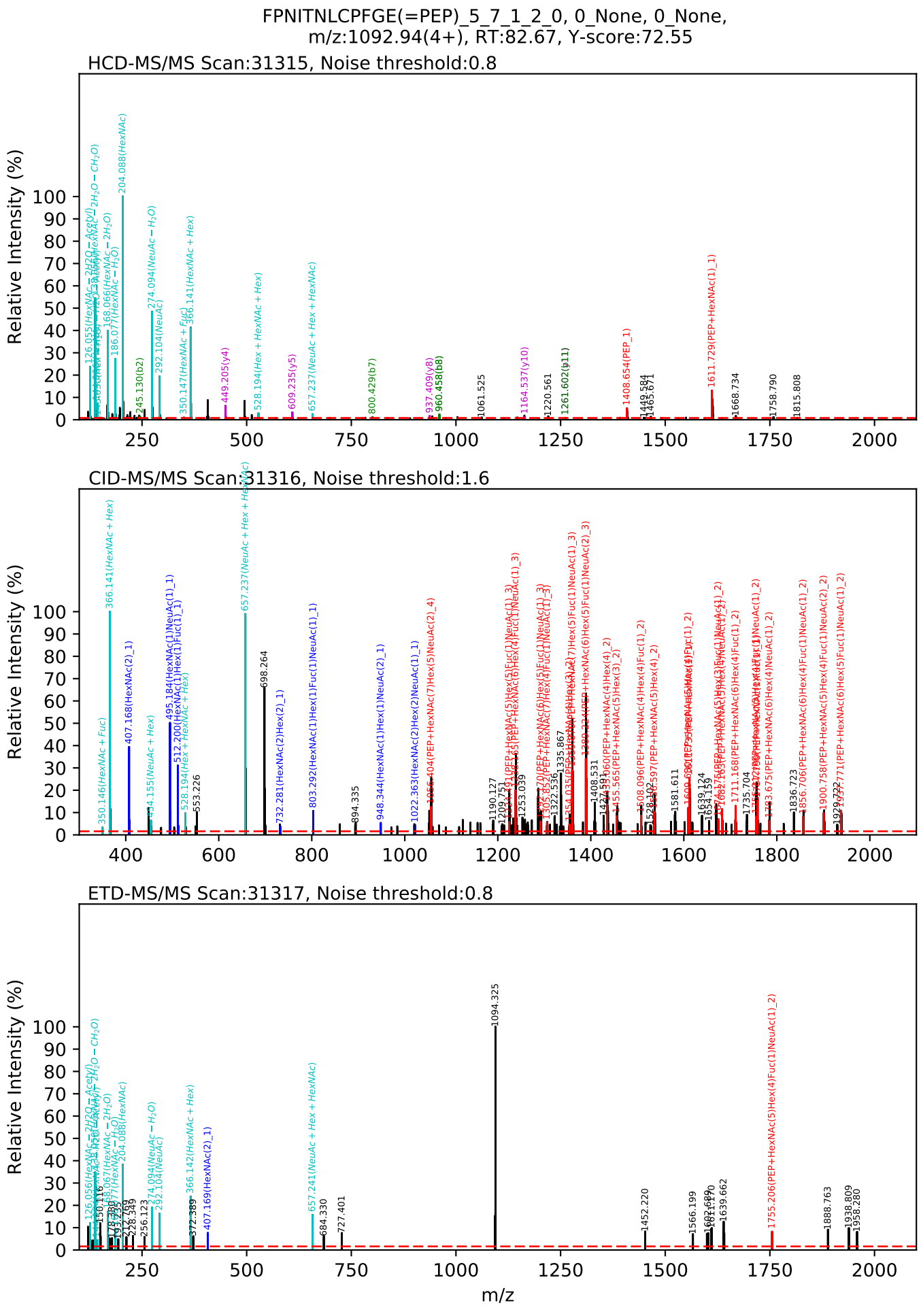
FPNITNLCPFGE(=PEP)_5_7_1_2_0, 0_None, 0_None,
m/z:1092.94(4+), RT:82.67, Y-score:72.55
HCD-MS/MS Scan:31315, Noise threshold:0.8
CID-MS/MS Scan:31316, Noise threshold:1.6
ETD-MS/MS Scan:31317, Noise threshold:0.8
Relative Intensity (%)
m/z

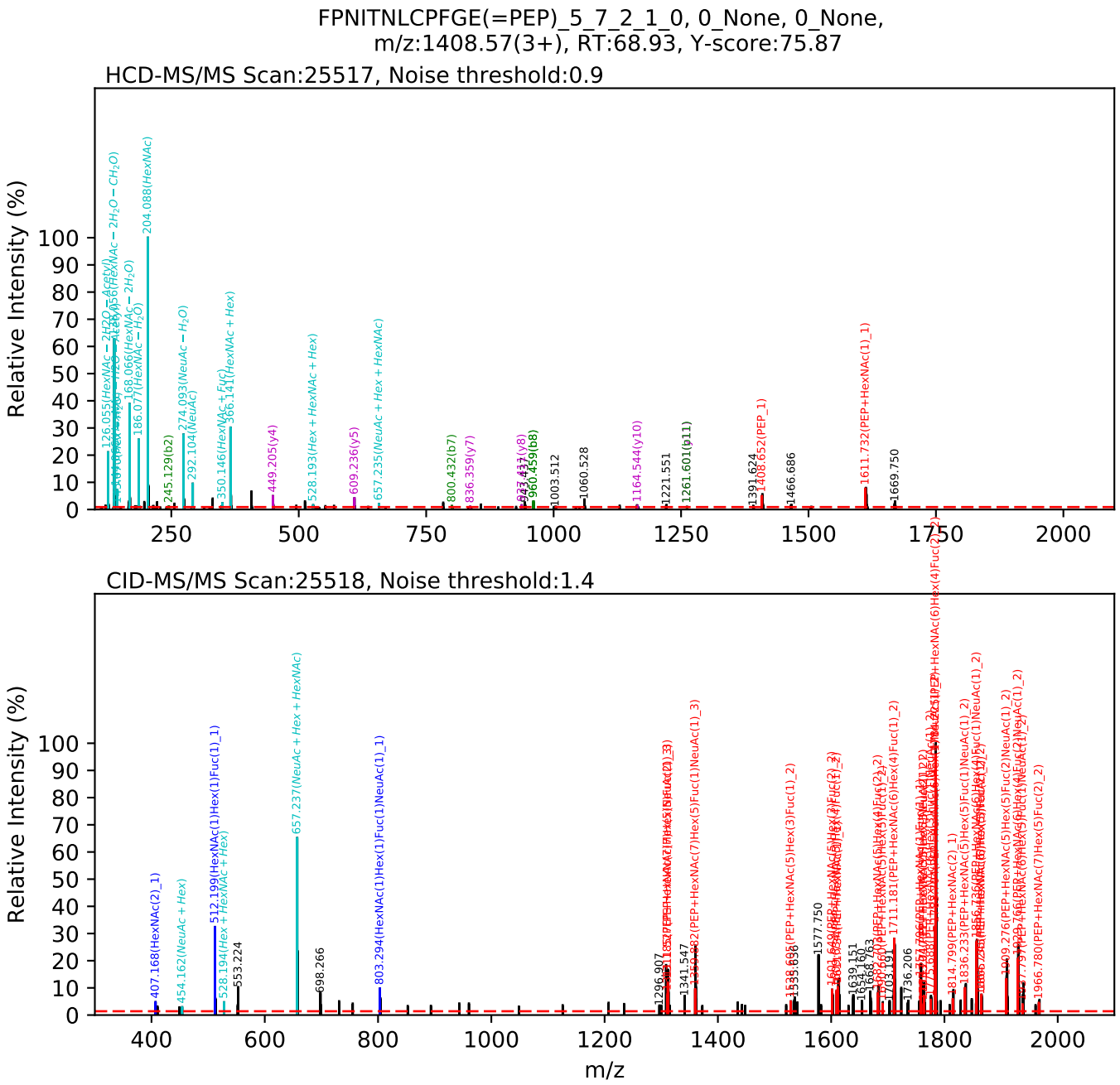
FPNITNLCPFGE(=PEP)_5_7_2_1_0, 0_None, 0_None,
m/z:1408.57(3+), RT:68.93, Y-score:75.87
HCD-MS/MS Scan:25517, Noise threshold:0.9
Relative Intensity (%)
245.129(b2)
274.093(NeuAc − H2O)
292.104(NeuAc)
350.146(HexNAc + Fuc)
449.205(y4)
528.193(Hex + HexNAc + Hex)
609.236(y5)
657.235(NeuAc + Hex + HexNAc)
800.432(b7)
836.359(y7)
1003.512
1060.528
1164.544(y10)
1221.551
1261.601(b11)
1391.624
1466.686
1611.732(PEP+HexNAc(1)_1)
1669.750
CID-MS/MS Scan:25518, Noise threshold:1.4
Relative Intensity (%)
407.168(HexNAc(2)_1)
454.162(NeuAc + Hex)
512.199(HexNAc(1)Hex(1)Fuc(1)_1)
528.194(Hex + HexNAc + Hex)
553.224
657.237(NeuAc + Hex + HexNAc)
698.266
803.294(HexNAc(1)Hex(1)Fuc(1)NeuAc(1)_1)
1296.907
1341.547
1577.750
1639.151
1711.161(PEP+HexNAc(6)Hex(4)Fuc(1)_2)
1736.206
1814.799(PEP+HexNAc(2)_1)
1836.233(PEP+HexNAc(5)Hex(5)Fuc(1)NeuAc(1)_2)
1966.780(PEP+HexNAc(7)Hex(5)Fuc(2)_2)
m/z

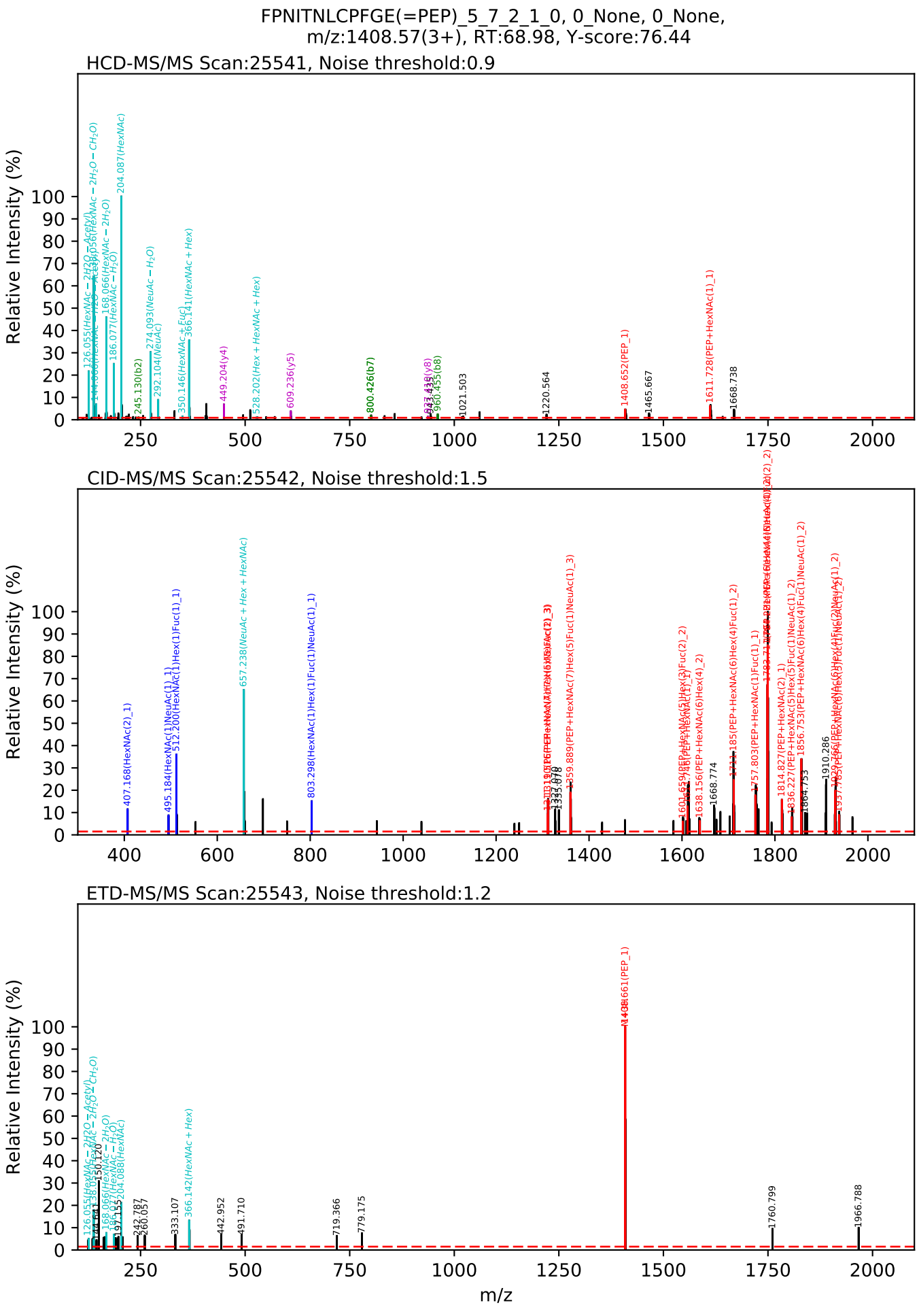
FPNITNLCPFGE(=PEP)_5_7_2_1_0, 0_None, 0_None,
m/z:1408.57(3+), RT:68.98, Y-score:76.44
HCD-MS/MS Scan:25541, Noise threshold:0.9
CID-MS/MS Scan:25542, Noise threshold:1.5
ETD-MS/MS Scan:25543, Noise threshold:1.2
Relative Intensity (%)
m/z

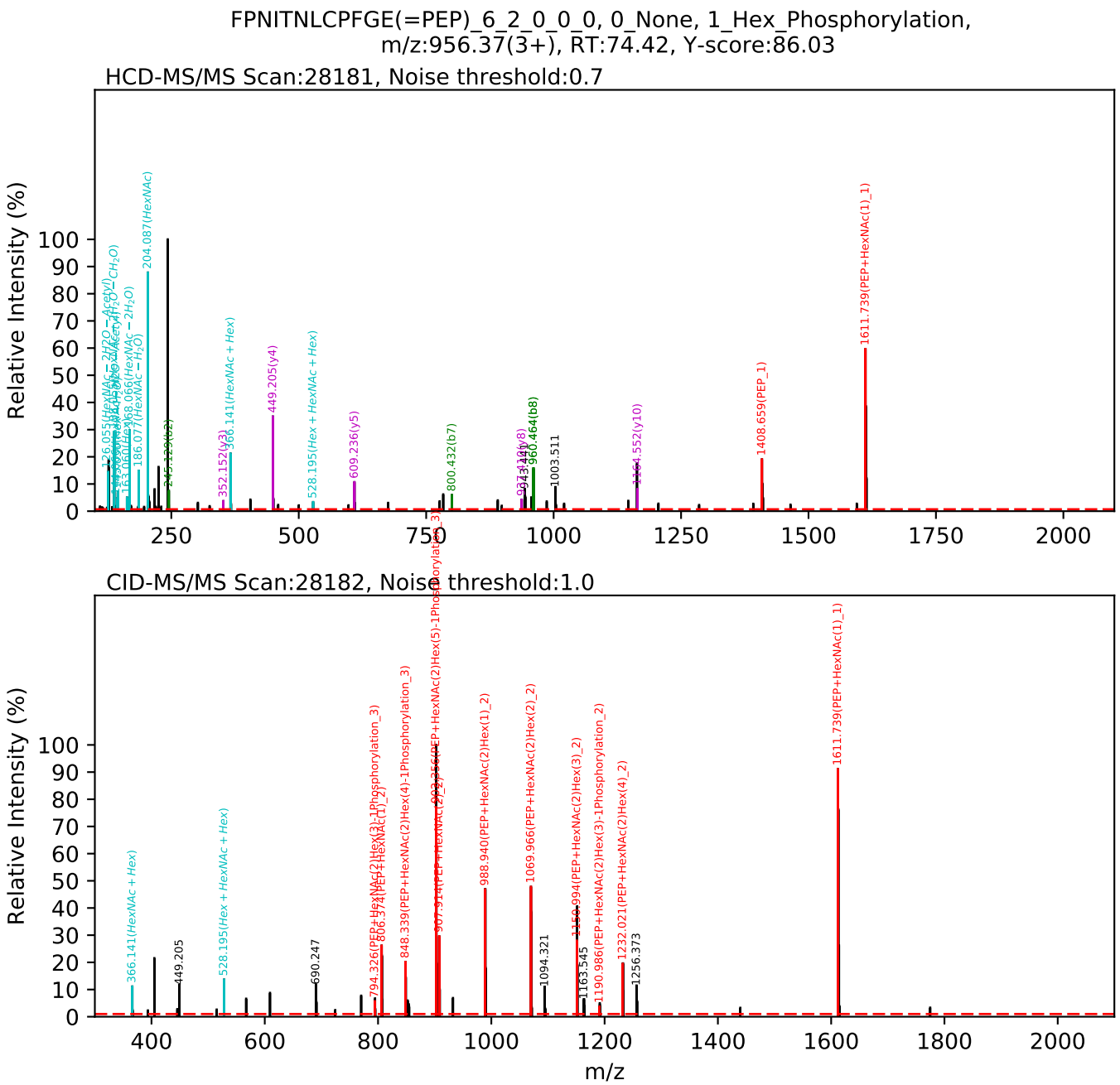
FPNITNLCPFGE(=PEP)_6_2_0_0_0, 0_None, 1_Hex_Phosphorylation,
m/z:956.37(3+), RT:74.42, Y-score:86.03
HCD-MS/MS Scan:28181, Noise threshold:0.7
Relative Intensity (%)
204.087(HexNAc)
352.152(y3)
366.141(HexNAc + Hex)
449.205(y4)
528.195(Hex + HexNAc + Hex)
609.236(y5)
800.432(b7)
960.464(b8)
1003.511
1408.659(PEP_1)
1611.739(PEP+HexNAc(1)_1)
CID-MS/MS Scan:28182, Noise threshold:1.0
Relative Intensity (%)
366.141(HexNAc + Hex)
449.205
528.195(Hex + HexNAc + Hex)
690.247
794.326(PEP+HexNAc(1)_2)
806.374(PEP+HexNAc(1)_2)
848.339(PEP+HexNAc(2)Hex(4)-1Phosphorylation_3)
907.314(PEP+HexNAc(2)Hex(5)-1Phosphorylation_3)
988.940(PEP+HexNAc(2)Hex(1)_2)
1069.966(PEP+HexNAc(2)Hex(2)_2)
1094.321
1150.994(PEP+HexNAc(2)Hex(3)_2)
1163.545
1190.986(PEP+HexNAc(2)Hex(3)-1Phosphorylation_2)
1232.021(PEP+HexNAc(2)Hex(4)_2)
1256.373
1611.739(PEP+HexNAc(1)_1)
m/z

FPNITNLCPFGE(=PEP)_6_2_0_0_0, 0_None, 1_Hex_Phosphorylation,
m/z:956.37(3+), RT:74.47, Y-score:84.78

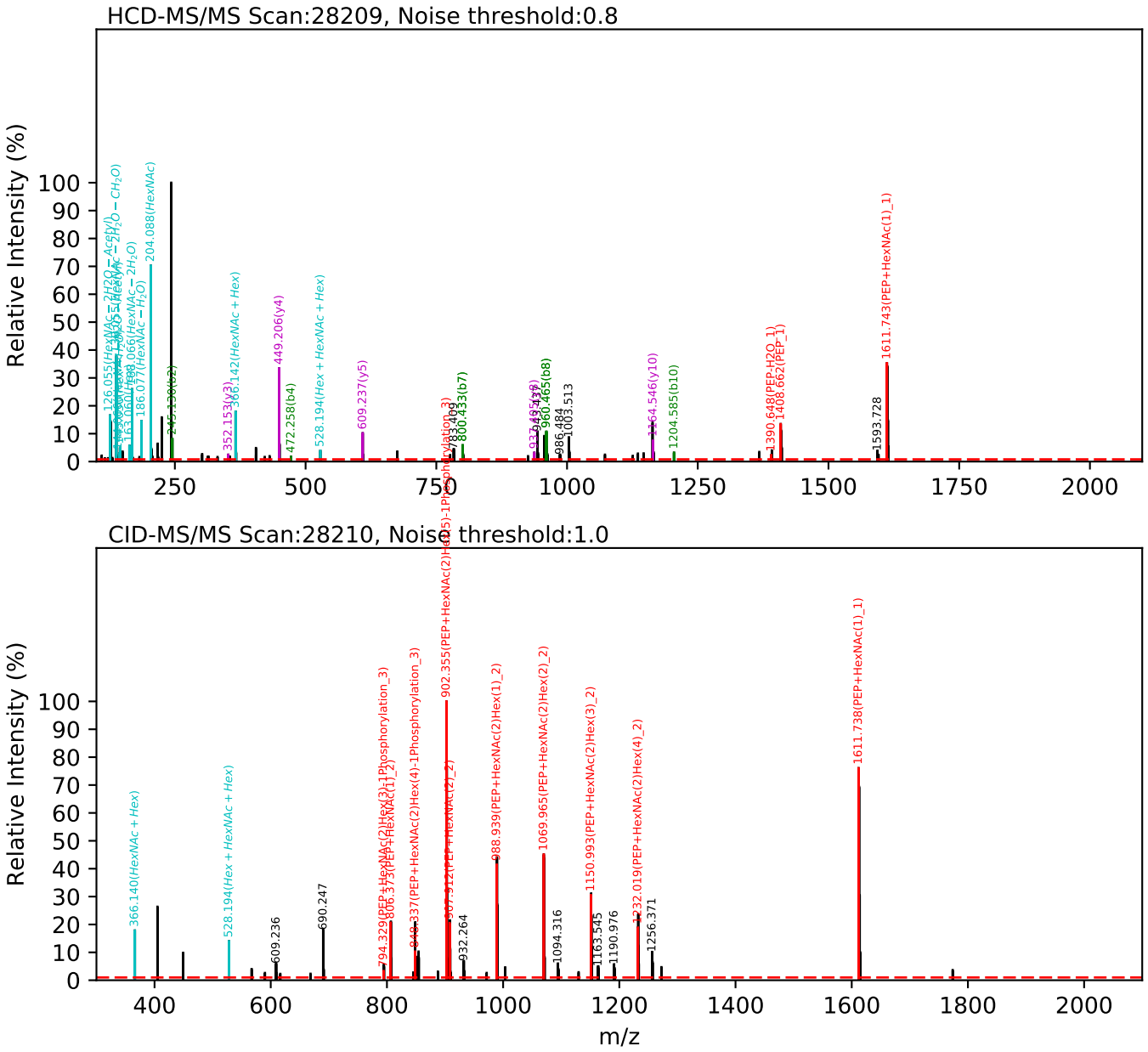

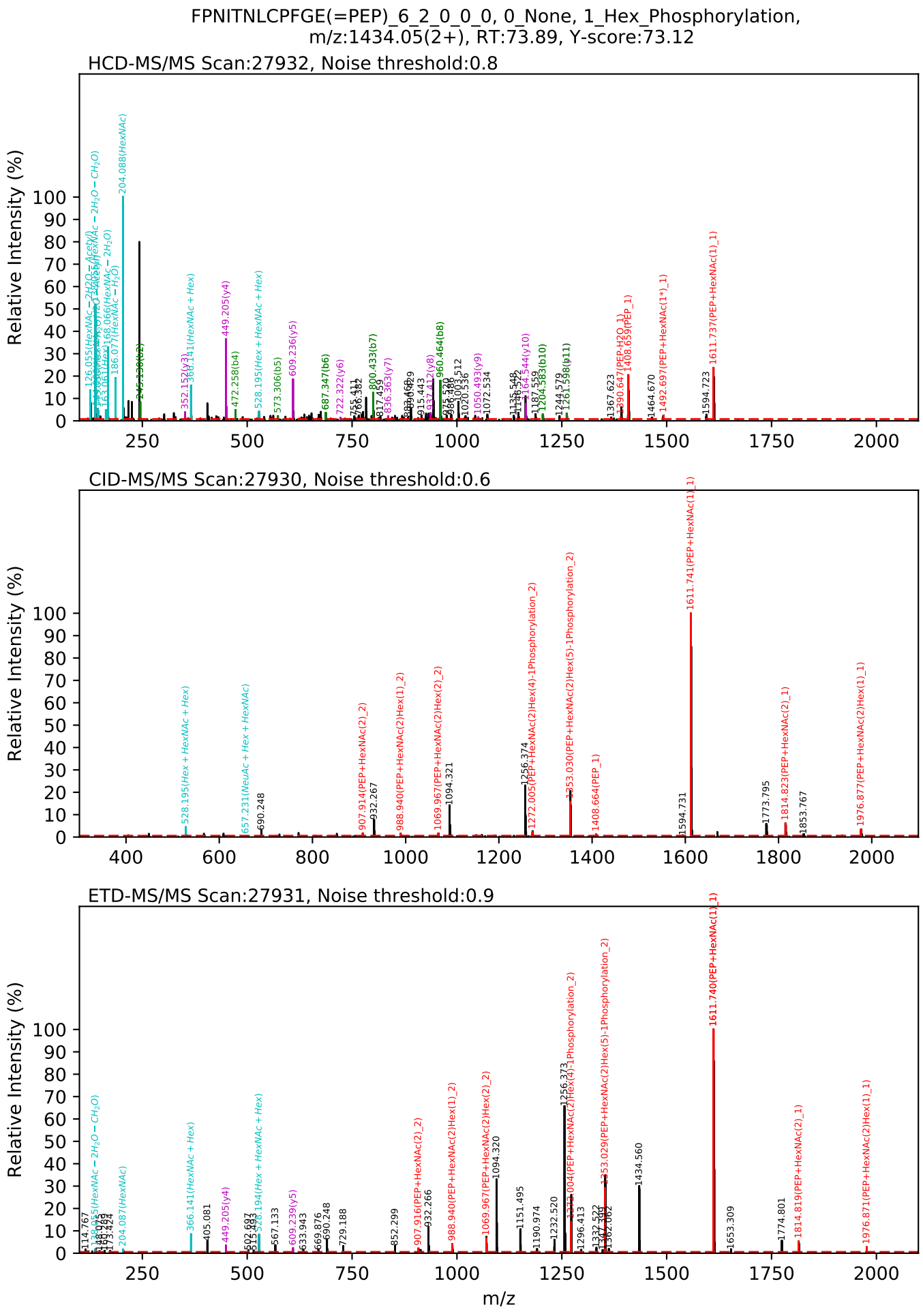
FPNITNLCPFGE(=PEP)_6_2_0_0_0, 0_None, 1_Hex_Phosphorylation,
m/z:1434.05(2+), RT:73.89, Y-score:73.12
HCD-MS/MS Scan:27932, Noise threshold:0.8
CID-MS/MS Scan:27930, Noise threshold:0.6
ETD-MS/MS Scan:27931, Noise threshold:0.9
Relative Intensity (%)
m/z

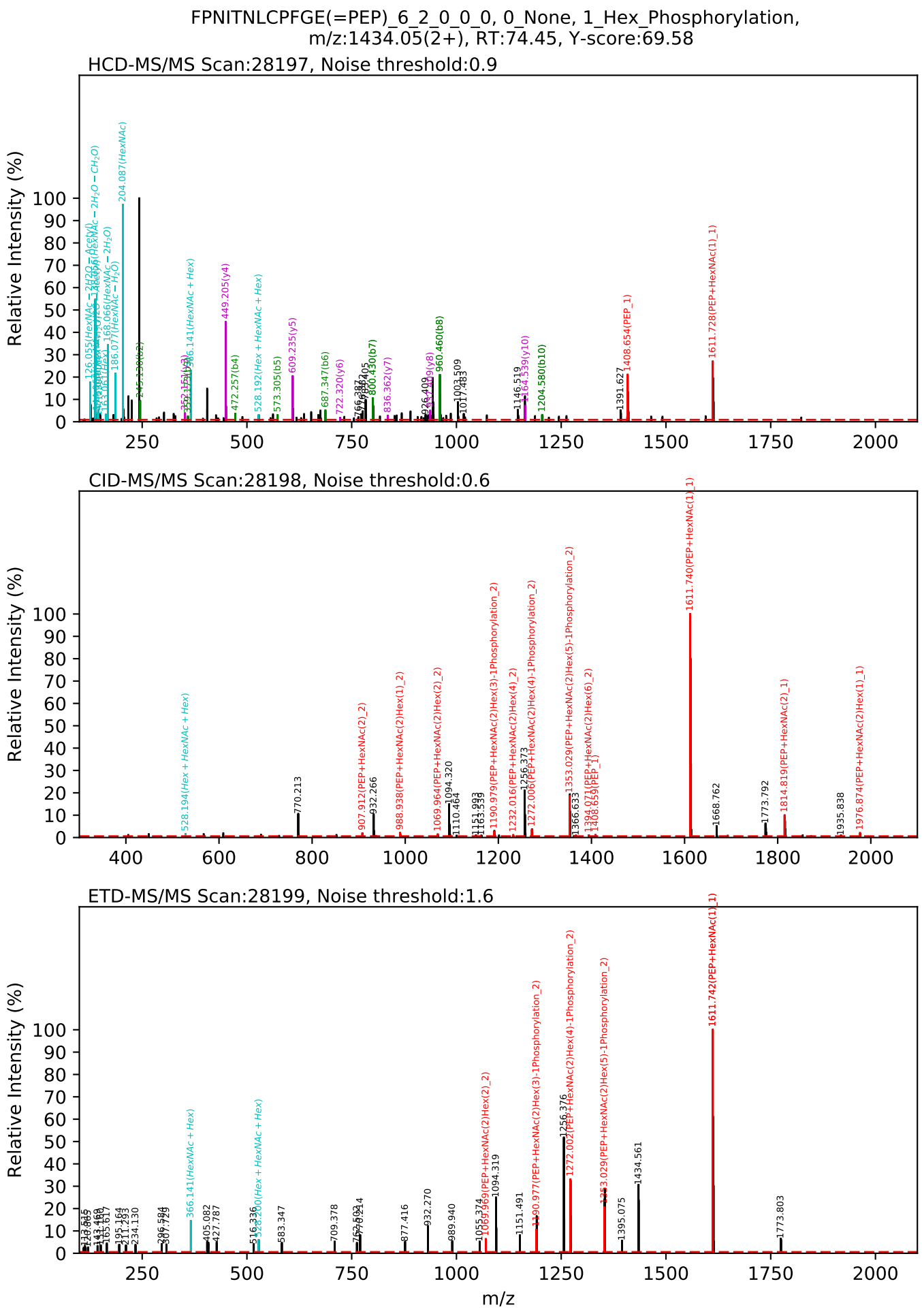
FPNITNLCPFGE(=PEP)_6_2_0_0_0, 0_None, 1_Hex_Phosphorylation,
m/z:1434.05(2+), RT:74.45, Y-score:69.58
HCD-MS/MS Scan:28197, Noise threshold:0.9
Relative Intensity (%)
204.087(HexNAc)
366.141(HexNAc + Hex)
449.205(y4)
528.192(Hex + HexNAc + Hex)
609.235(y5)
687.347(b6)
722.320(y6)
836.362(y7)
960.460(b8)
1611.728(PEP+HexNAc(1)_1)
1408.654(PEP_1)
CID-MS/MS Scan:28198, Noise threshold:0.6
Relative Intensity (%)
528.194(Hex + HexNAc + Hex)
770.213
907.912(PEP+HexNAc(2)_2)
932.266
988.938(PEP+HexNAc(2)Hex(1)_2)
1069.964(PEP+HexNAc(2)Hex(2)_2)
1094.320
1190.979(PEP+HexNAc(2)Hex(3)-1Phosphorylation_2)
1232.016(PEP+HexNAc(2)Hex(4)_2)
1272.006(PEP+HexNAc(2)Hex(4)-1Phosphorylation_2)
1353.029(PEP+HexNAc(2)Hex(5)-1Phosphorylation_2)
1611.740(PEP+HexNAc(1)_1)
1668.762
1773.792
1814.819(PEP+HexNAc(2)_1)
1935.838
1976.874(PEP+HexNAc(2)Hex(1)_1)
ETD-MS/MS Scan:28199, Noise threshold:1.6
Relative Intensity (%)
366.141(HexNAc + Hex)
528.200(Hex + HexNAc + Hex)
583.347
709.378
877.416
932.270
989.940
1094.319
1151.491
1256.376
1272.002(PEP+HexNAc(2)Hex(4)-1Phosphorylation_2)
1353.029(PEP+HexNAc(2)Hex(5)-1Phosphorylation_2)
1395.075
1434.561
1611.742(PEP+HexNAc(1)_1)
1773.803
m/z

FPNITNLCPFGE(=PEP)_6_3_0_0_0, 0_None, 1_Hex_Phosphorylation,
m/z:1024.06(3+), RT:74.30, Y-score:76.82

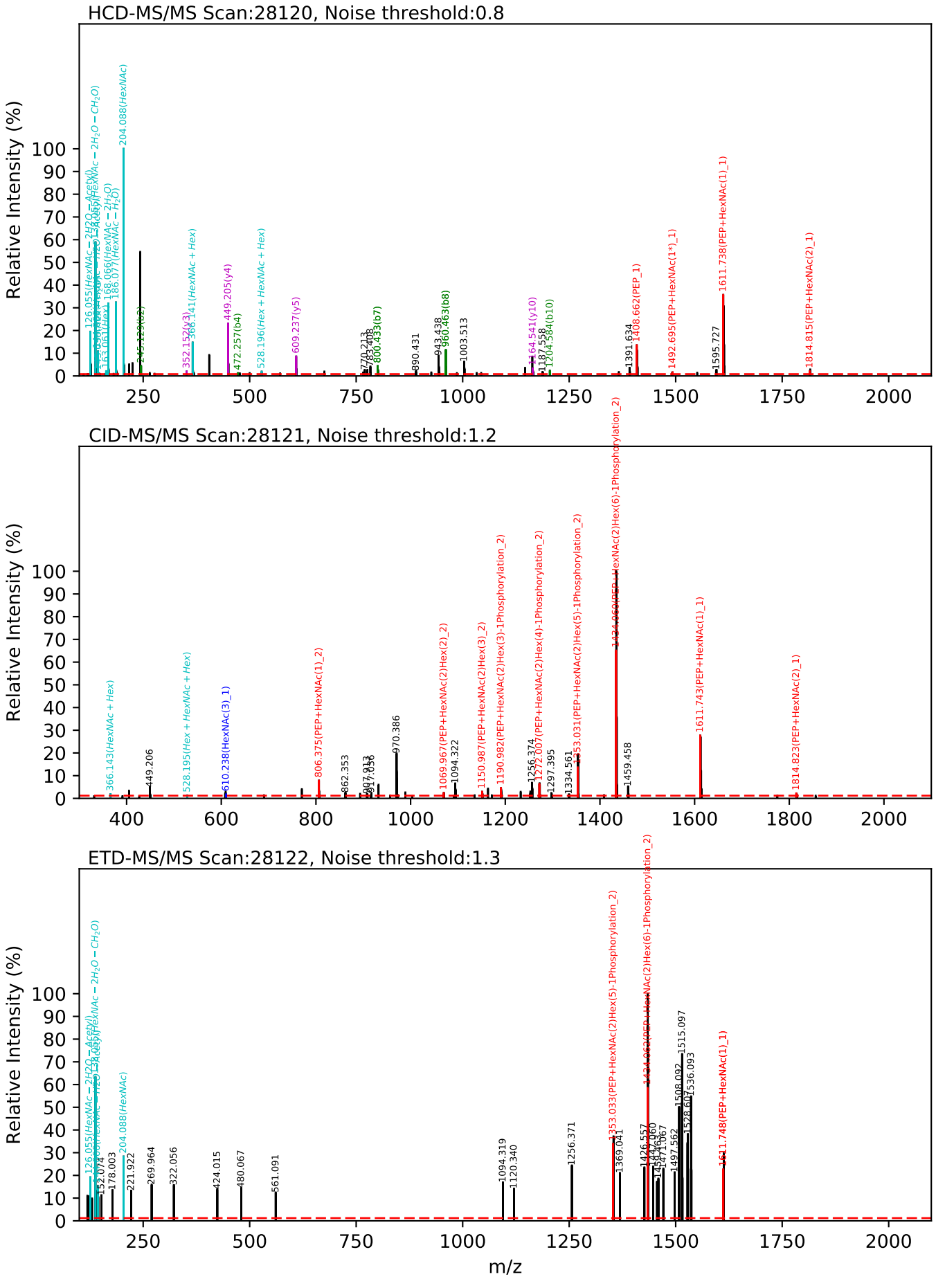

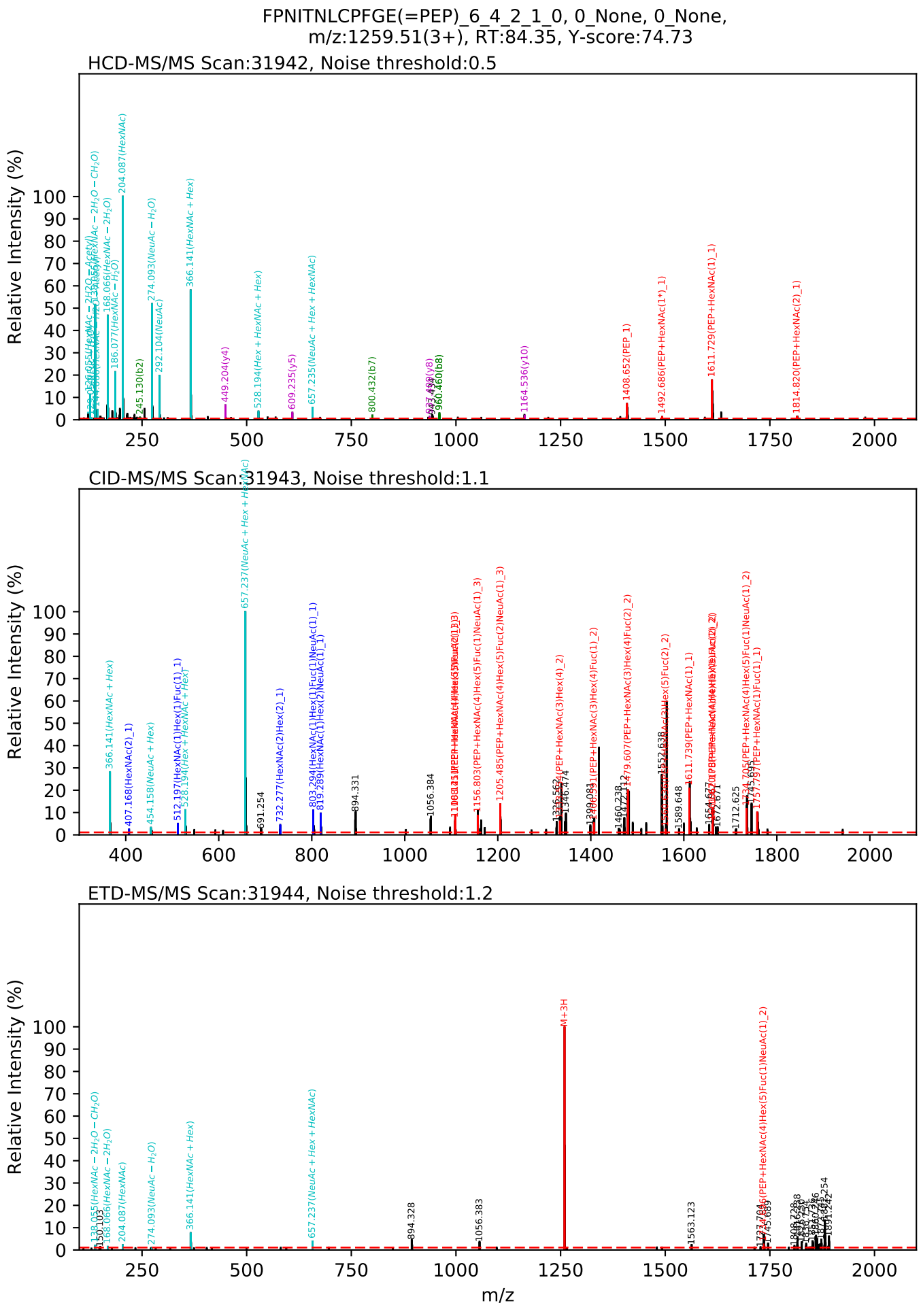
FPNITNLCPFGE(=PEP)_6_4_2_1_0, 0_None, 0_None,
m/z:1259.51(3+), RT:84.35, Y-score:74.73
HCD-MS/MS Scan:31942, Noise threshold:0.5
CID-MS/MS Scan:31943, Noise threshold:1.1
ETD-MS/MS Scan:31944, Noise threshold:1.2
Relative Intensity (%)
m/z
M+3H
366.141(HexNAc + Hex)
204.087(HexNAc)
274.093(NeuAc − H2O)
292.104(NeuAc)
449.204(y4)
528.194(Hex + HexNAc + Hex)
609.235(y5)
657.235(NeuAc + Hex + HexNAc)
800.432(b7)
1164.536(y10)
1408.652(PEP_1)
1492.686(PEP+HexNAc(1*)_1)
1611.729(PEP+HexNAc(1)_1)
1814.820(PEP+HexNAc(2)_1)
657.237(NeuAc + Hex + HexNAc)
407.168(HexNAc(2)_1)
454.158(NeuAc + Hex)
512.197(HexNAc(1)Hex(1)Fuc(1)_1)
732.277(HexNAc(2)Hex(2)_1)
803.294(HexNAc(1)Hex(1)Fuc(1)NeuAc(1)_1)
819.289(HexNAc(1)Hex(2)NeuAc(1)_1)
894.331
1056.384
1156.803(PEP+HexNAc(4)Hex(5)Fuc(1)NeuAc(1)_3)
1205.485(PEP+HexNAc(4)Hex(5)Fuc(2)NeuAc(1)_3)
1326.562(PEP+HexNAc(3)Hex(4)_2)
1398.081(PEP+HexNAc(3)Hex(4)Fuc(1)_2)
1479.607(PEP+HexNAc(3)Hex(4)Fuc(2)_2)
1589.648
1611.739(PEP+HexNAc(1)_1)
1705(PEP+HexNAc(4)Hex(5)Fuc(1)NeuAc(1)_2)
1757.997(PEP+HexNAc(1)Fuc(1)_1)
894.328
1056.383
1563.123
1745.689

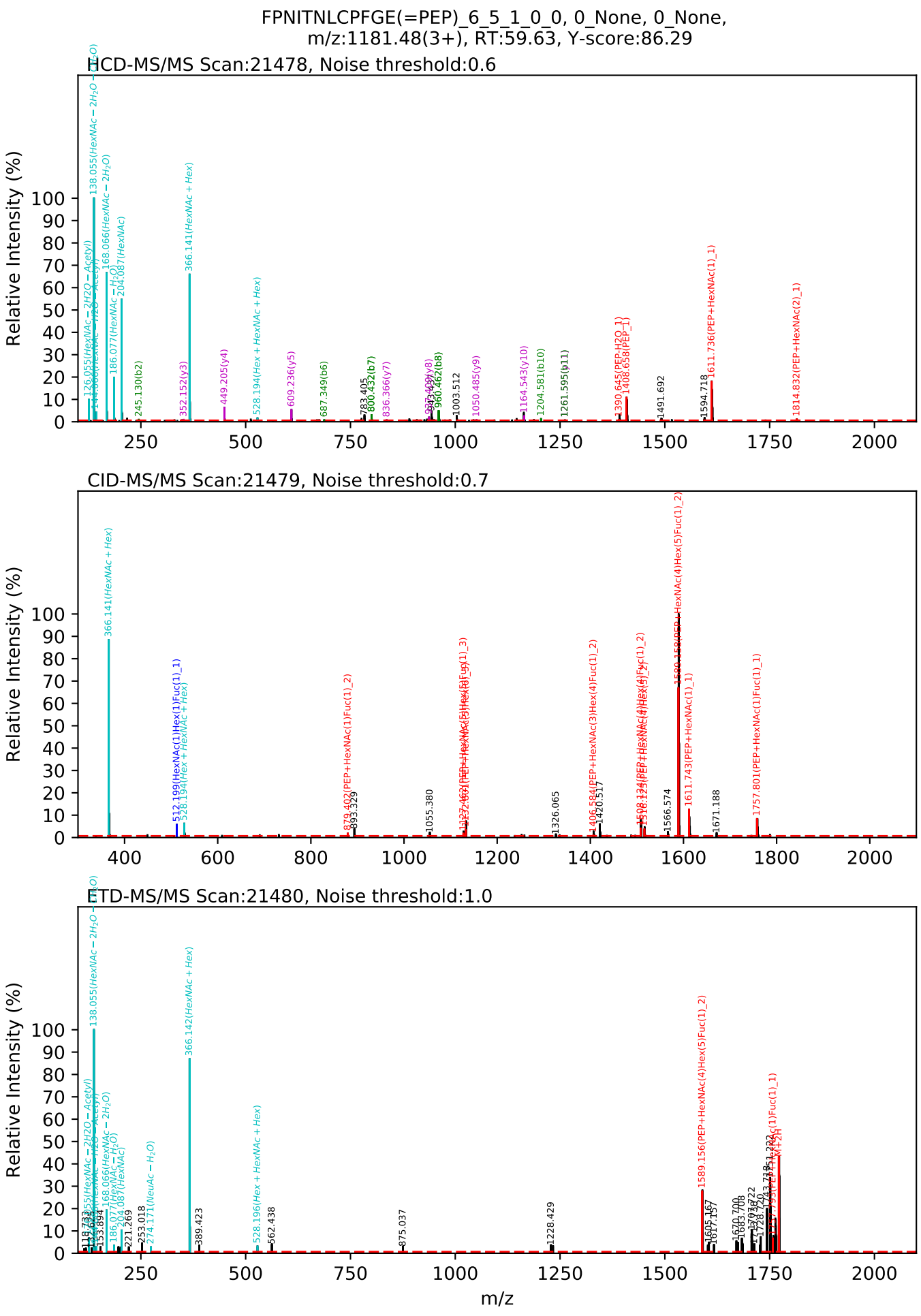
FPNITNLCPFGE(=PEP)_6_5_1_0_0, 0_None, 0_None,
m/z:1181.48(3+), RT:59.63, Y-score:86.29
HCD-MS/MS Scan:21478, Noise threshold:0.6
Relative Intensity (%)
CID-MS/MS Scan:21479, Noise threshold:0.7
Relative Intensity (%)
ETD-MS/MS Scan:21480, Noise threshold:1.0
Relative Intensity (%)
m/z

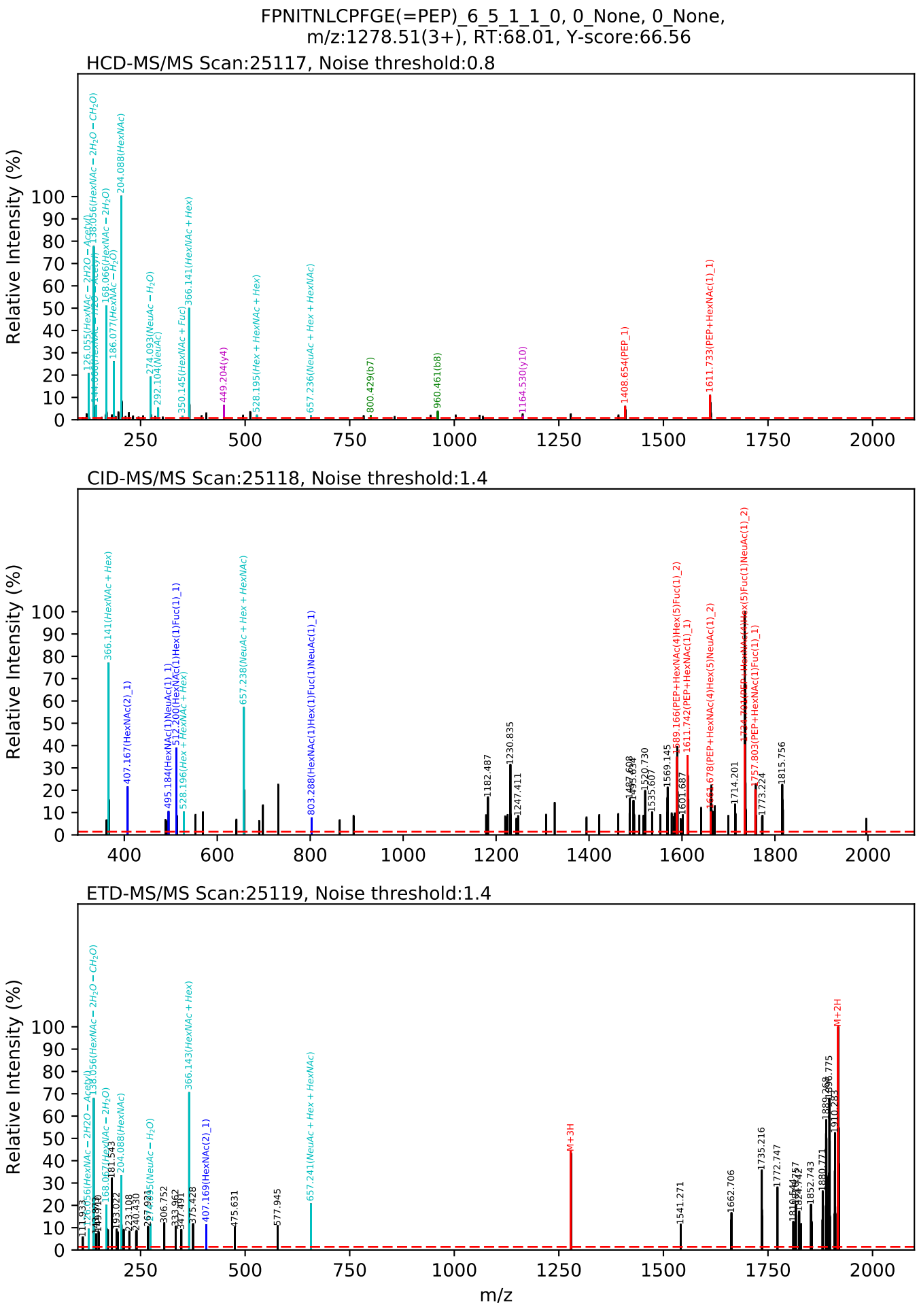
FPNITNLCPFGE(=PEP)_6_5_1_1_1_0, 0_None, 0_None,
m/z:1278.51(3+), RT:68.01, Y-score:66.56
HCD-MS/MS Scan:25117, Noise threshold:0.8
Relative Intensity (%)
204.088(HexNAc)
366.141(HexNAc + Hex)
274.093(NeuAc − H2O)
292.104(NeuAc)
350.145(HexNAc + Fuc)
449.204(y4)
528.195(Hex + HexNAc + Hex)
657.236(NeuAc + Hex + HexNAc)
800.429(b7)
960.461(b8)
1164.530(y10)
1408.654(PEP_1)
1611.733(PEP+HexNAc(1)_1)
CID-MS/MS Scan:25118, Noise threshold:1.4
Relative Intensity (%)
366.141(HexNAc + Hex)
407.167(HexNAc(2)_1)
495.184(HexNAc(1)NeuAc(1)_1)
512.200(HexNAc(1)Hex(1)Fuc(1)_1)
528.196(Hex + HexNAc + Hex)
657.238(NeuAc + Hex + HexNAc)
803.288(HexNAc(1)Hex(1)Fuc(1)NeuAc(1)_1)
1182.487
1230.835
1247.411
1520.730
1535.607
1569.145
1589.166(PEP+HexNAc(4)Hex(5)Fuc(1)_2)
1601.687
1611.742(PEP+HexNAc(1)_1)
1661.678(PEP+HexNAc(4)Hex(5)NeuAc(1)_2)
1714.201
1757.803(PEP+HexNAc(1)Fuc(1)_1)
1773.224
1815.756
ETD-MS/MS Scan:25119, Noise threshold:1.4
Relative Intensity (%)
204.088(HexNAc)
366.143(HexNAc + Hex)
407.169(HexNAc(2)_1)
657.241(NeuAc + Hex + HexNAc)
M+3H
1541.271
1662.706
1735.216
1772.747
1852.743
M+2H
m/z

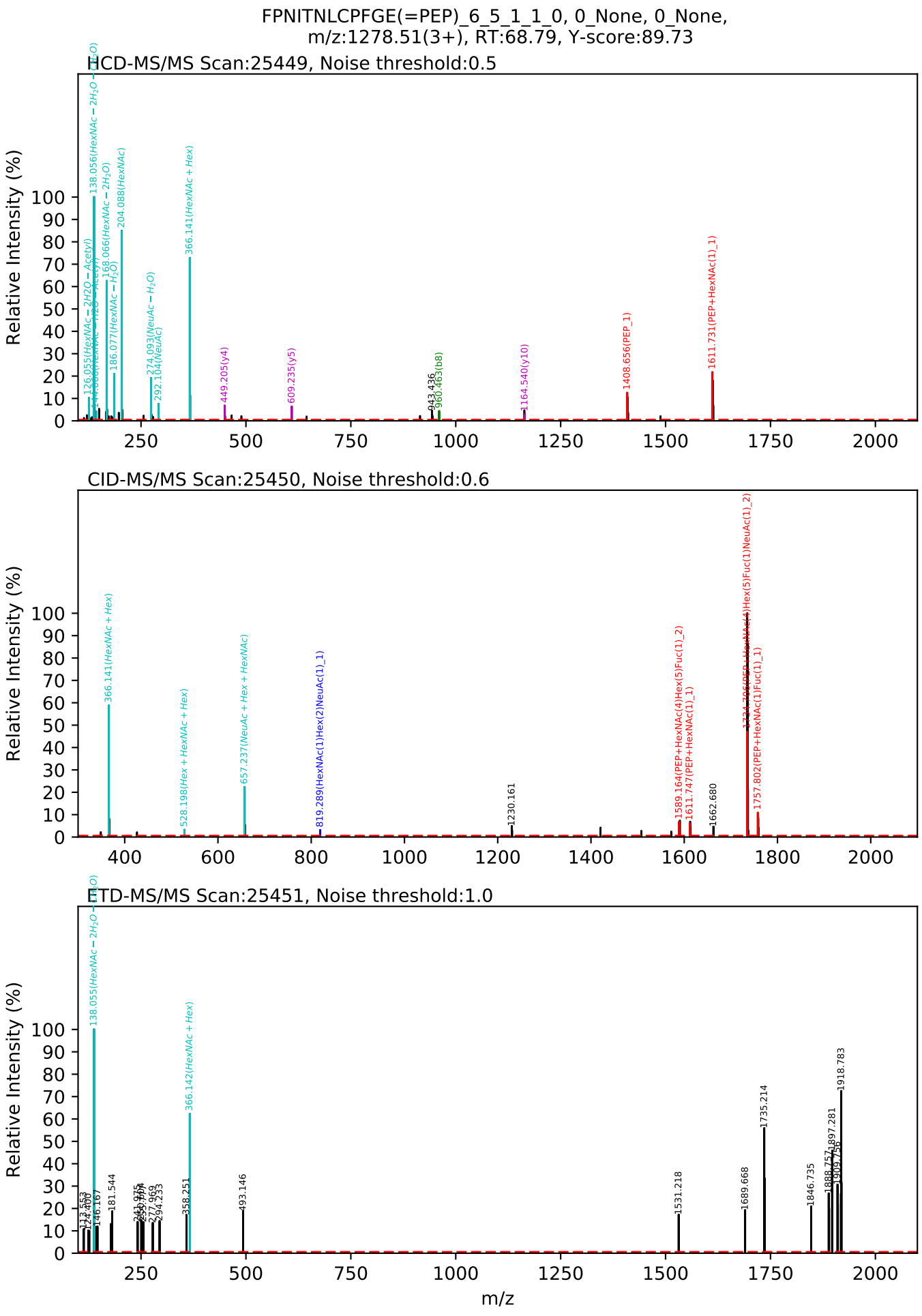
FPNITNLCPFGE(=PEP)_6_5_1_1_0, 0_None, 0_None,
m/z:1278.51(3+), RT:68.79, Y-score:89.73
HCD-MS/MS Scan:25449, Noise threshold:0.5
Relative Intensity (%)
138.056(HexNAc − 2H2O)
204.088(HexNAc)
366.141(HexNAc + Hex)
274.093(NeuAc − H2O)
292.104(NeuAc)
449.205(y4)
609.235(y5)
943.436
960.463(b8)
1164.540(y10)
1408.656(PEP_1)
1611.731(PEP+HexNAc(1)_1)
CID-MS/MS Scan:25450, Noise threshold:0.6
Relative Intensity (%)
366.141(HexNAc + Hex)
528.198(Hex + HexNAc + Hex)
657.237(NeuAc + Hex + HexNAc)
819.289(HexNAc(1)Hex(2)NeuAc(1)_1)
1230.161
1589.164(PEP+HexNAc(4)Hex(5)Fuc(1)_2)
1611.747(PEP+HexNAc(1)_1)
1662.680
1757.802(PEP+HexNAc(1)Fuc(1)_1)
ETD-MS/MS Scan:25451, Noise threshold:1.0
Relative Intensity (%)
138.055(HexNAc − 2H2O)
366.142(HexNAc + Hex)
181.544
358.251
493.146
1531.218
1689.668
1735.214
1846.735
1897.281
1918.783
m/z

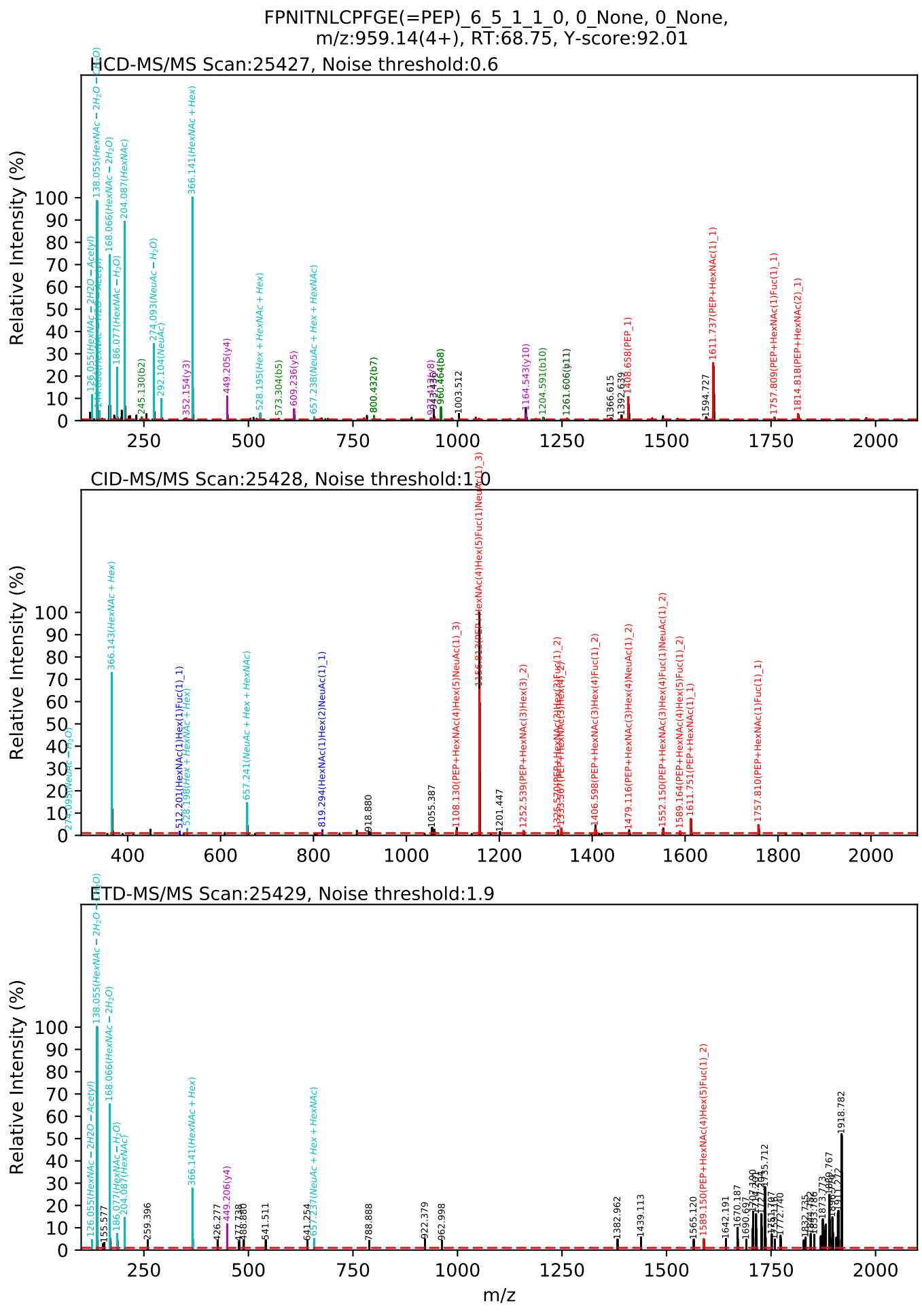
FPNITNLCPFGE(=PEP)_6_5_1_1_0, 0_None, 0_None,
m/z:959.14(4+), RT:68.75, Y-score:92.01
HCD-MS/MS Scan:25427, Noise threshold:0.6
CID-MS/MS Scan:25428, Noise threshold:1.0
ETD-MS/MS Scan:25429, Noise threshold:1.9
Relative Intensity (%)
m/z

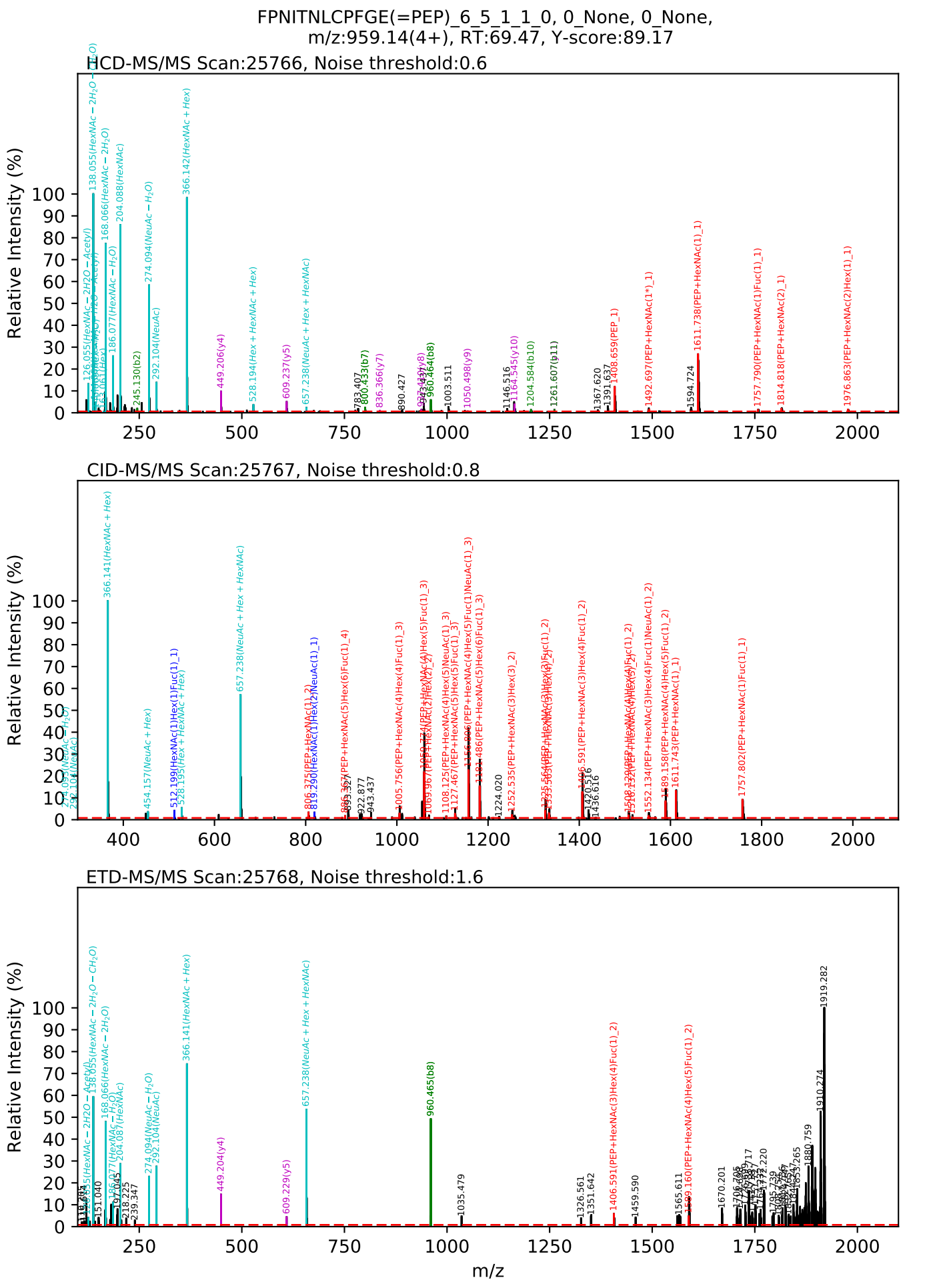
FPNITNLCPFGE(=PEP)_6_5_1_1_0, 0_None, 0_None,
m/z:959.14(4+), RT:69.47, Y-score:89.17
HCD-MS/MS Scan:25766, Noise threshold:0.6
CID-MS/MS Scan:25767, Noise threshold:0.8
ETD-MS/MS Scan:25768, Noise threshold:1.6
Relative Intensity (%)
m/z

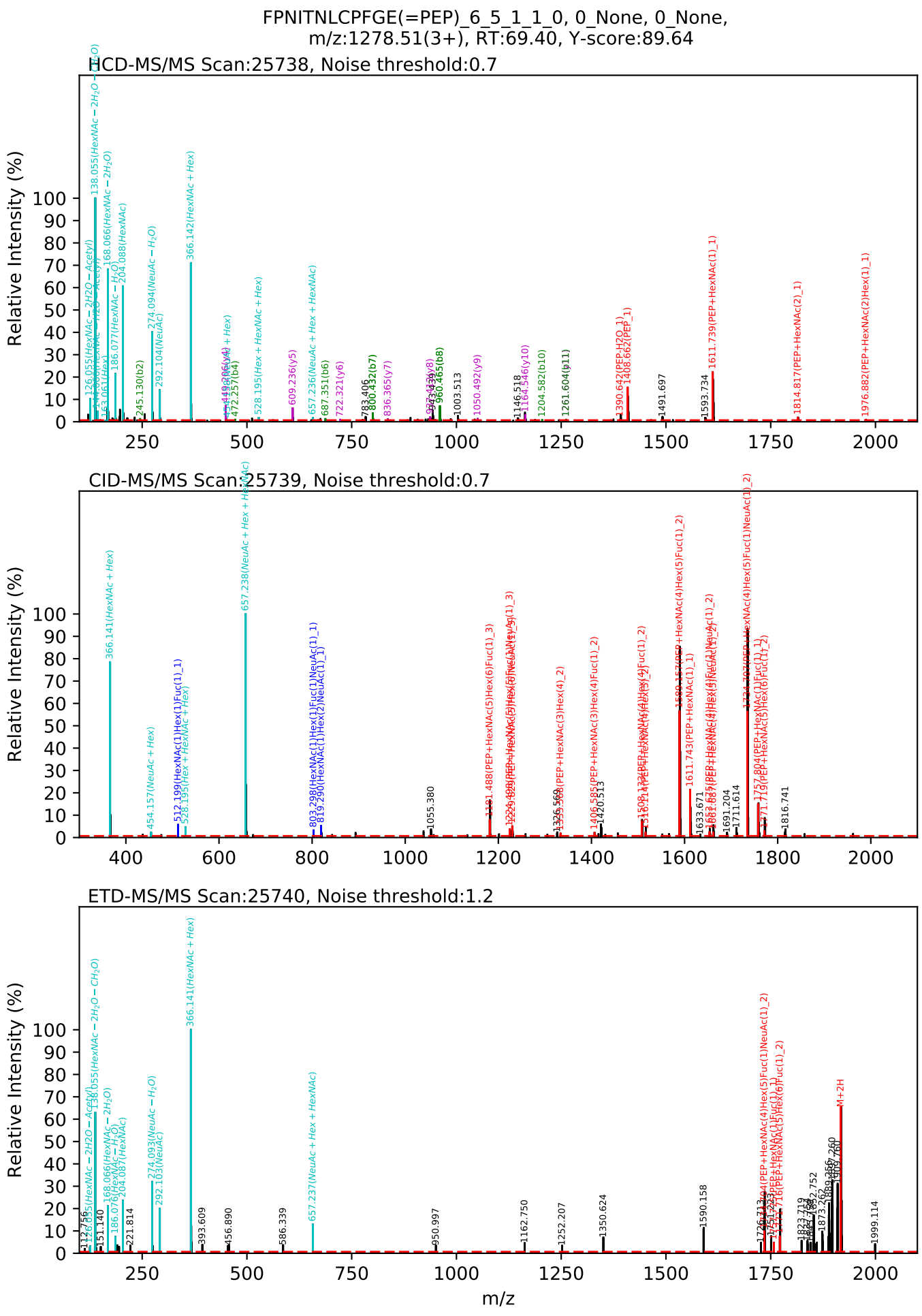
FPNITNLCPFGE(=PEP)_6_5_1_1_0, 0_None, 0_None,
m/z:1278.51(3+), RT:69.40, Y-score:89.64
HCD-MS/MS Scan:25738, Noise threshold:0.7
CID-MS/MS Scan:25739, Noise threshold:0.7
ETD-MS/MS Scan:25740, Noise threshold:1.2
Relative Intensity (%)
m/z

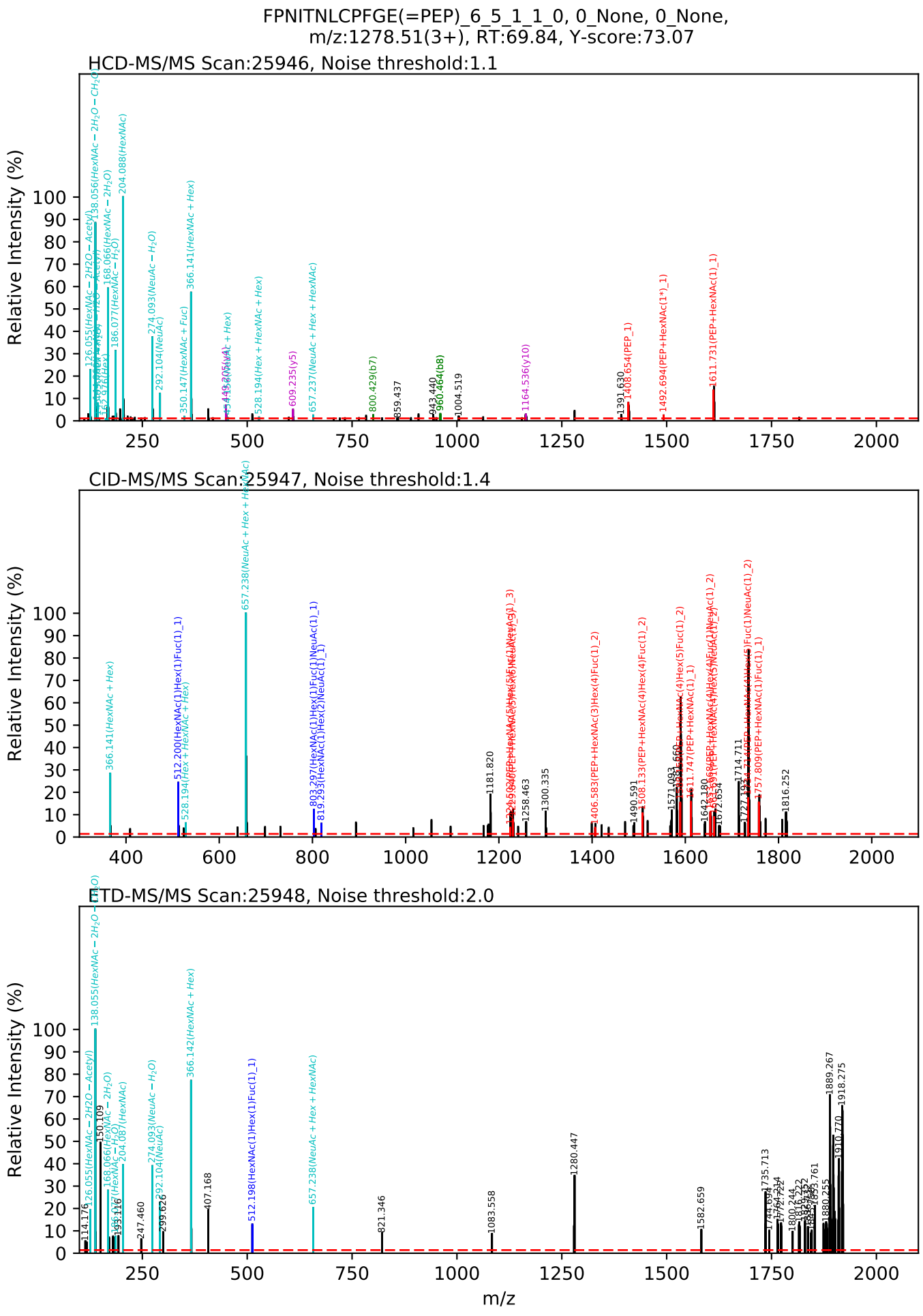
FPNITNLCPFGE(=PEP)_6_5_1_1_0, 0_None, 0_None,
m/z:1278.51(3+), RT:69.84, Y-score:73.07
HCD-MS/MS Scan:25946, Noise threshold:1.1
CID-MS/MS Scan:25947, Noise threshold:1.4
ETD-MS/MS Scan:25948, Noise threshold:2.0
Relative Intensity (%)
m/z

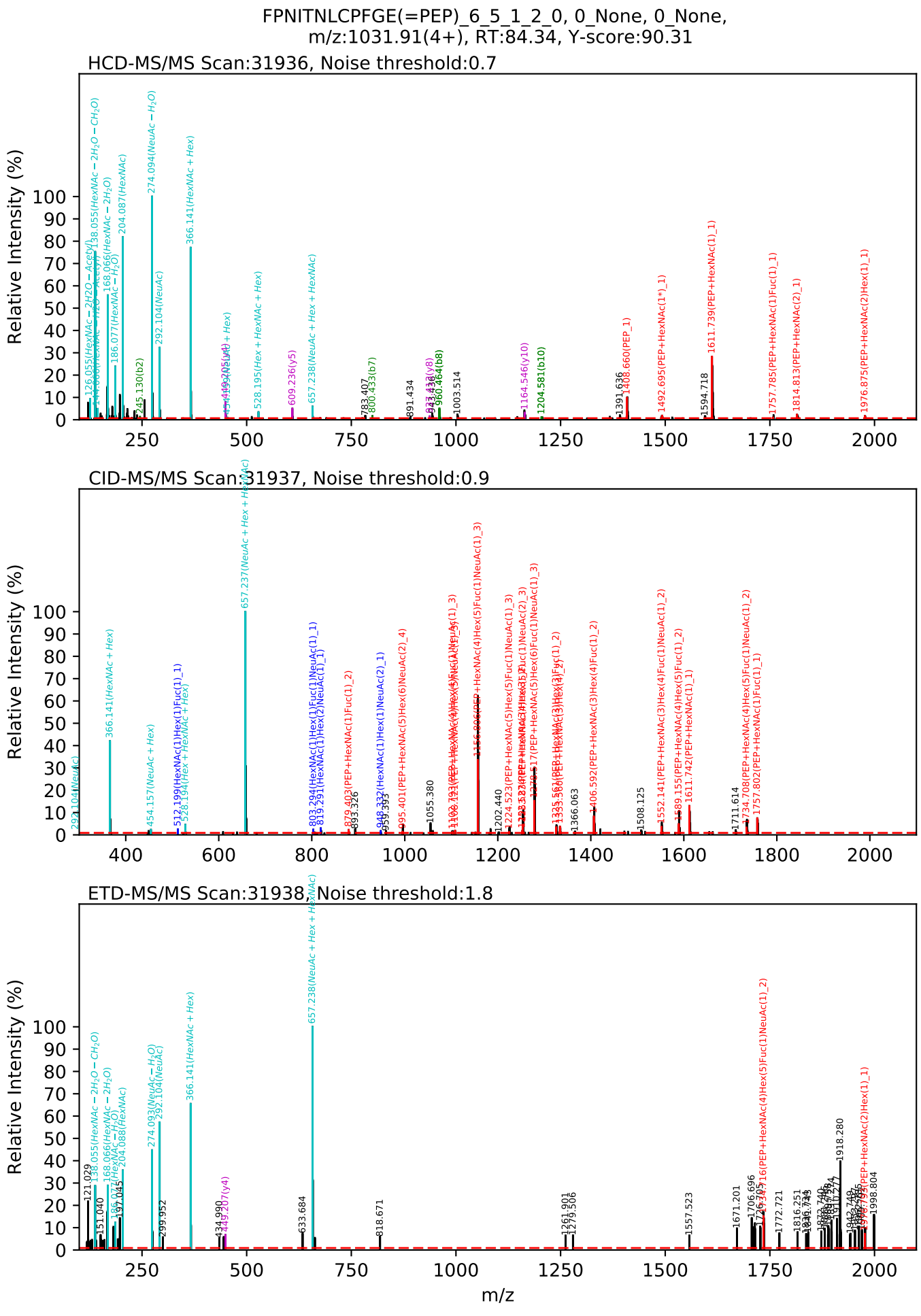
FPNITNLCPFGE(=PEP)_6_5_1_2_0, 0_None, 0_None,
m/z:1031.91(4+), RT:84.34, Y-score:90.31
HCD-MS/MS Scan:31936, Noise threshold:0.7
CID-MS/MS Scan:31937, Noise threshold:0.9
ETD-MS/MS Scan:31938, Noise threshold:1.8
Relative Intensity (%)
m/z

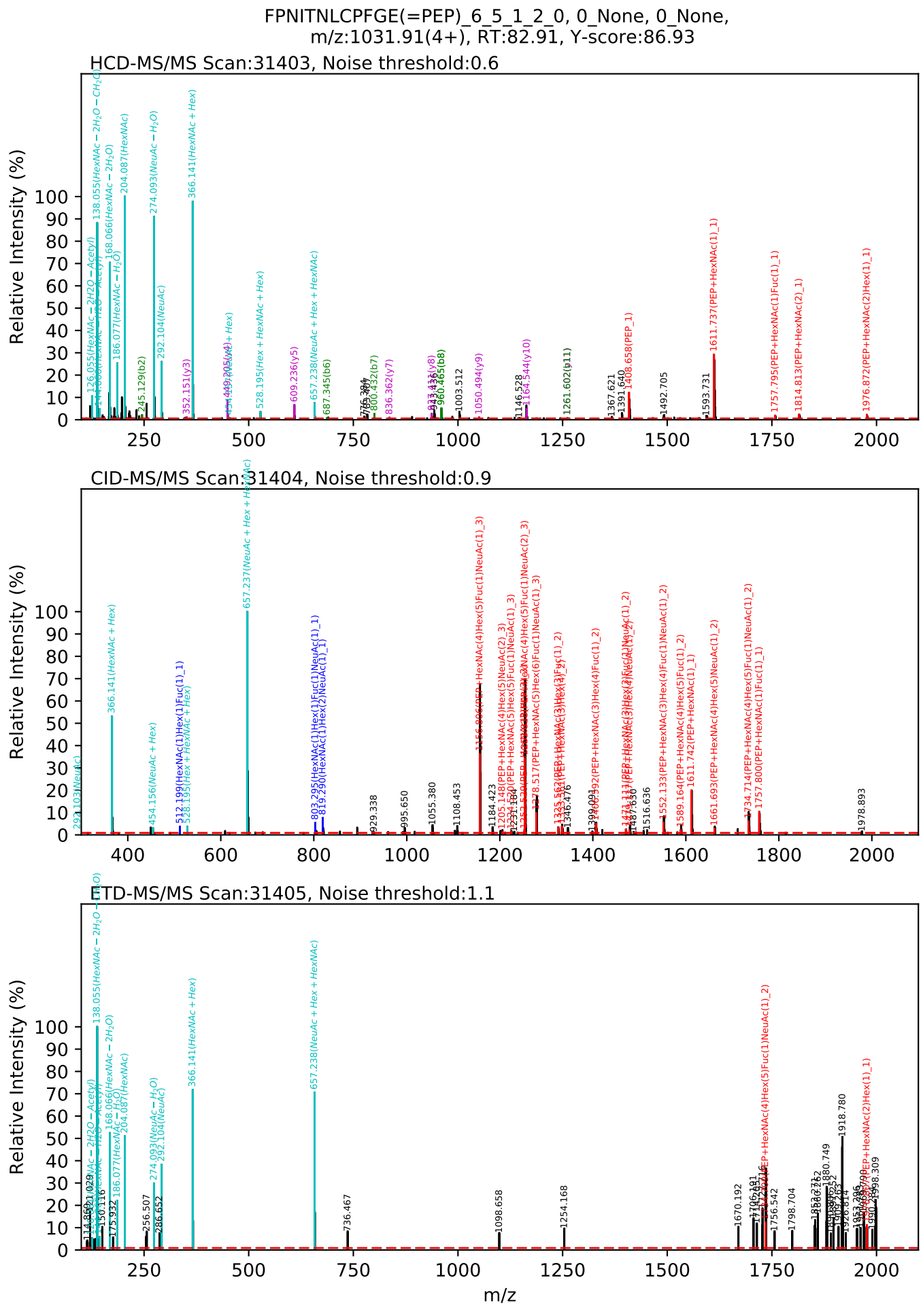
FPNITNLCPFGE(=PEP)_6_5_1_2_0, 0_None, 0_None,
m/z:1031.91(4+), RT:82.91, Y-score:86.93
HCD-MS/MS Scan:31403, Noise threshold:0.6
CID-MS/MS Scan:31404, Noise threshold:0.9
ETD-MS/MS Scan:31405, Noise threshold:1.1
Relative Intensity (%)
m/z

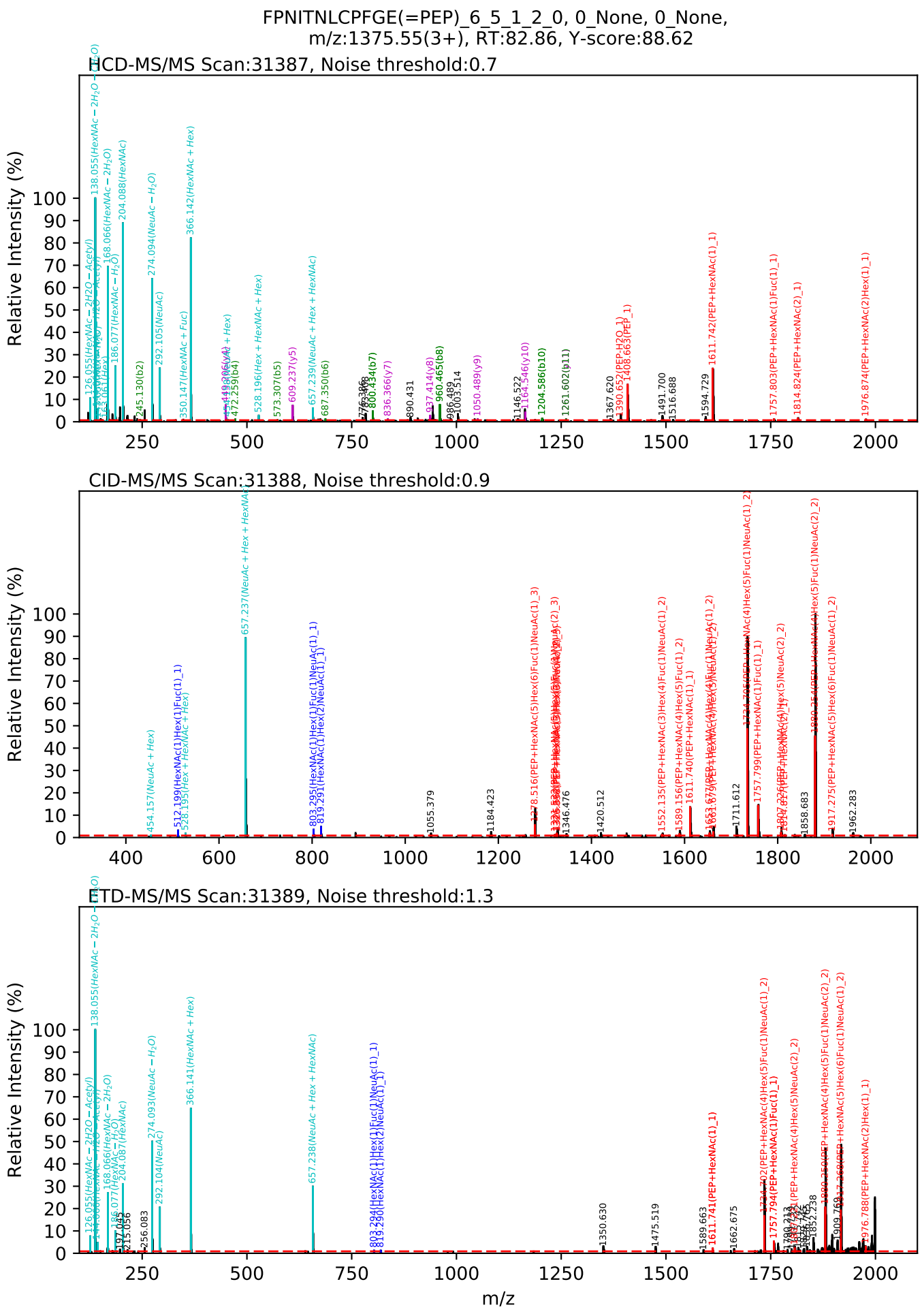
FPNITNLCPFGE(=PEP)_6_5_1_2_0, 0_None, 0_None,
m/z:1375.55(3+), RT:82.86, Y-score:88.62
HCD-MS/MS Scan:31387, Noise threshold:0.7
CID-MS/MS Scan:31388, Noise threshold:0.9
ETD-MS/MS Scan:31389, Noise threshold:1.3
Relative Intensity (%)
m/z

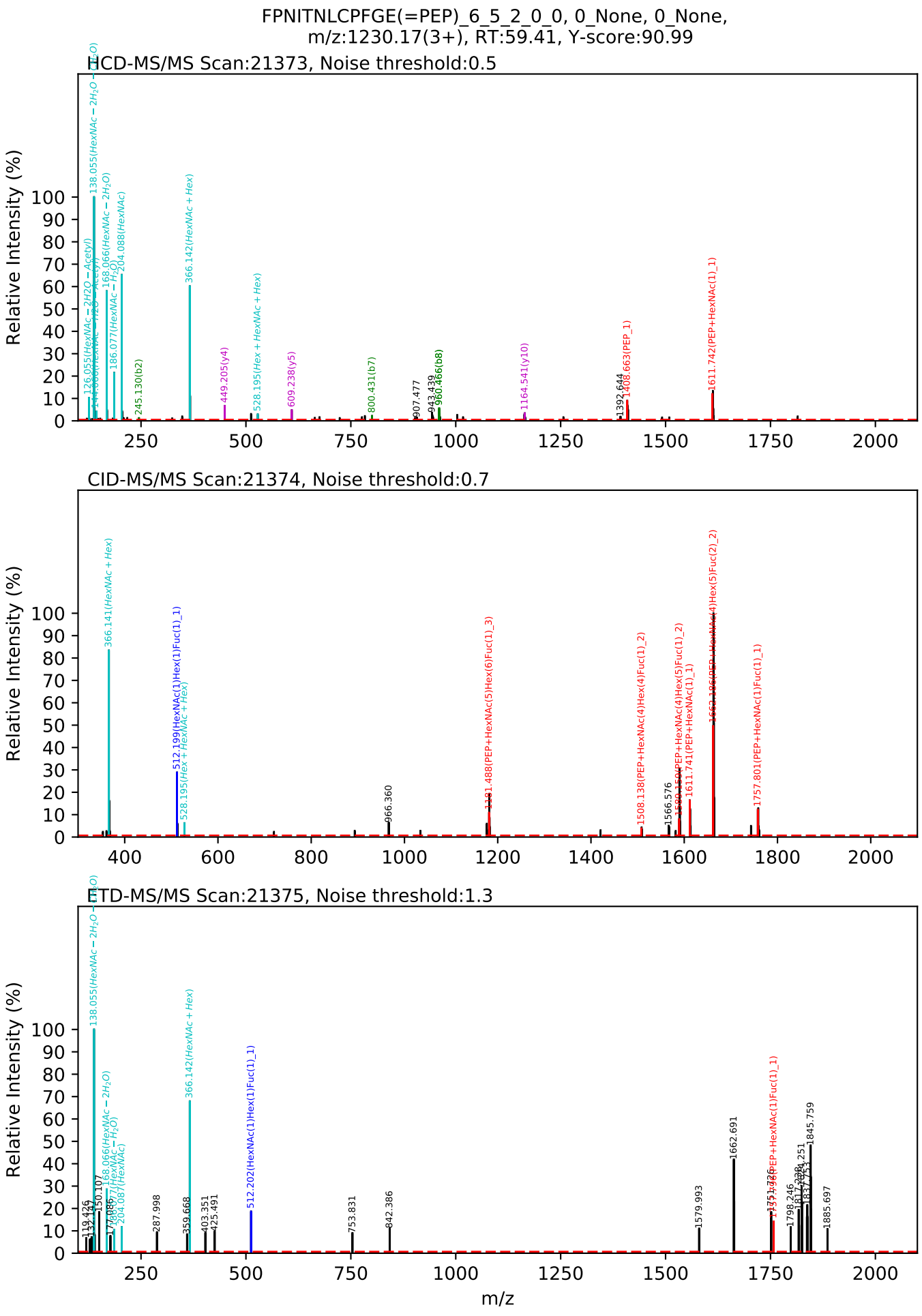
FPNITNLCPFGE(=PEP)_6_5_2_0_0, 0_None, 0_None,
m/z:1230.17(3+), RT:59.41, Y-score:90.99
HCD-MS/MS Scan:21373, Noise threshold:0.5
Relative Intensity (%)
126.055(HexNAc − 2H2O − Acetyl)
138.055(HexNAc − 2H2O)
168.066(HexNAc − 2H2O)
186.077(HexNAc − H2O)
204.088(HexNAc)
245.130(b2)
366.142(HexNAc + Hex)
449.205(y4)
528.195(Hex + HexNAc + Hex)
609.238(y5)
800.431(b7)
907.477
943.439
960.466(b8)
1164.541(y10)
1392.644
1408.663(PEP_1)
1611.742(PEP+HexNAc(1)_1)
CID-MS/MS Scan:21374, Noise threshold:0.7
Relative Intensity (%)
366.141(HexNAc + Hex)
512.199(HexNAc(1)Hex(1)Fuc(1)_1)
528.195(Hex + HexNAc + Hex)
966.360
1181.488(PEP+HexNAc(5)Hex(6)Fuc(1)_3)
1508.138(PEP+HexNAc(4)Hex(4)Fuc(1)_2)
1566.576
1611.741(PEP+HexNAc(1)_1)
1757.801(PEP+HexNAc(1)Fuc(1)_1)
ETD-MS/MS Scan:21375, Noise threshold:1.3
Relative Intensity (%)
138.055(HexNAc − 2H2O)
366.142(HexNAc + Hex)
512.202(HexNAc(1)Hex(1)Fuc(1)_1)
204.087(HexNAc)
287.998
359.668
753.831
842.386
1579.993
1662.691
1798.246
1845.759
1885.697
m/z

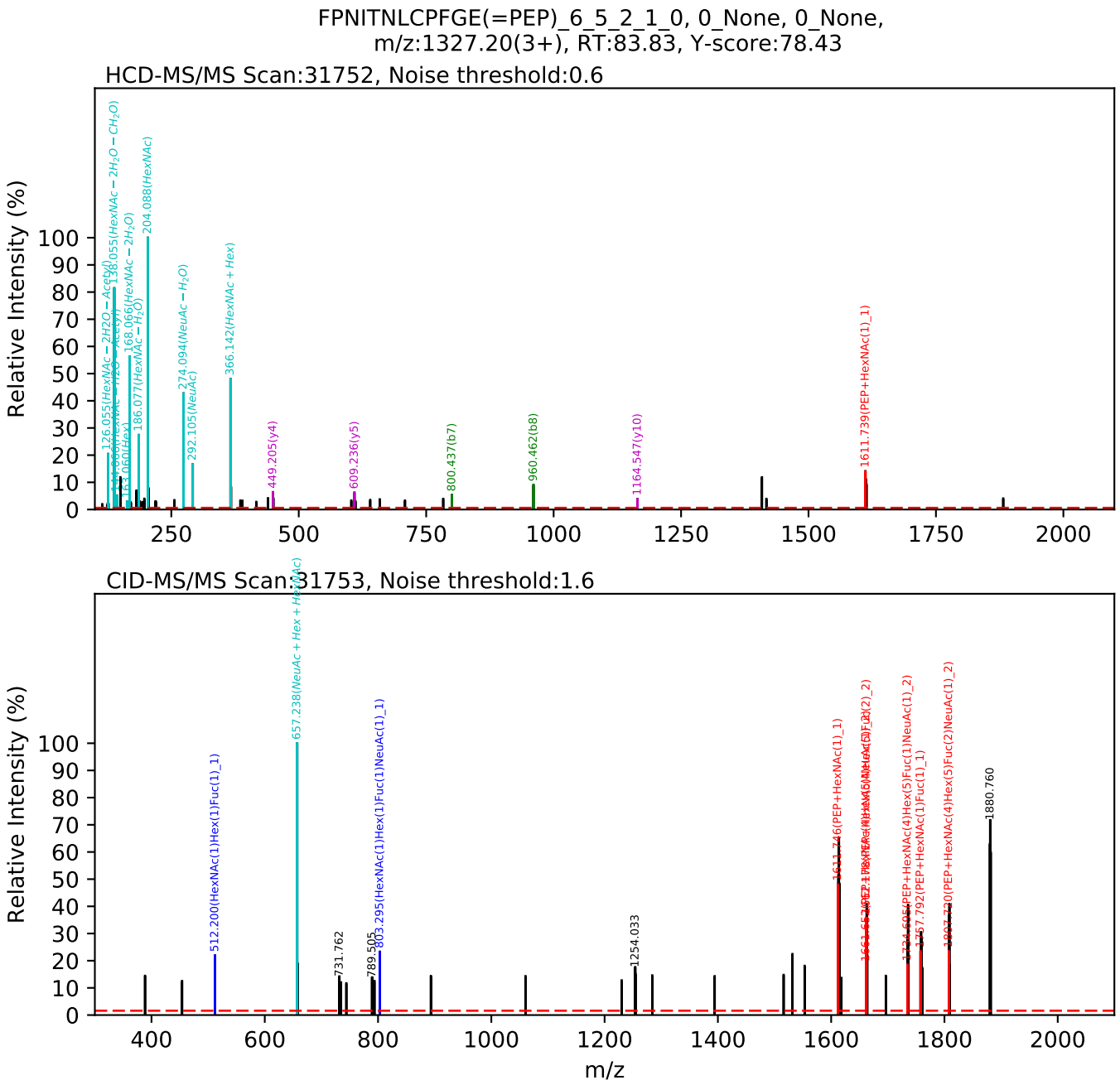
FPNITNLCPFGE(=PEP)_6_5_2_1_0, 0_None, 0_None,
m/z:1327.20(3+), RT:83.83, Y-score:78.43
HCD-MS/MS Scan:31752, Noise threshold:0.6
Relative Intensity (%)
126.055(HexNAc − 2H2O − Acetyl)
138.055(HexNAc − 2H2O − CH2O)
168.066(HexNAc − H2O)
186.077(HexNAc − H2O)
204.088(HexNAc)
274.094(NeuAc − H2O)
292.105(NeuAc)
366.142(HexNAc + Hex)
449.205(y4)
609.236(y5)
800.437(b7)
960.462(b8)
1164.547(y10)
1611.739(PEP+HexNAc(1)_1)
CID-MS/MS Scan:31753, Noise threshold:1.6
Relative Intensity (%)
512.200(HexNAc(1)Hex(1)Fuc(1)_1)
657.238(NeuAc + Hex + HexNAc)
731.762
789.505
803.295(HexNAc(1)Hex(1)Fuc(1)NeuAc(1)_1)
1254.033
1611.746(PEP+HexNAc(1)_1)
1667.792(PEP+HexNAc(1)Fuc(1)_1)
1880.760
m/z

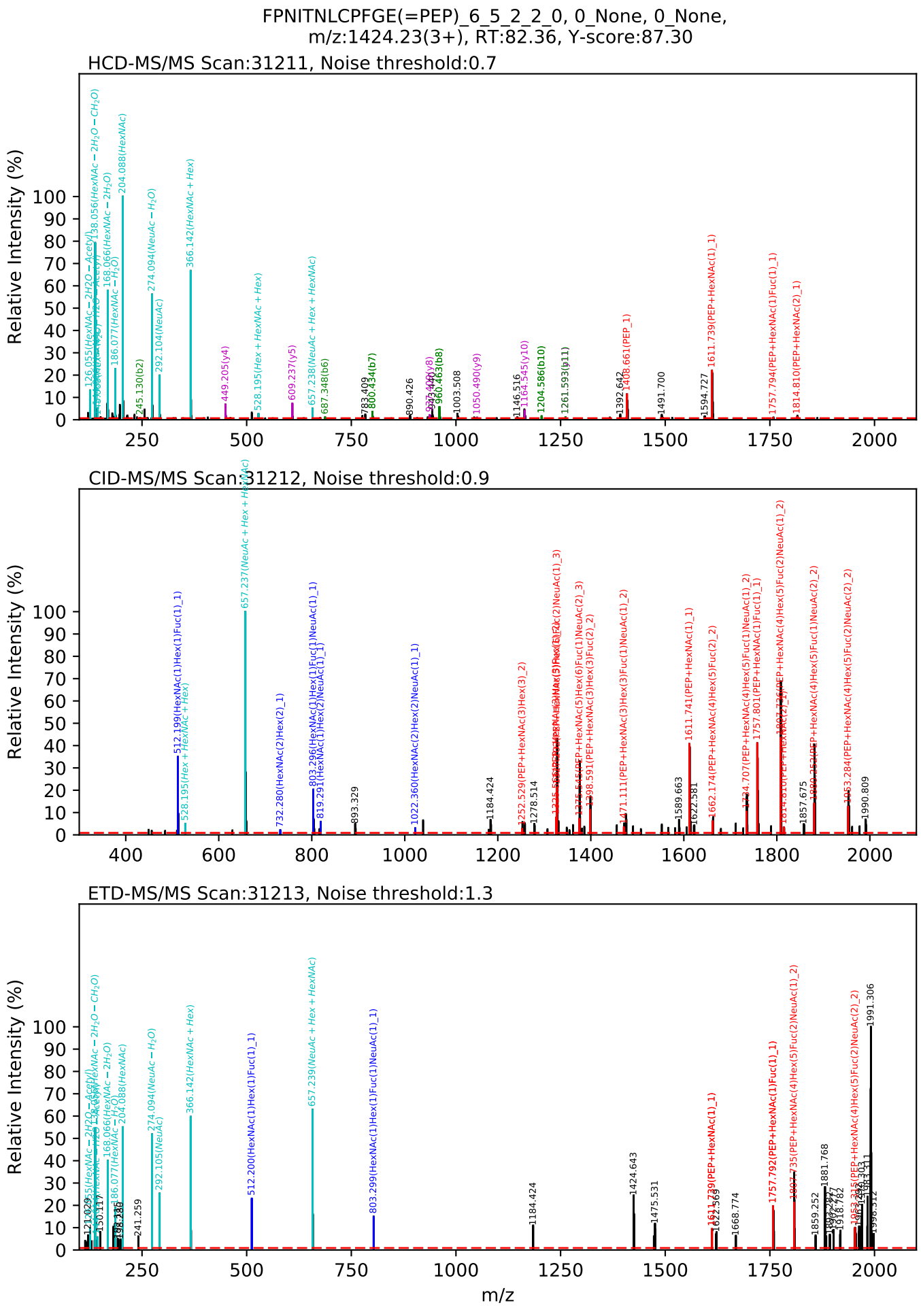
FPNITNLCPFGE(=PEP)_6_5_2_2_0, 0_None, 0_None,
m/z:1424.23(3+), RT:82.36, Y-score:87.30
HCD-MS/MS Scan:31211, Noise threshold:0.7
CID-MS/MS Scan:31212, Noise threshold:0.9
ETD-MS/MS Scan:31213, Noise threshold:1.3
Relative Intensity (%)
m/z

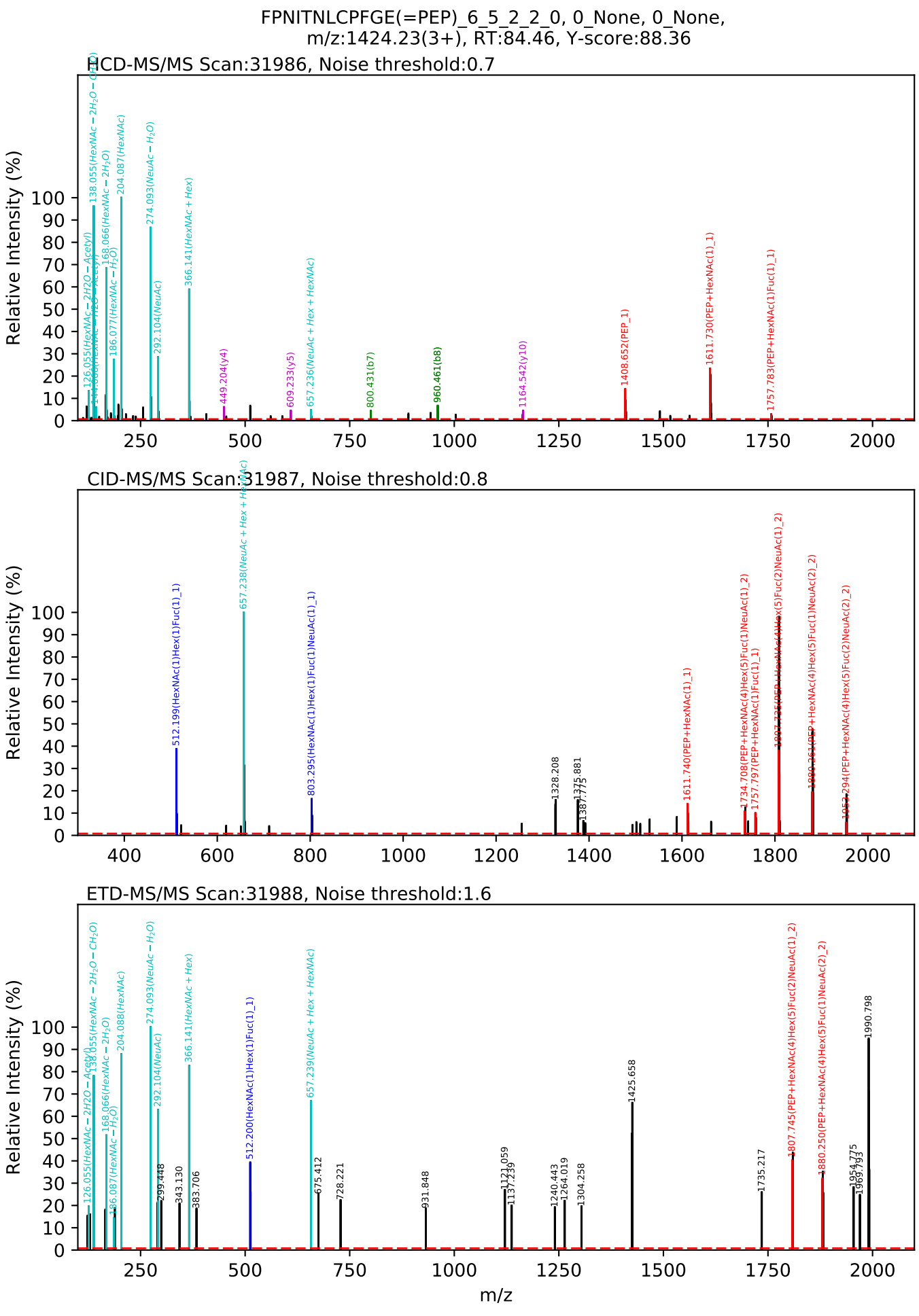
FPNITNLCPFGE(=PEP)_6_5_2_2_0, 0_None, 0_None,
m/z:1424.23(3+), RT:84.46, Y-score:88.36
HCD-MS/MS Scan:31986, Noise threshold:0.7
Relative Intensity (%)
126.055(HexNAc − 2H2O − Acetyl)
138.055(HexNAc − 2H2O − CH2O)
168.066(HexNAc − 2H2O)
186.077(HexNAc − H2O)
204.087(HexNAc)
274.093(NeuAc − H2O)
292.104(NeuAc)
366.141(HexNAc + Hex)
449.204(y4)
609.233(y5)
657.236(NeuAc + Hex + HexNAc)
800.431(b7)
960.461(b8)
1164.542(y10)
1408.652(PEP_1)
1611.730(PEP+HexNAc(1)_1)
1757.783(PEP+HexNAc(1)Fuc(1)_1)
CID-MS/MS Scan:31987, Noise threshold:0.8
Relative Intensity (%)
512.199(HexNAc(1)Hex(1)Fuc(1)_1)
657.238(NeuAc + Hex + HexNAc)
803.295(HexNAc(1)Hex(1)Fuc(1)NeuAc(1)_1)
1328.208
1375.881
1387.775
1611.740(PEP+HexNAc(1)_1)
1734.708(PEP+HexNAc(4)Hex(5)Fuc(1)NeuAc(1)_2)
1757.797(PEP+HexNAc(1)Fuc(1)_1)
1880.261(PEP+HexNAc(4)Hex(5)Fuc(1)NeuAc(2)_2)
2053.294(PEP+HexNAc(4)Hex(5)Fuc(2)NeuAc(2)_2)
ETD-MS/MS Scan:31988, Noise threshold:1.6
Relative Intensity (%)
126.055(HexNAc − 2H2O − Acetyl)
138.055(HexNAc − 2H2O − CH2O)
168.066(HexNAc − 2H2O)
186.087(HexNAc − H2O)
204.088(HexNAc)
274.093(NeuAc − H2O)
292.104(NeuAc)
299.448
343.130
366.141(HexNAc + Hex)
383.706
512.200(HexNAc(1)Hex(1)Fuc(1)_1)
657.239(NeuAc + Hex + HexNAc)
675.412
728.221
931.848
1121.059
1137.239
1240.443
1264.019
1304.258
1425.658
1735.217
1807.745(PEP+HexNAc(4)Hex(5)Fuc(2)NeuAc(1)_2)
1880.250(PEP+HexNAc(4)Hex(5)Fuc(1)NeuAc(2)_2)
1954.775
1969.793
1990.798
m/z

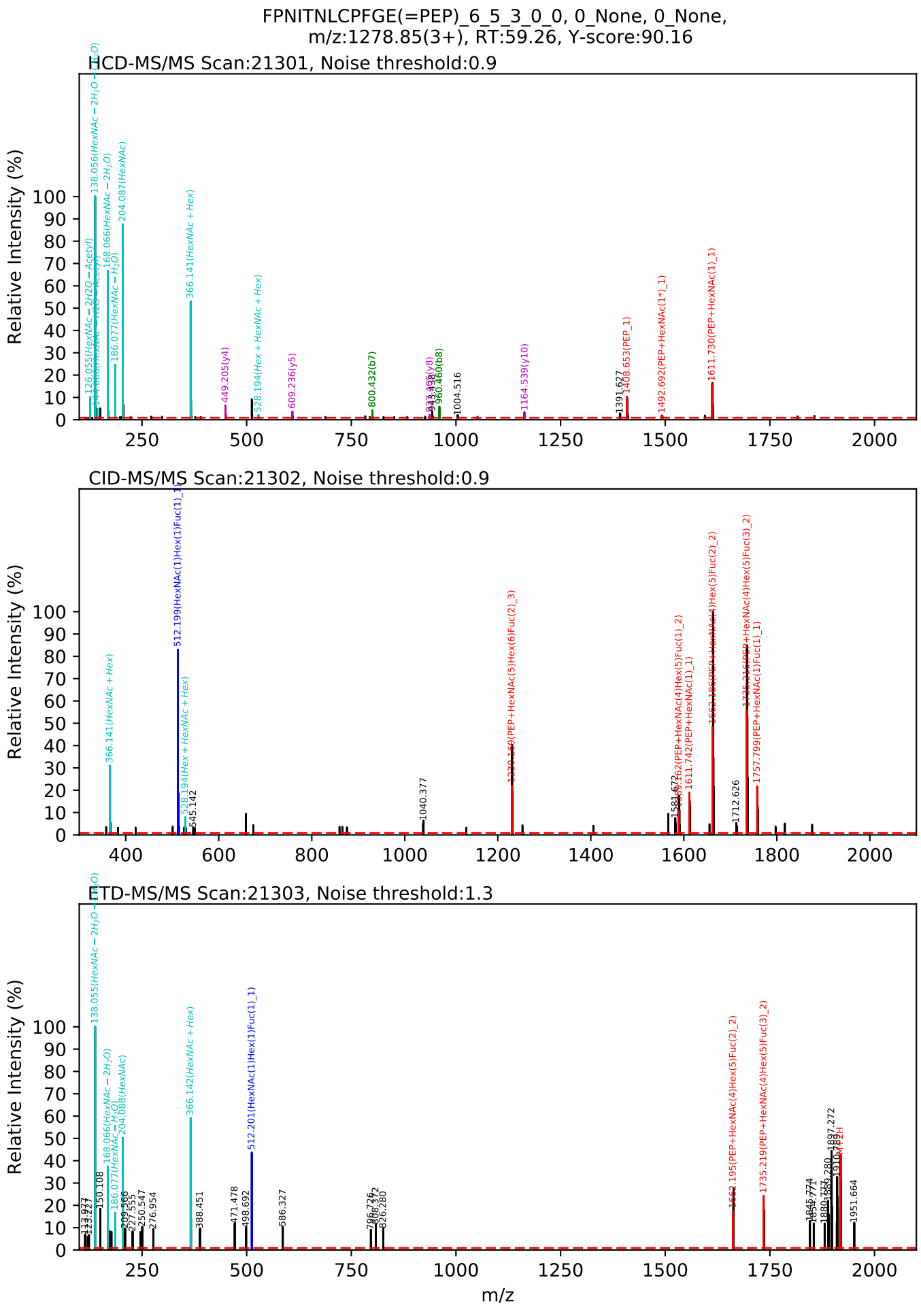
FPNITNLCPFGE(=PEP)_6_5_3_0_0, 0_None, 0_None,
m/z:1278.85(3+), RT:59.26, Y-score:90.16
HCD-MS/MS Scan:21301, Noise threshold:0.9
Relative Intensity (%)
366.141(HexNAc + Hex)
449.205(y4)
528.194(Hex + HexNAc + Hex)
609.236(y5)
800.432(b7)
960.460(b8)
1004.516
1164.539(y10)
1391.627
1408.653(PEP_1)
1492.692(PEP+HexNAc(1*)_1)
1611.730(PEP+HexNAc(1)_1)
CID-MS/MS Scan:21302, Noise threshold:0.9
Relative Intensity (%)
366.141(HexNAc + Hex)
512.199(HexNAc(1)Hex(1)Fuc(1)_1)
528.194(Hex + HexNAc + Hex)
545.142
1040.377
1581.673
1611.742(PEP+HexNAc(1)_1)
1712.626
1757.799(PEP+HexNAc(1)Fuc(1)_1)
ETD-MS/MS Scan:21303, Noise threshold:1.3
Relative Intensity (%)
366.142(HexNAc + Hex)
512.201(HexNAc(1)Hex(1)Fuc(1)_1)
1735.219(PEP+HexNAc(4)Hex(5)Fuc(3)_2)
1951.664
m/z

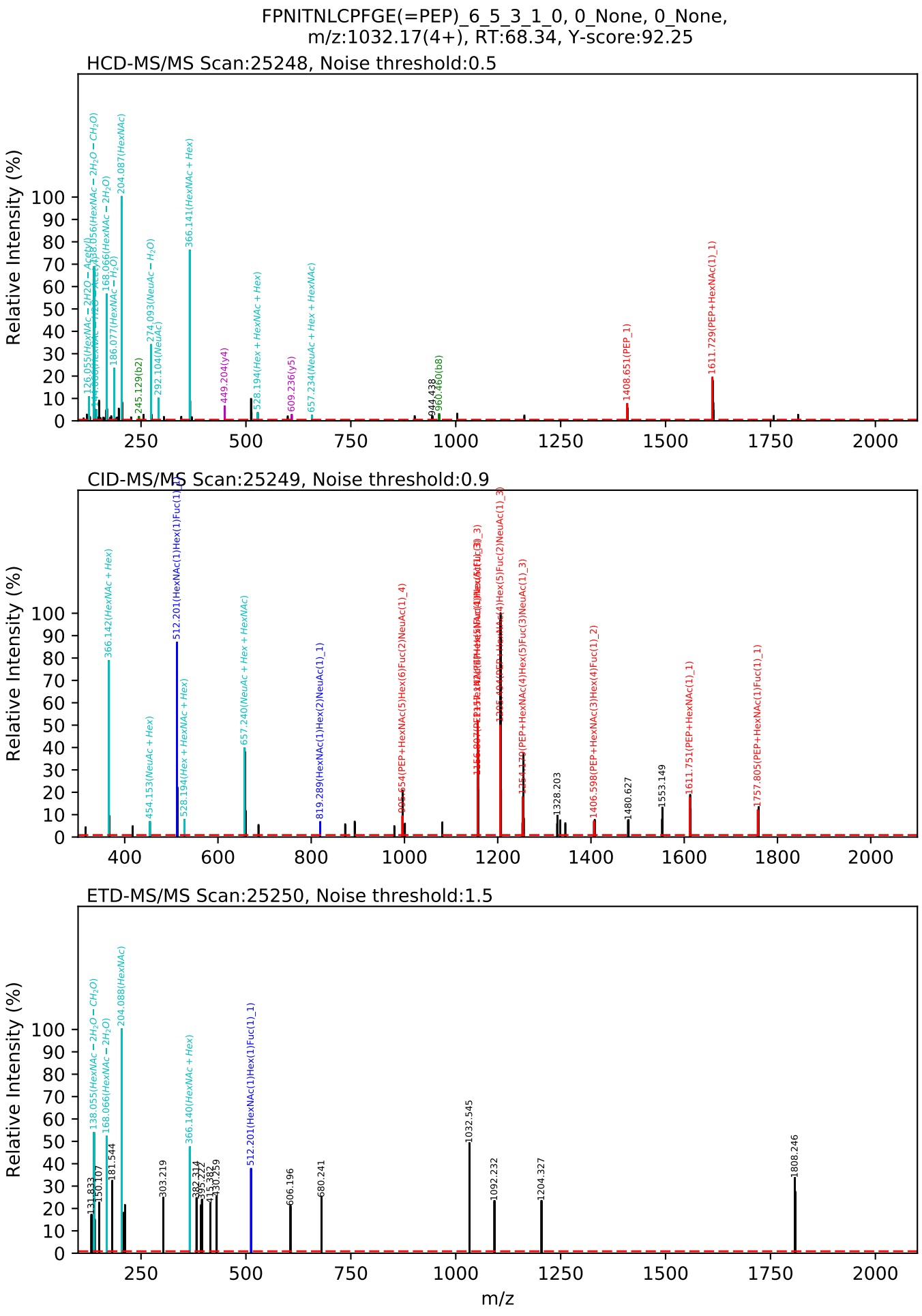
FPNITNLCPFGE(=PEP)_6_5_3_1_0, 0_None, 0_None,
m/z:1032.17(4+), RT:68.34, Y-score:92.25
HCD-MS/MS Scan:25248, Noise threshold:0.5
Relative Intensity (%)
126.055(HexNAc − 2H2O − Acetyl)
138.055(HexNAc − 2H2O − CH2O)
168.066(HexNAc − 2H2O)
186.077(HexNAc − H2O)
204.087(HexNAc)
245.129(b2)
274.093(NeuAc − H2O)
292.104(NeuAc)
366.141(HexNAc + Hex)
449.204(y4)
528.194(Hex + HexNAc + Hex)
609.236(y5)
657.234(NeuAc + Hex + HexNAc)
944.438
960.460(b8)
1408.651(PEP_1)
1611.729(PEP+HexNAc(1)_1)
CID-MS/MS Scan:25249, Noise threshold:0.9
Relative Intensity (%)
366.142(HexNAc + Hex)
454.153(NeuAc + Hex)
512.201(HexNAc(1)Hex(1)Fuc(1)_1)
528.194(Hex + HexNAc + Hex)
657.240(NeuAc + Hex + HexNAc)
819.289(HexNAc(1)Hex(2)NeuAc(1)_1)
995.654(PEP+HexNAc(5)Hex(6)Fuc(2)NeuAc(1)_4)
1254.179(PEP+HexNAc(4)Hex(5)Fuc(3)NeuAc(1)_3)
1328.203
1406.598(PEP+HexNAc(3)Hex(4)Fuc(1)_2)
1480.627
1553.149
1611.751(PEP+HexNAc(1)_1)
1757.805(PEP+HexNAc(1)Fuc(1)_1)
ETD-MS/MS Scan:25250, Noise threshold:1.5
Relative Intensity (%)
138.055(HexNAc − 2H2O − CH2O)
168.066(HexNAc − 2H2O)
204.088(HexNAc)
131.833
150.107
181.544
303.219
366.140(HexNAc + Hex)
382.314
395.322
413.332
430.259
512.201(HexNAc(1)Hex(1)Fuc(1)_1)
606.196
680.241
1032.545
1092.232
1204.327
1808.246
m/z

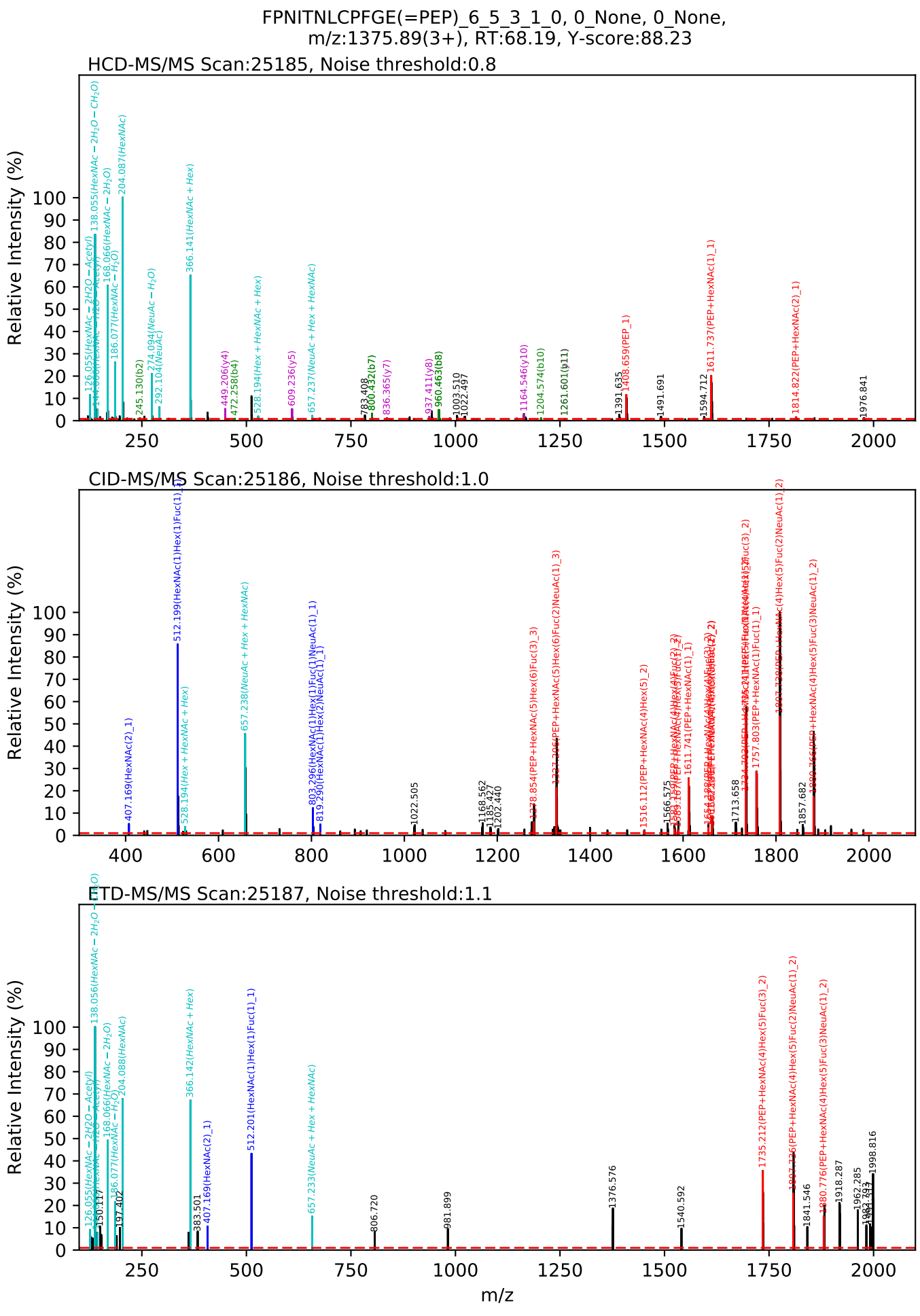
FPNITNLCPFGE(=PEP)_6_5_3_1_0, 0_None, 0_None,
m/z:1375.89(3+), RT:68.19, Y-score:88.23
HCD-MS/MS Scan:25185, Noise threshold:0.8
CID-MS/MS Scan:25186, Noise threshold:1.0
ETD-MS/MS Scan:25187, Noise threshold:1.1
Relative Intensity (%)
m/z

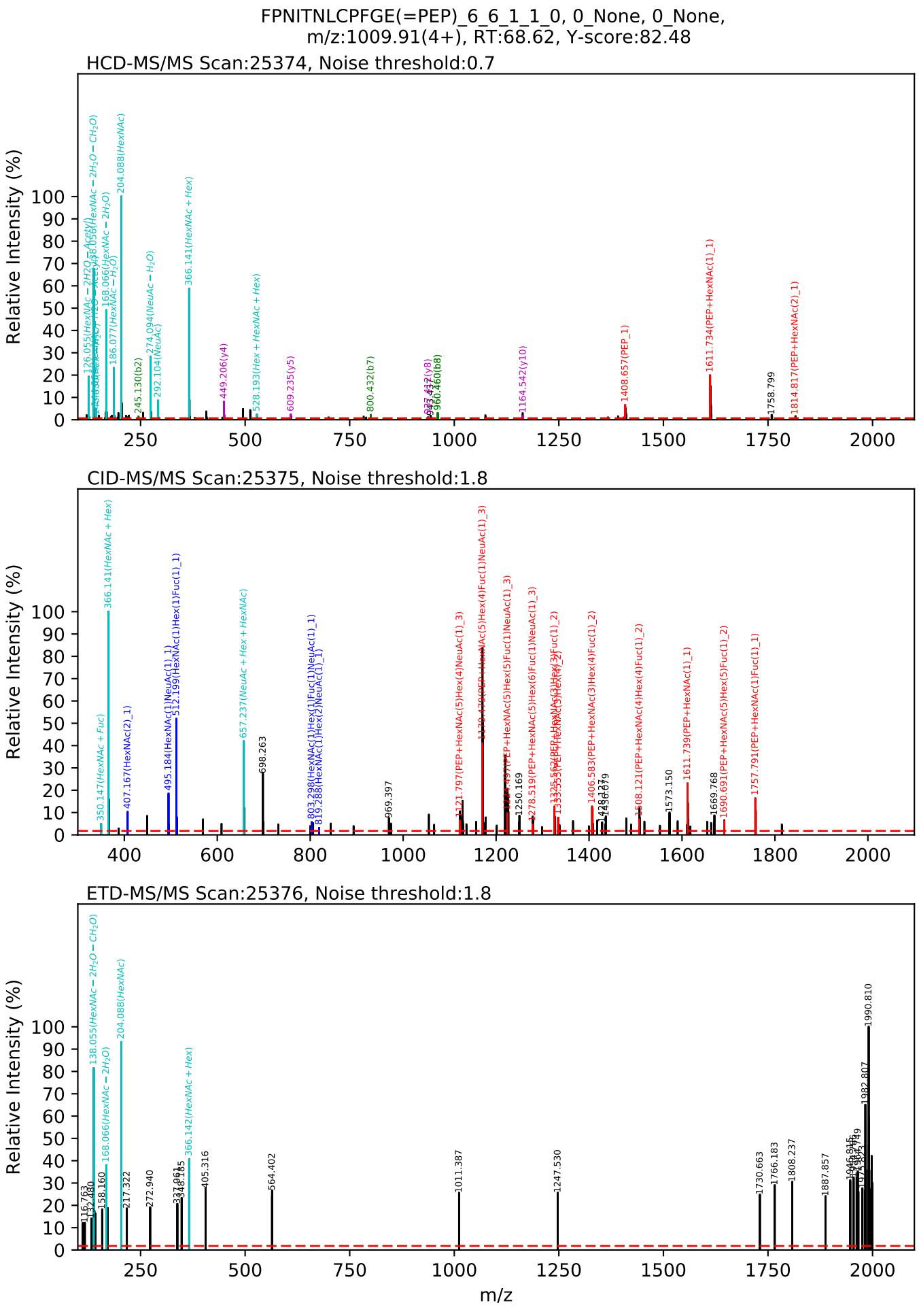
FPNITNLCPFGE(=PEP)_6_6_1_1_0, 0_None, 0_None,
m/z:1009.91(4+), RT:68.62, Y-score:82.48
HCD-MS/MS Scan:25374, Noise threshold:0.7
Relative Intensity (%)
204.088(HexNAc)
366.141(HexNAc + Hex)
274.094(NeuAc − H2O)
292.104(NeuAc)
449.206(y4)
528.193(Hex + HexNAc + Hex)
609.235(y5)
800.432(b7)
1164.542(y10)
1408.657(PEP_1)
1611.734(PEP+HexNAc(1)_1)
1758.799
1814.817(PEP+HexNAc(2)_1)
CID-MS/MS Scan:25375, Noise threshold:1.8
Relative Intensity (%)
350.147(HexNAc + Fuc)
366.141(HexNAc + Hex)
407.167(HexNAc(2)_1)
495.184(HexNAc(1)NeuAc(1)_1)
512.199(HexNAc(1)Hex(1)Fuc(1)_1)
657.237(NeuAc + Hex + HexNAc)
698.263
969.397
1250.169
1406.583(PEP+HexNAc(3)Hex(4)Fuc(1)_2)
1573.150
1611.739(PEP+HexNAc(1)_1)
1669.768
1690.691(PEP+HexNAc(5)Hex(5)Fuc(1)_2)
1757.791(PEP+HexNAc(1)Fuc(1)_1)
ETD-MS/MS Scan:25376, Noise threshold:1.8
Relative Intensity (%)
138.055(HexNAc − 2H2O − CH2O)
204.088(HexNAc)
168.066(HexNAc − 2H2O)
366.142(HexNAc + Hex)
217.322
272.940
405.316
564.402
1011.387
1247.530
1730.663
1766.183
1808.237
1887.857
1990.810
1982.807
m/z

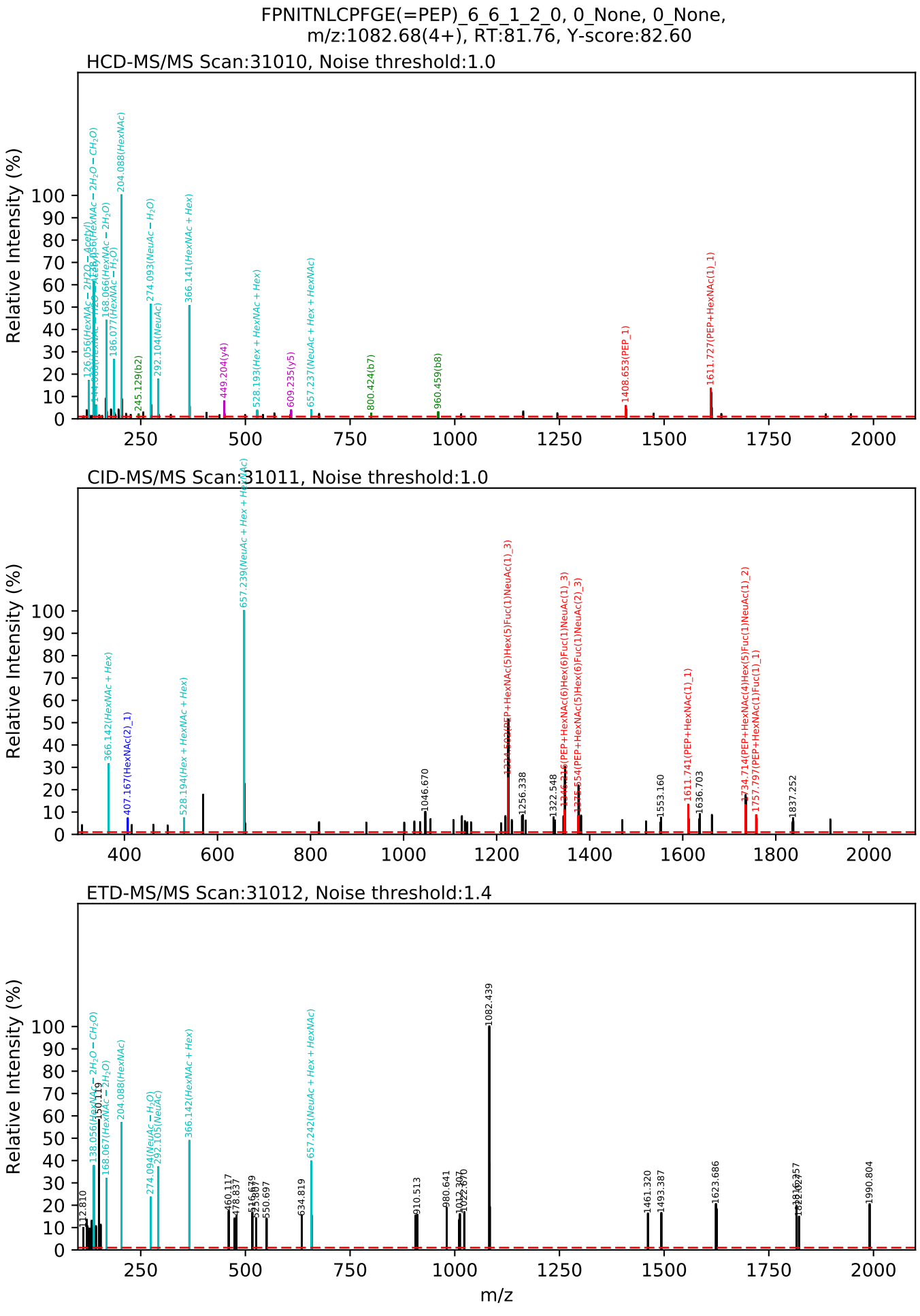
FPNITNLCPFGE(=PEP)_6_6_1_2_0, 0_None, 0_None,
m/z:1082.68(4+), RT:81.76, Y-score:82.60
HCD-MS/MS Scan:31010, Noise threshold:1.0
Relative Intensity (%)
204.088(HexNAc)
274.093(NeuAc − H2O)
366.141(HexNAc + Hex)
245.129(b2)
292.104(NeuAc)
449.204(y4)
528.193(Hex + HexNAc + Hex)
609.235(y5)
657.237(NeuAc + Hex + HexNAc)
800.424(b7)
960.459(b8)
1408.653(PEP_1)
1611.727(PEP+HexNAc(1)_1)
CID-MS/MS Scan:31011, Noise threshold:1.0
Relative Intensity (%)
657.239(NeuAc + Hex + HexNAc)
366.142(HexNAc + Hex)
407.167(HexNAc(2)_1)
528.194(Hex + HexNAc + Hex)
1046.670
1256.338
1322.548
1553.160
1611.741(PEP+HexNAc(1)_1)
1636.703
1837.252
ETD-MS/MS Scan:31012, Noise threshold:1.4
Relative Intensity (%)
m/z
1082.439
657.242(NeuAc + Hex + HexNAc)
366.142(HexNAc + Hex)
204.088(HexNAc)
274.094(NeuAc − H2O)
292.105(NeuAc)
168.067(HexNAc − 2H2O)
138.056(HexNAc − 2H2O − CH2O)
150.119
112.810
460.117
478.837
550.697
634.819
910.513
980.641
1461.320
1493.387
1623.686
1990.804

FPNITNLCPFGE(=PEP)_6_6_1_2_0, 0_None, 0_None,
m/z:1082.68(4+), RT:82.35, Y-score:86.08

HCD-MS/MS Scan:31208, Noise threshold:0.6

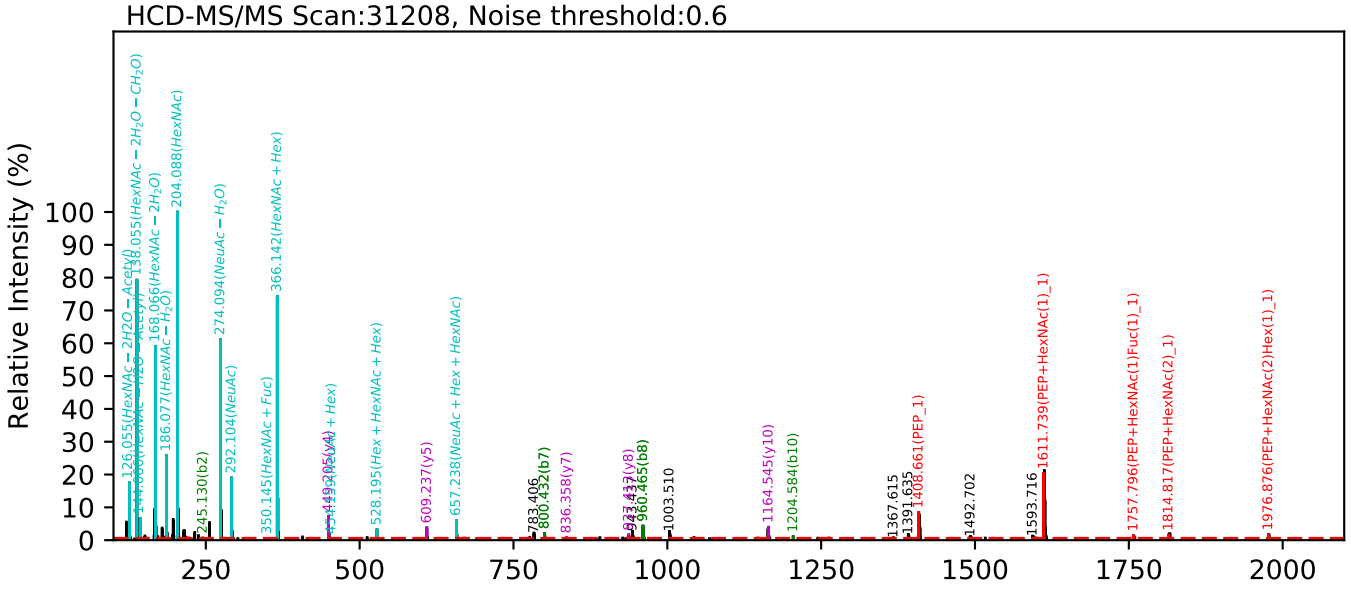

CID-MS/MS Scan:31209, Noise threshold:1.1

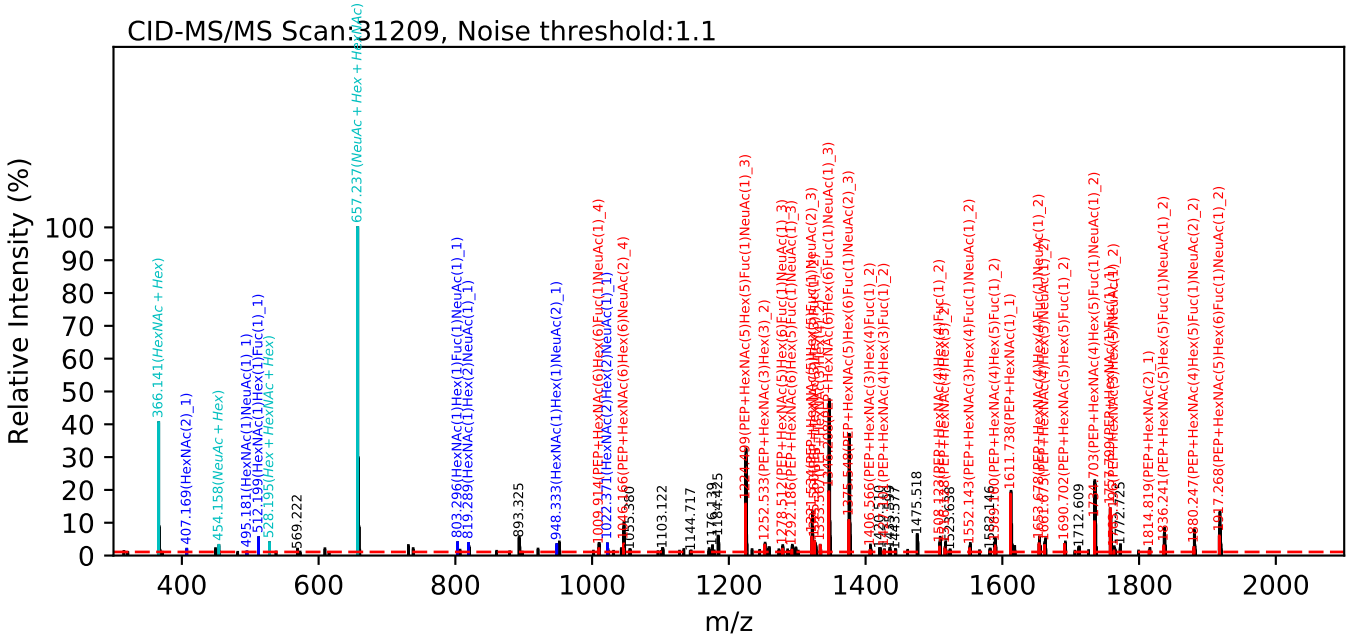

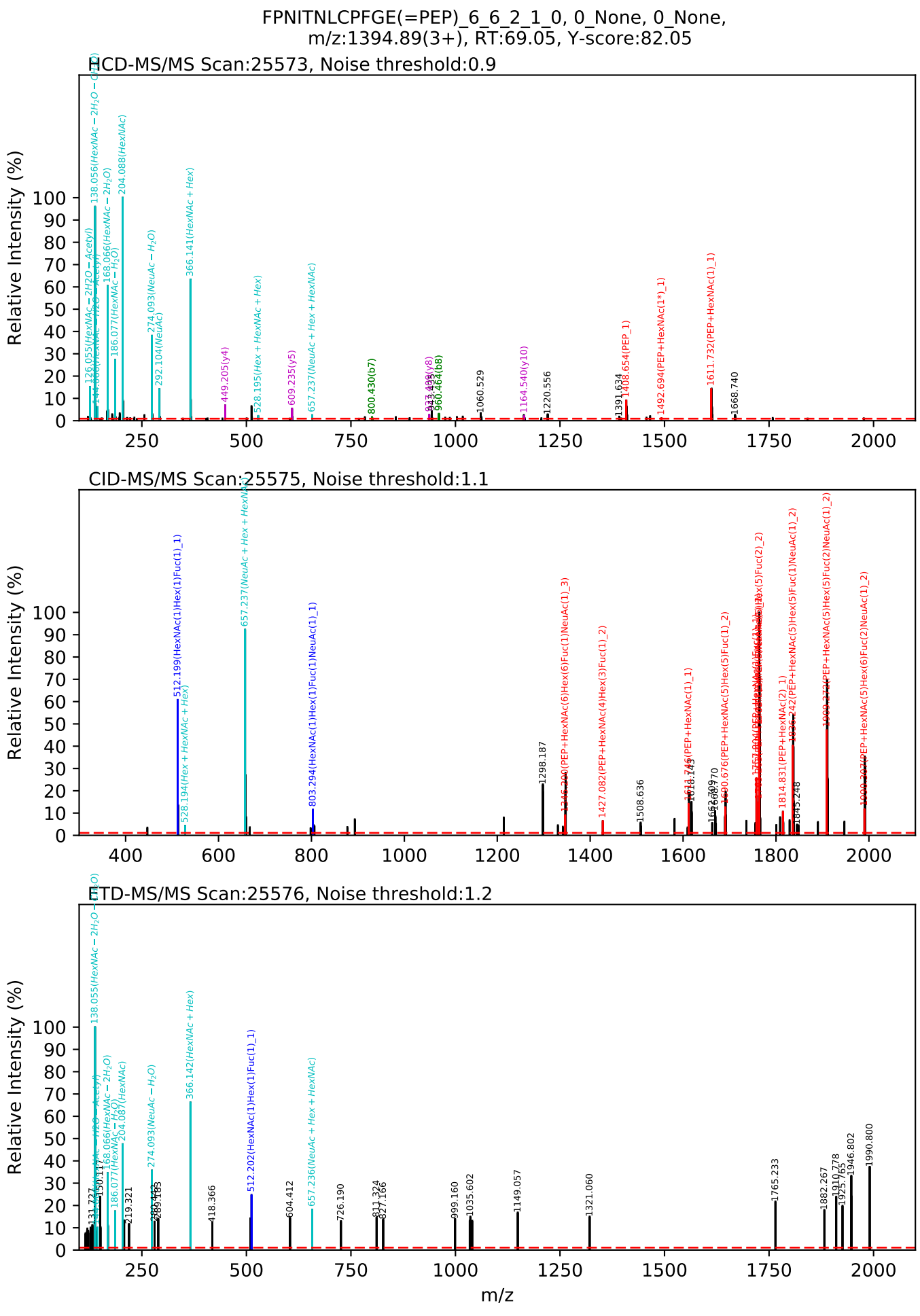
FPNITNLCPFGE(=PEP)_6_6_2_1_0, 0_None, 0_None,
m/z:1394.89(3+), RT:69.05, Y-score:82.05
HCD-MS/MS Scan:25573, Noise threshold:0.9
CID-MS/MS Scan:25575, Noise threshold:1.1
ETD-MS/MS Scan:25576, Noise threshold:1.2
Relative Intensity (%)
m/z

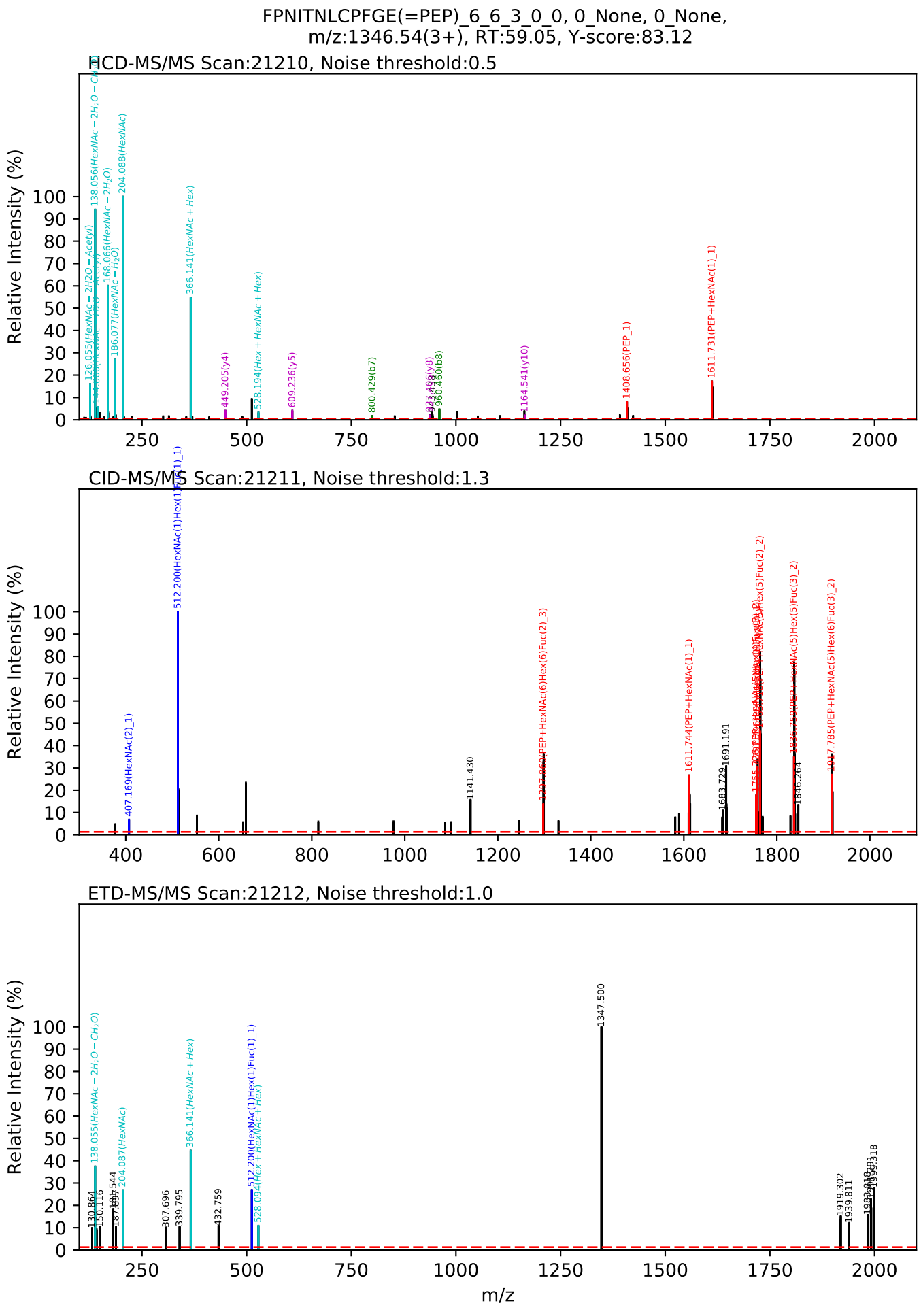
FPNITNLCPFGE(=PEP)_6_6_3_0_0_0, 0_None, 0_None,
m/z:1346.54(3+), RT:59.05, Y-score:83.12
HCD-MS/MS Scan:21210, Noise threshold:0.5
Relative Intensity (%)
126.055(HexNAc − 2H2O − Acetyl)
138.056(HexNAc − 2H2O − CH2O)
168.066(HexNAc − 2H2O)
186.077(HexNAc − H2O)
204.088(HexNAc)
366.141(HexNAc + Hex)
449.205(y4)
528.194(Hex + HexNAc + Hex)
609.236(y5)
800.429(b7)
937.486(y8)
960.460(b8)
1164.541(y10)
1408.656(PEP_1)
1611.731(PEP+HexNAc(1)_1)
CID-MS/MS Scan:21211, Noise threshold:1.3
Relative Intensity (%)
512.200(HexNAc(1)Hex(1)Fuc(1)_1)
407.169(HexNAc(2)_1)
1141.430
1611.744(PEP+HexNAc(1)_1)
1683.729
1691.191
1846.264
1917.785(PEP+HexNAc(5)Hex(6)Fuc(3)_2)
ETD-MS/MS Scan:21212, Noise threshold:1.0
Relative Intensity (%)
138.055(HexNAc − 2H2O − CH2O)
204.087(HexNAc)
366.141(HexNAc + Hex)
512.200(HexNAc(1)Hex(1)Fuc(1)_1)
528.094(Hex + HexNAc + Hex)
307.696
339.795
432.759
1347.500
1919.302
1939.611
m/z

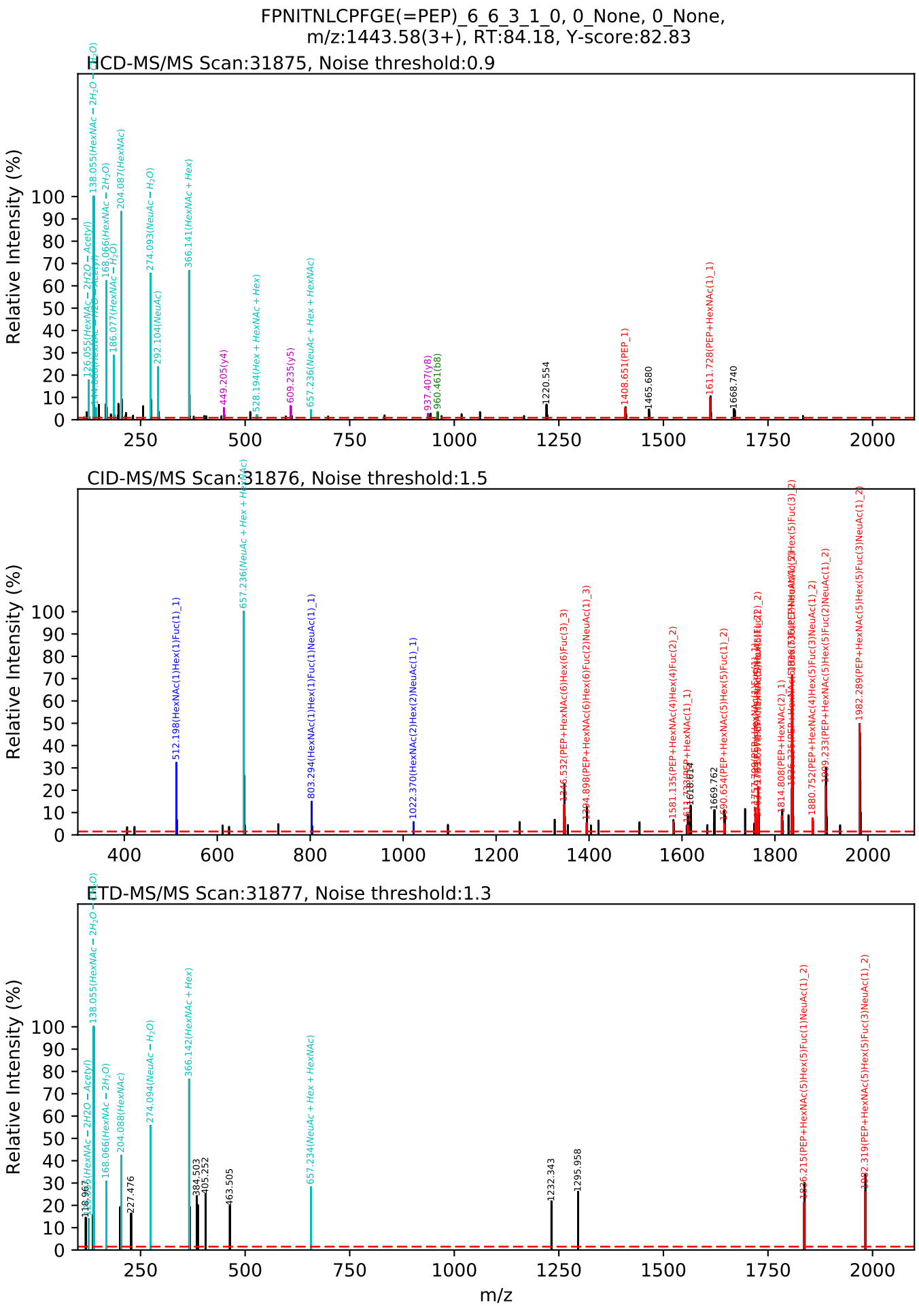
FPNITNLCPFGE(=PEP)_6_6_3_1_0, 0_None, 0_None,
m/z:1443.58(3+), RT:84.18, Y-score:82.83
HCD-MS/MS Scan:31875, Noise threshold:0.9
CID-MS/MS Scan:31876, Noise threshold:1.5
ETD-MS/MS Scan:31877, Noise threshold:1.3
Relative Intensity (%)
m/z

FPNITNLCPFGE(=PEP)_6_6_4_0_0, 0_None, 0_None,
m/z:1395.23(3+), RT:58.89, Y-score:76.34

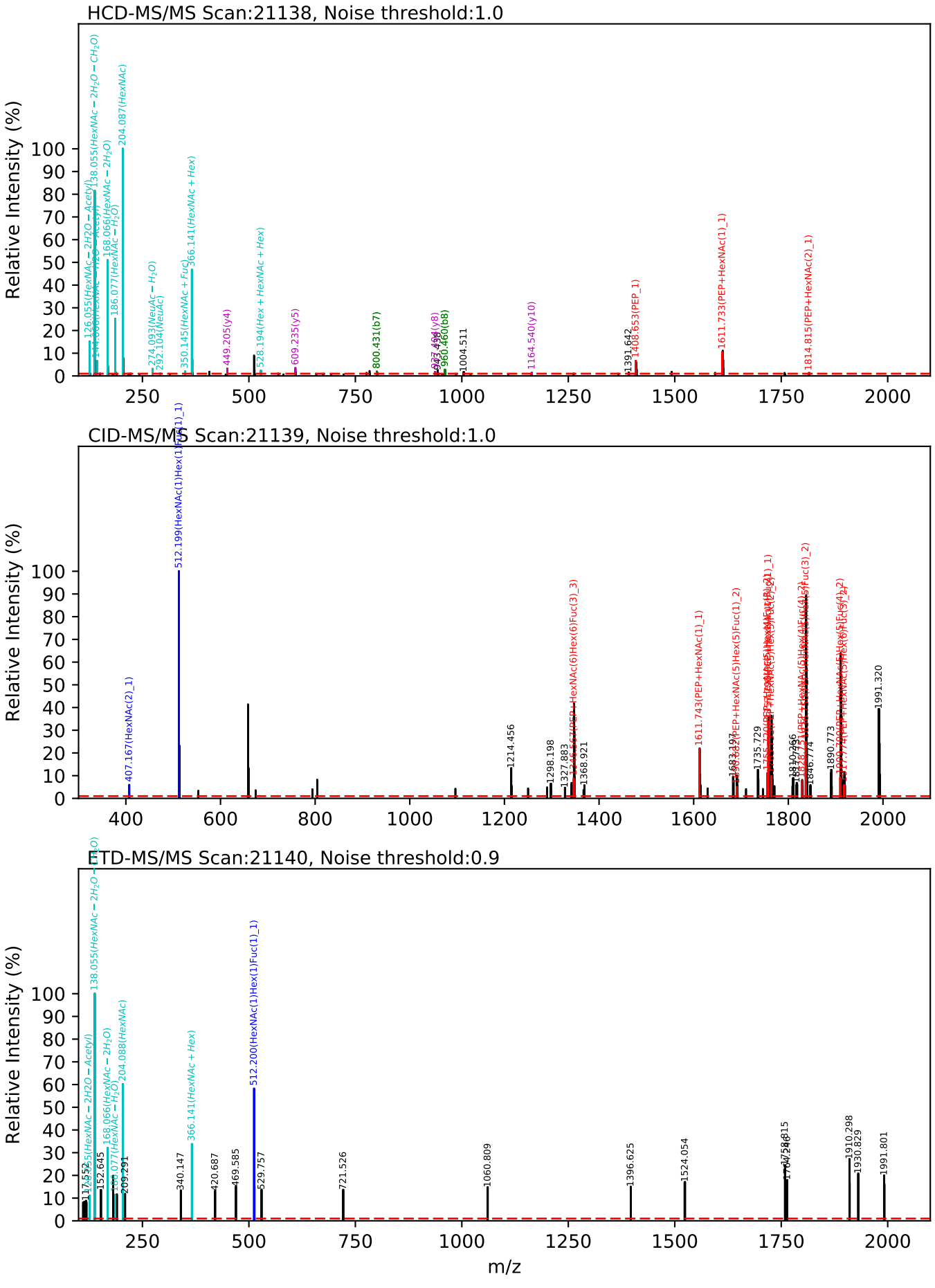

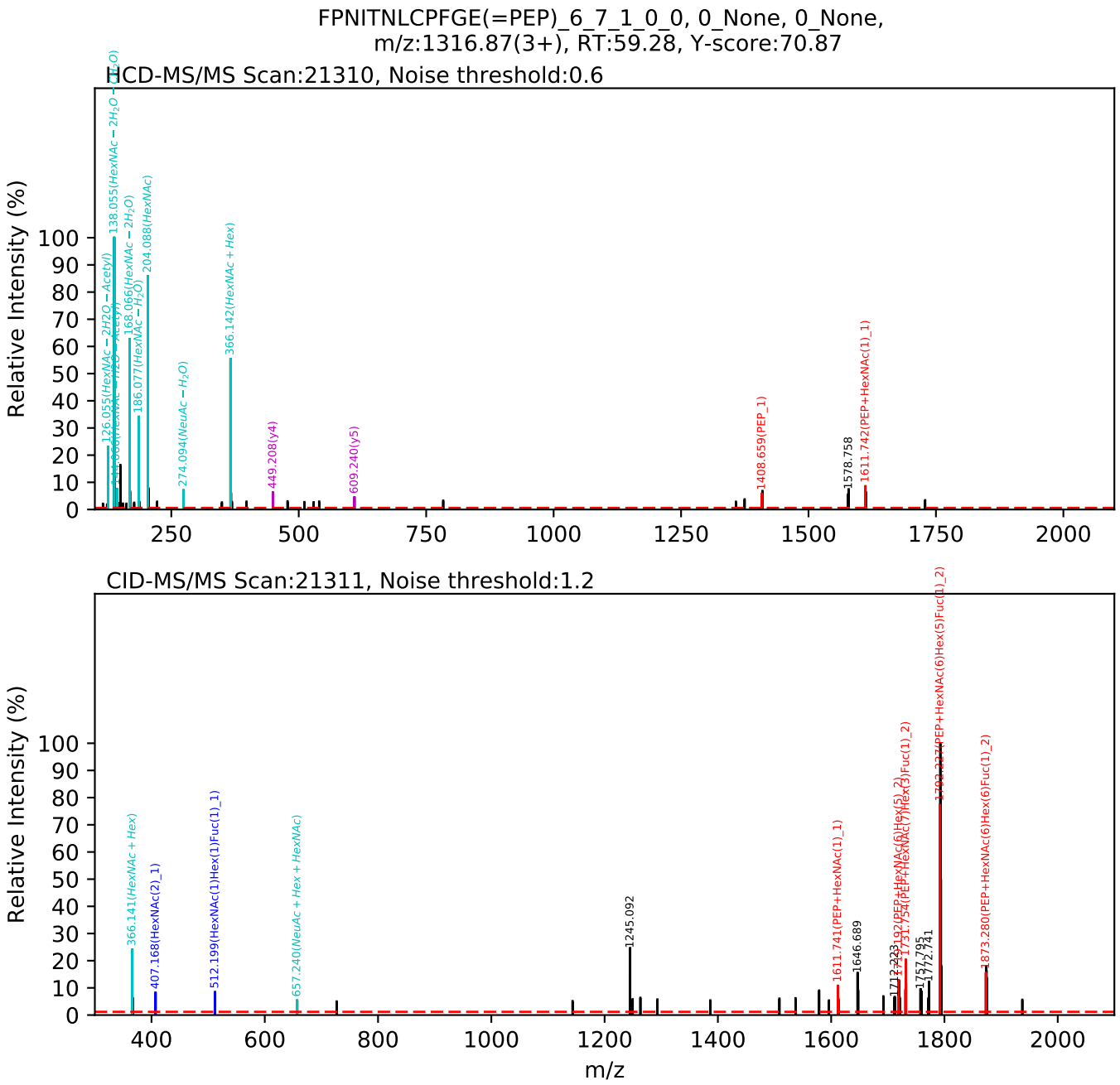
FPNITNLCPFGE(=PEP)_6_7_1_0_0, 0_None, 0_None,
m/z:1316.87(3+), RT:59.28, Y-score:70.87
HCD-MS/MS Scan:21310, Noise threshold:0.6
Relative Intensity (%)
126.055(HexNAc − 2H2O − Acetyl)
138.055(HexNAc − 2H2O)
168.066(HexNAc − 2H2O)
186.077(HexNAc − H2O)
204.088(HexNAc)
274.094(NeuAc − H2O)
366.142(HexNAc + Hex)
449.208(y4)
609.240(y5)
1408.659(PEP_1)
1578.758
1611.742(PEP+HexNAc(1)_1)
CID-MS/MS Scan:21311, Noise threshold:1.2
Relative Intensity (%)
366.141(HexNAc + Hex)
407.168(HexNAc(2)_1)
512.199(HexNAc(1)Hex(1)Fuc(1)_1)
657.240(NeuAc + Hex + HexNAc)
1245.092
1611.741(PEP+HexNAc(1)_1)
1646.689
1731.754(PEP+HexNAc(7)Hex(3)Fuc(1)_2)
1772.795
1772.741
1873.280(PEP+HexNAc(6)Hex(6)Fuc(1)_2)
m/z

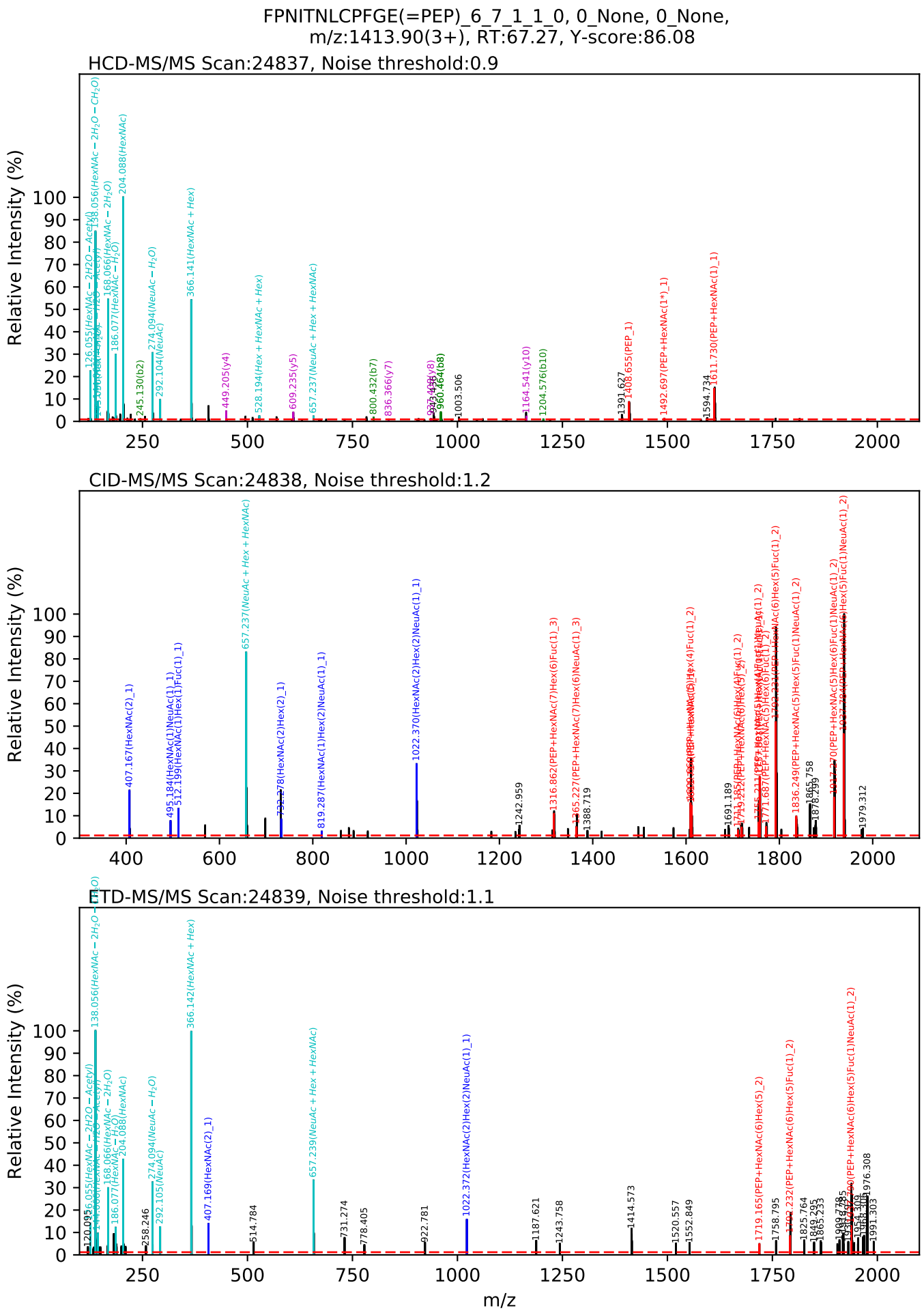
FPNITNLCPFGE(=PEP)_6_7_1_1_0, 0_None, 0_None,
m/z:1413.90(3+), RT:67.27, Y-score:86.08
HCD-MS/MS Scan:24837, Noise threshold:0.9
Relative Intensity (%)
CID-MS/MS Scan:24838, Noise threshold:1.2
Relative Intensity (%)
ETD-MS/MS Scan:24839, Noise threshold:1.1
Relative Intensity (%)
m/z

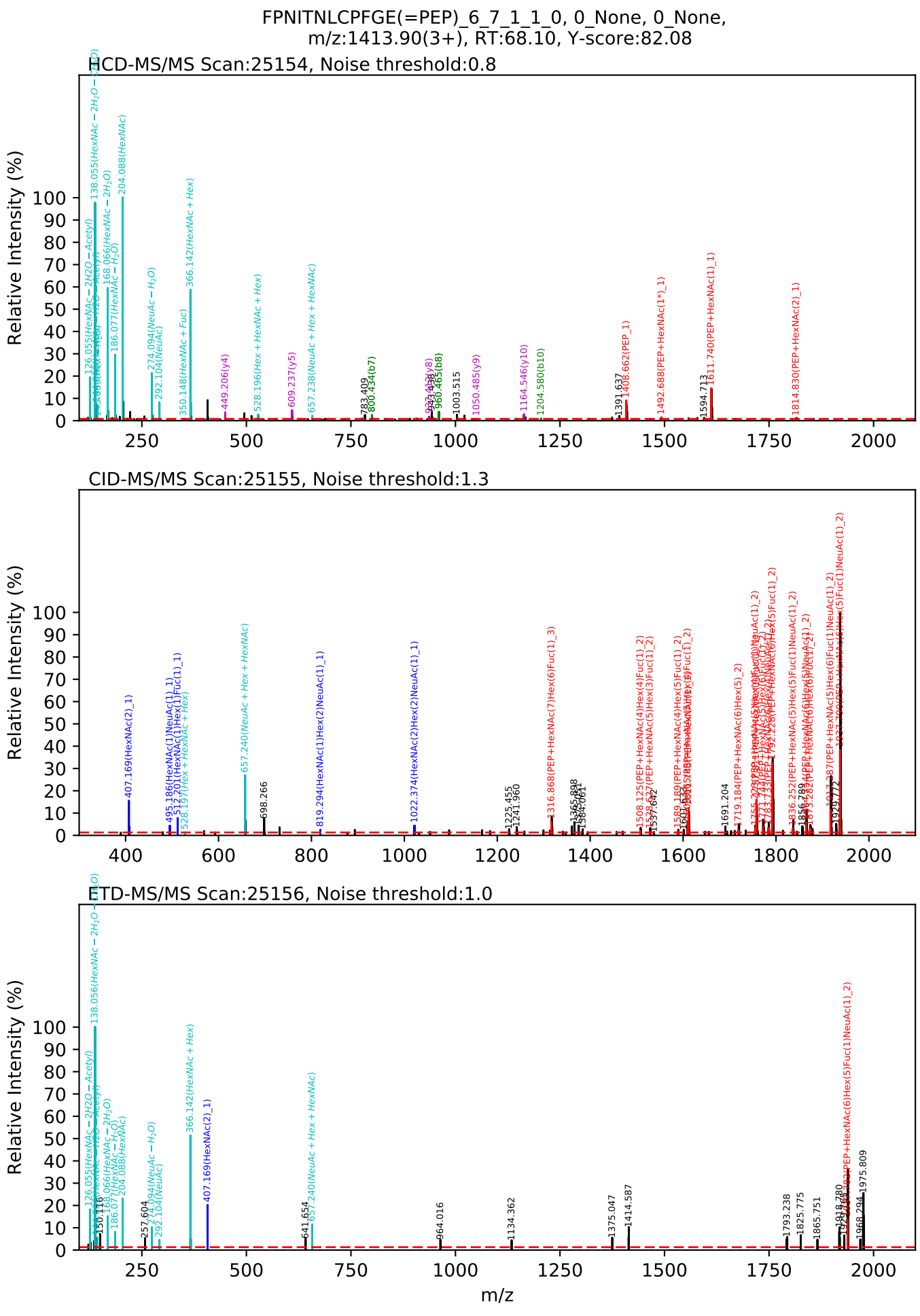
FPNITNLCPFGE(=PEP)_6_7_1_1_0, 0_None, 0_None,
m/z:1413.90(3+), RT:68.10, Y-score:82.08
HCD-MS/MS Scan:25154, Noise threshold:0.8
CID-MS/MS Scan:25155, Noise threshold:1.3
ETD-MS/MS Scan:25156, Noise threshold:1.0
Relative Intensity (%)
m/z

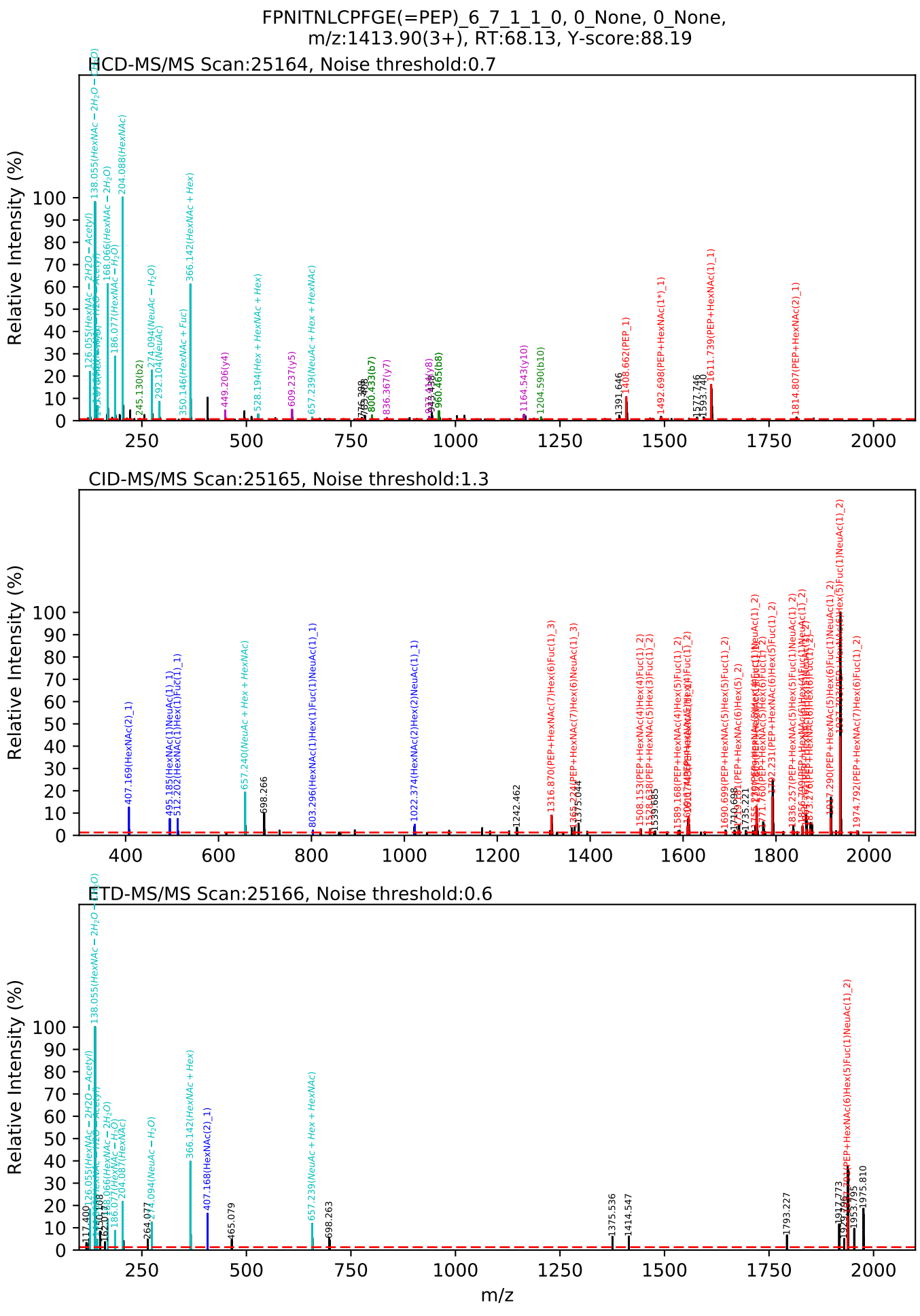
FPNITNLCPFGE(=PEP)_6_7_1_1_0, 0_None, 0_None,
m/z:1413.90(3+), RT:68.13, Y-score:88.19
HCD-MS/MS Scan:25164, Noise threshold:0.7
CID-MS/MS Scan:25165, Noise threshold:1.3
ETD-MS/MS Scan:25166, Noise threshold:0.6
Relative Intensity (%)
m/z

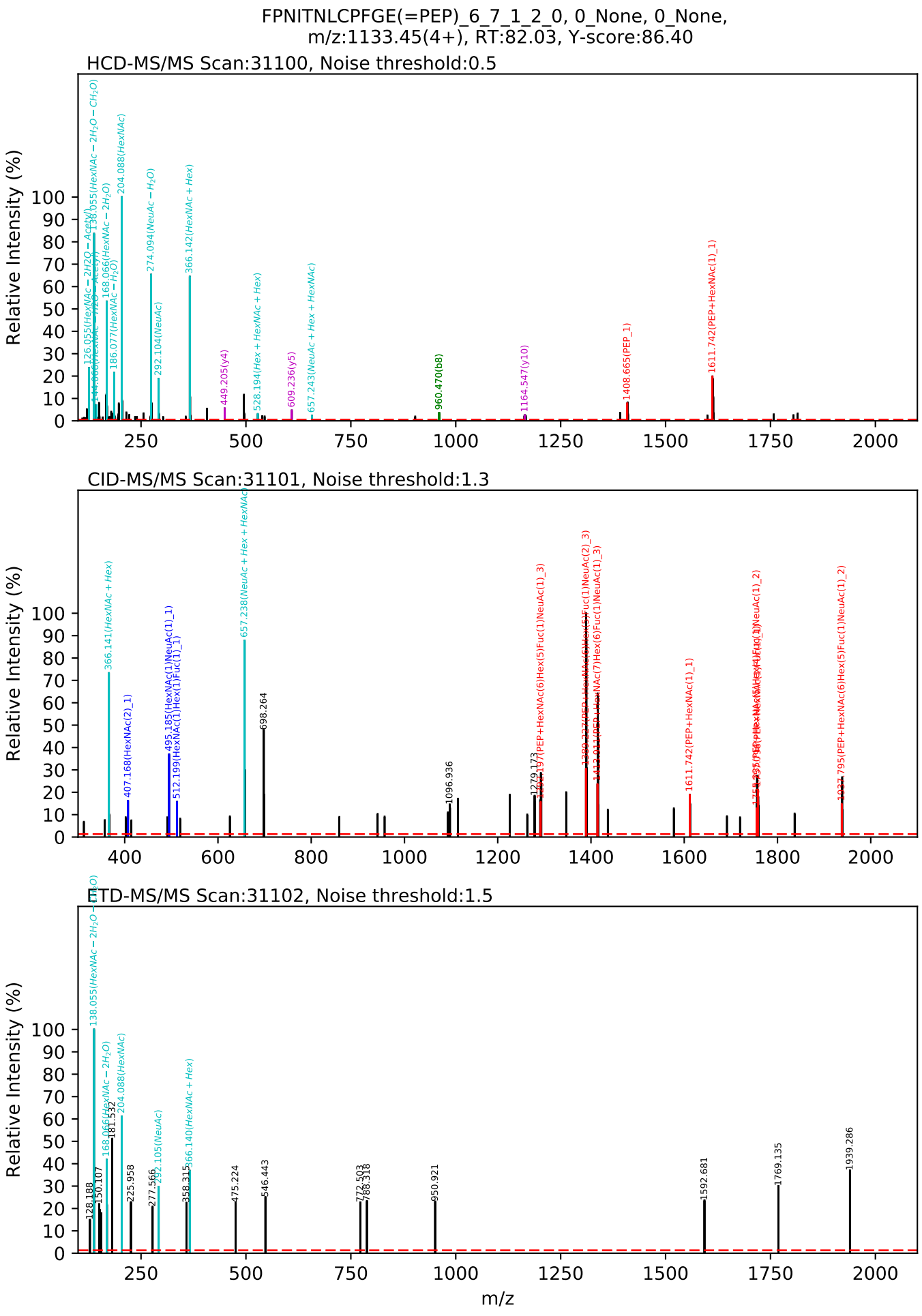
FPNITNLCPFGE(=PEP)_6_7_1_2_0, 0_None, 0_None,
m/z:1133.45(4+), RT:82.03, Y-score:86.40
HCD-MS/MS Scan:31100, Noise threshold:0.5
Relative Intensity (%)
126.055(HexNAc − 2H2O − Ace)
138.055(HexNAc − 2H2O − CH2O)
144.066(HexNAc − H2O − Ace)
168.066(HexNAc − 2H2O)
186.077(HexNAc − H2O)
204.088(HexNAc)
274.094(NeuAc − H2O)
292.104(NeuAc)
366.142(HexNAc + Hex)
449.205(y4)
528.194(Hex + HexNAc + Hex)
609.236(y5)
657.243(NeuAc + Hex + HexNAc)
960.470(b8)
1164.547(y10)
1408.665(PEP_1)
1611.742(PEP+HexNAc(1)_1)
CID-MS/MS Scan:31101, Noise threshold:1.3
Relative Intensity (%)
366.141(HexNAc + Hex)
407.168(HexNAc(2)_1)
495.185(HexNAc(1)NeuAc(1)_1)
512.199(HexNAc(1)Hex(1)Fuc(1)_1)
657.238(NeuAc + Hex + HexNAc)
698.264
1096.936
1279.173
1611.742(PEP+HexNAc(1)_1)
1937.795(PEP+HexNAc(6)Hex(5)Fuc(1)NeuAc(1)_2)
ETD-MS/MS Scan:31102, Noise threshold:1.5
Relative Intensity (%)
138.055(HexNAc − 2H2O − CH2O)
150.107
169.066(HexNAc − 2H2O)
181.532
204.088(HexNAc)
225.958
277.566
292.105(NeuAc)
358.315
366.140(HexNAc + Hex)
475.224
546.443
772.503
788.318
950.921
1592.681
1769.135
1939.286
m/z

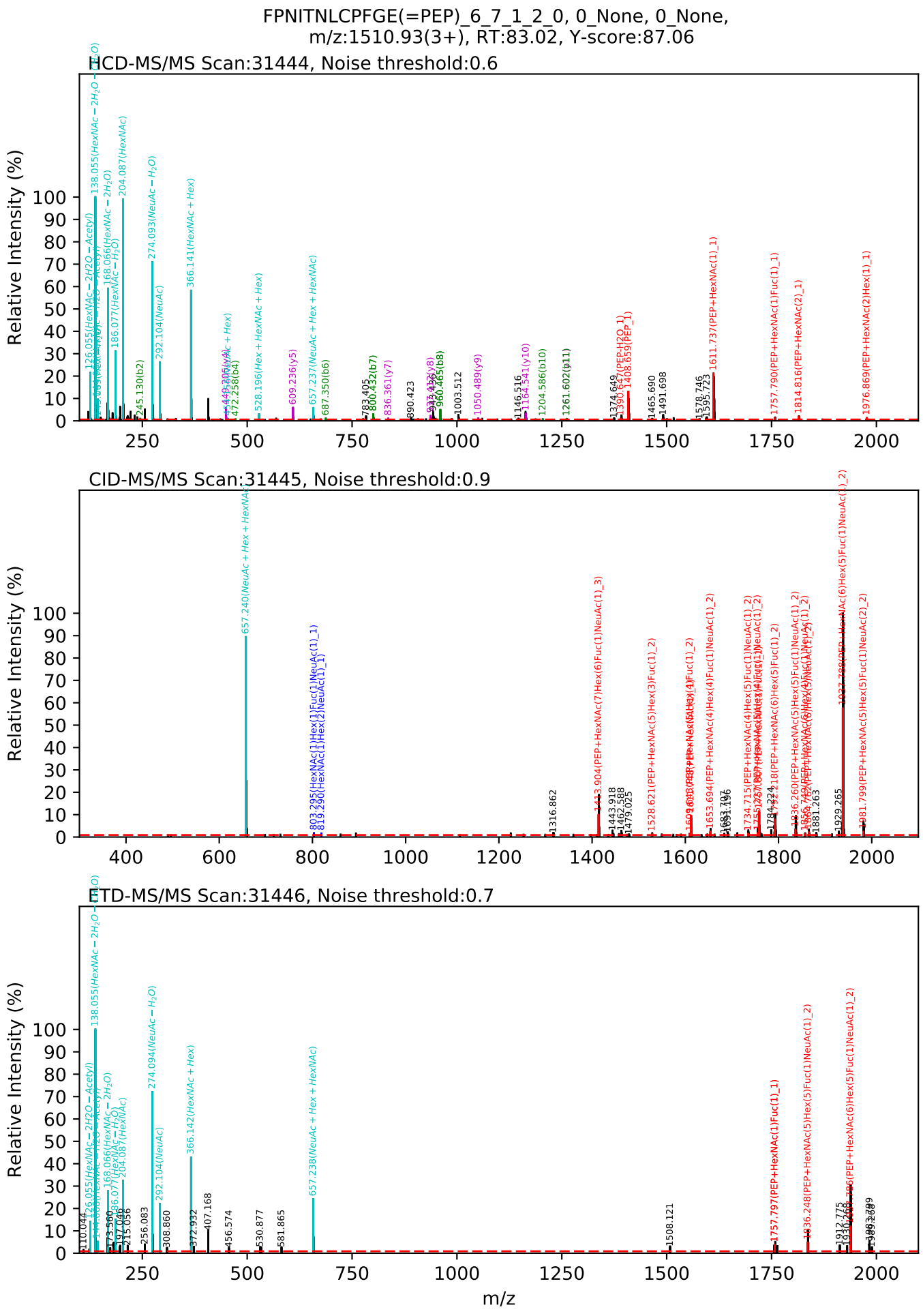
FPNITNLCPFGE(=PEP)_6_7_1_2_0, 0_None, 0_None,
m/z:1510.93(3+), RT:83.02, Y-score:87.06
HCD-MS/MS Scan:31444, Noise threshold:0.6
CID-MS/MS Scan:31445, Noise threshold:0.9
ETD-MS/MS Scan:31446, Noise threshold:0.7
Relative Intensity (%)
m/z

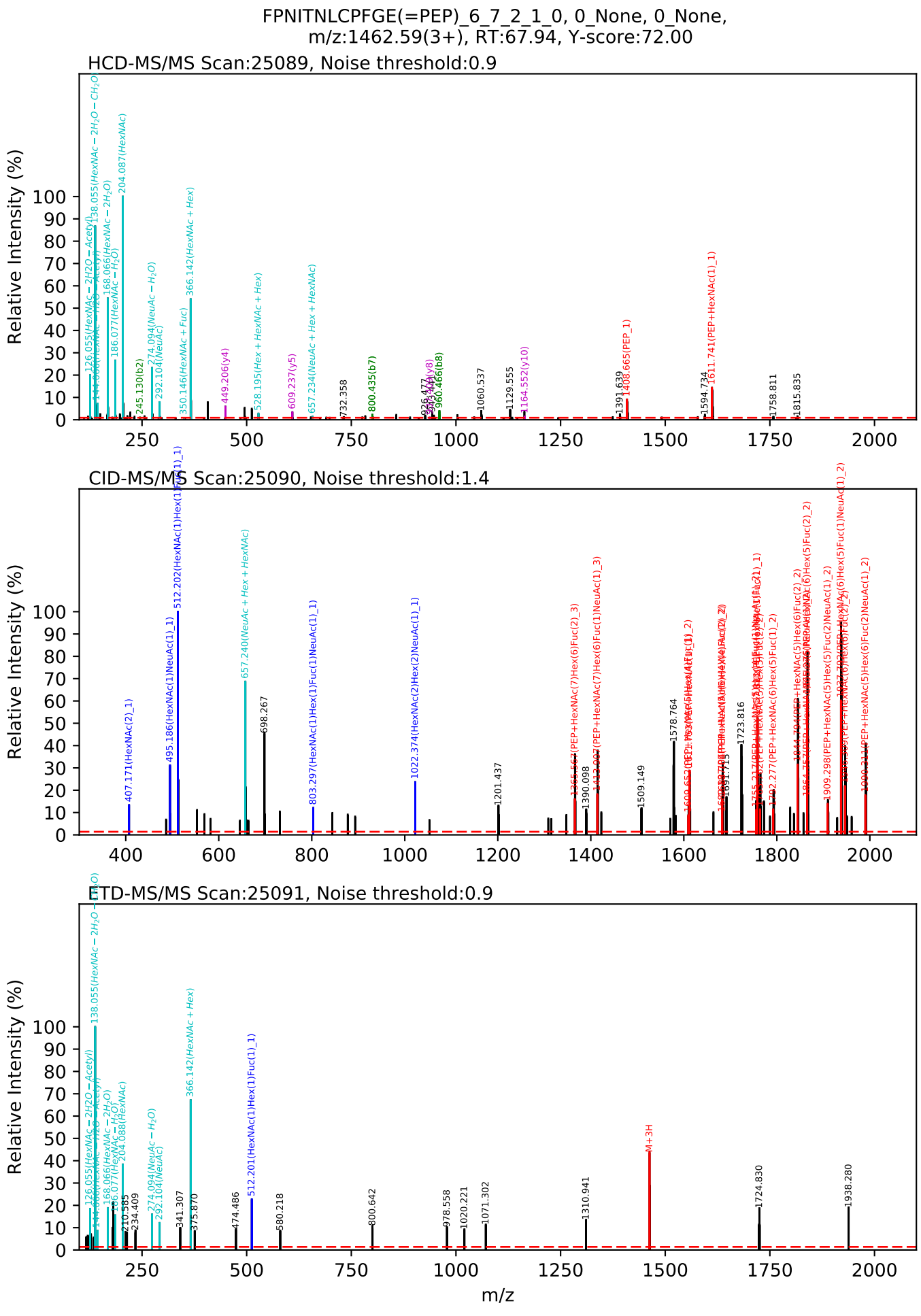
FPNITNLCPFGE(=PEP)_6_7_2_1_0, 0_None, 0_None,
m/z:1462.59(3+), RT:67.94, Y-score:72.00
HCD-MS/MS Scan:25089, Noise threshold:0.9
Relative Intensity (%)
CID-MS/MS Scan:25090, Noise threshold:1.4
Relative Intensity (%)
ETD-MS/MS Scan:25091, Noise threshold:0.9
Relative Intensity (%)
m/z

FPNITNLCPFGE(=PEP)_6_7_2_1_0, 0_None, 0_None,
m/z:1462.59(3+), RT:67.28, Y-score:76.93

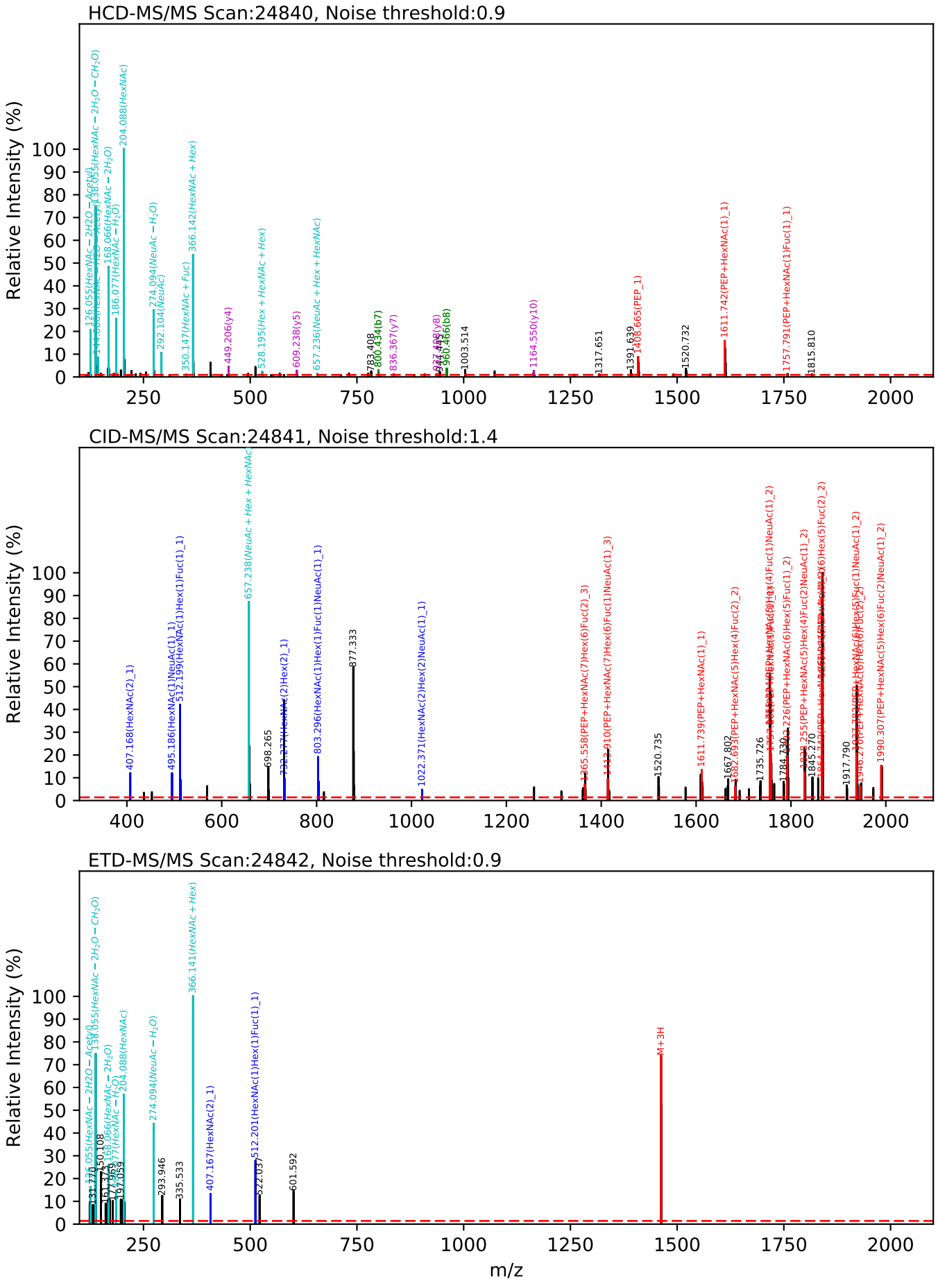

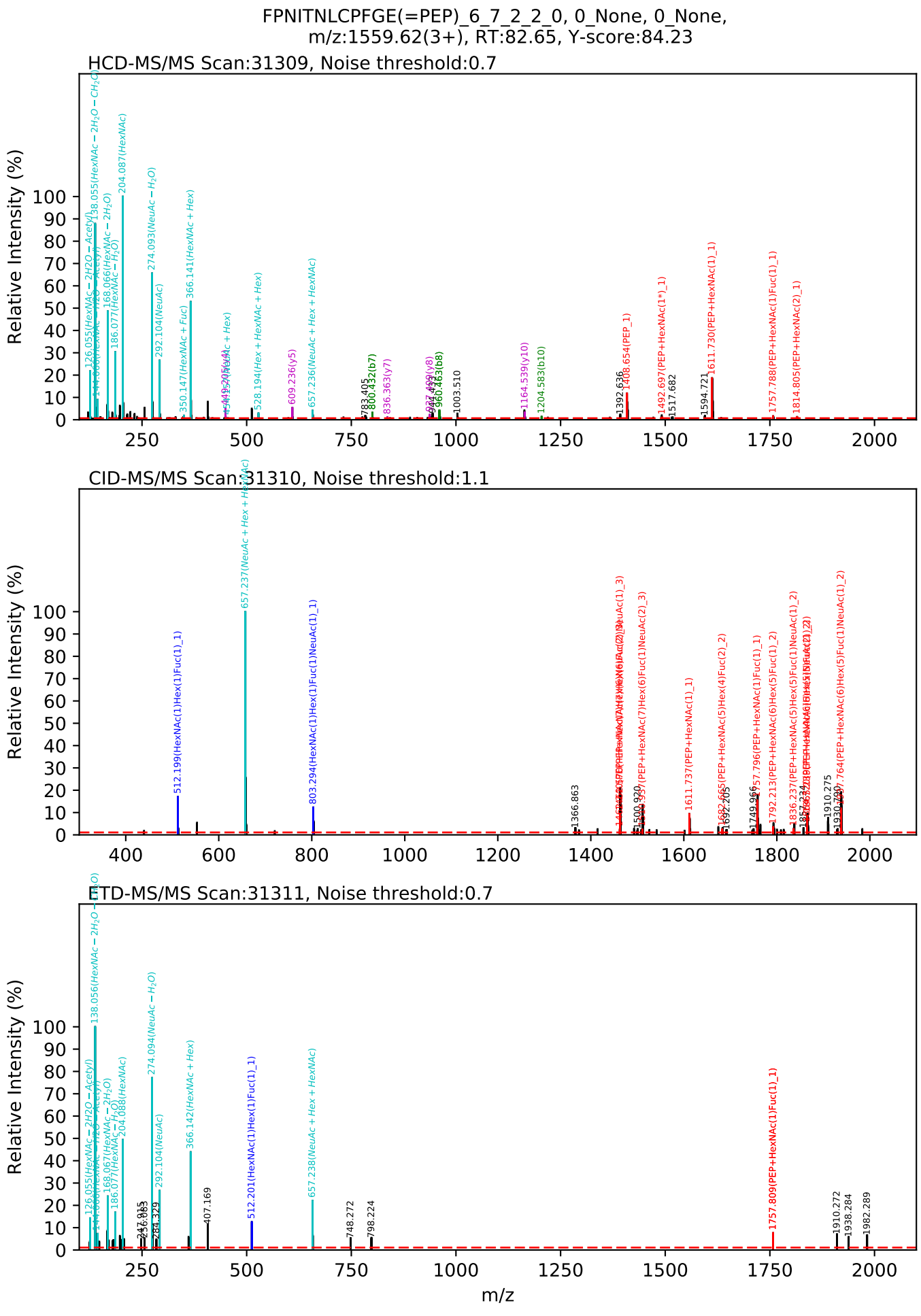
FPNITNLCPFGE(=PEP)_6_7_2_2_0, 0_None, 0_None,
m/z:1559.62(3+), RT:82.65, Y-score:84.23
HCD-MS/MS Scan:31309, Noise threshold:0.7
Relative Intensity (%)
126.055(HexNAc − 2H2O − Acetyl)
138.055(HexNAc − 2H2O − CH2O)
144.066(HexNAc − H2O − Acetyl)
168.066(HexNAc − 2H2O)
186.077(HexNAc − H2O)
204.087(HexNAc)
274.093(NeuAc − H2O)
292.104(NeuAc)
350.147(HexNAc + Fuc)
366.141(HexNAc + Hex)
528.194(Hex + HexNAc + Hex)
609.236(y5)
657.236(NeuAc + Hex + HexNAc)
783.405
800.432(b7)
836.363(y7)
960.483(b8)
1003.510
1164.539(y10)
1204.583(b10)
1392.636
1408.654(PEP_1)
1492.697(PEP+HexNAc(1*)_1)
1517.682
1594.721
1611.730(PEP+HexNAc(1)_1)
1757.788(PEP+HexNAc(1)Fuc(1)_1)
1814.805(PEP+HexNAc(2)_1)
CID-MS/MS Scan:31310, Noise threshold:1.1
Relative Intensity (%)
512.199(HexNAc(1)Hex(1)Fuc(1)_1)
657.237(NeuAc + Hex + HexNAc)
803.294(HexNAc(1)Hex(1)Fuc(1)NeuAc(1)_1)
1366.863
1500.920
1611.737(PEP+HexNAc(1)_1)
1692.205
1749.966
1792.213(PEP+HexNAc(6)Hex(5)Fuc(1)_2)
1836.237(PEP+HexNAc(5)Hex(5)Fuc(1)NeuAc(1)_2)
1910.275
1930.780
ETD-MS/MS Scan:31311, Noise threshold:0.7
Relative Intensity (%)
126.055(HexNAc − 2H2O − Acetyl)
138.056(HexNAc − 2H2O − CH2O)
144.066(HexNAc − H2O − Acetyl)
168.067(HexNAc − 2H2O)
186.077(HexNAc − H2O)
204.088(HexNAc)
274.094(NeuAc − H2O)
292.104(NeuAc)
366.142(HexNAc + Hex)
407.169
512.201(HexNAc(1)Hex(1)Fuc(1)_1)
657.238(NeuAc + Hex + HexNAc)
748.272
798.224
1757.809(PEP+HexNAc(1)Fuc(1)_1)
1910.272
1938.284
1982.289
m/z

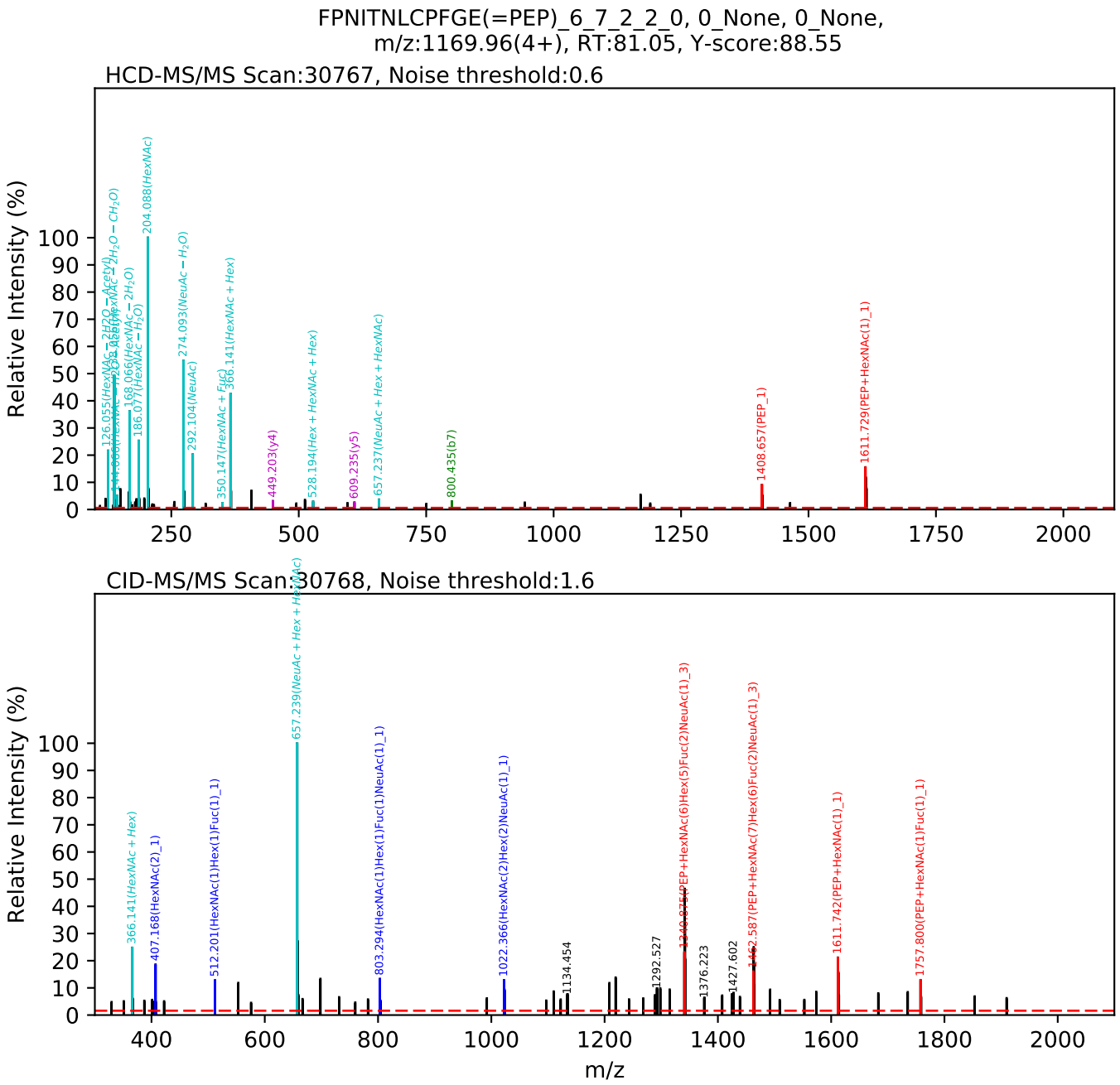
FPNITNLCPFGE(=PEP)_6_7_2_2_0, 0_None, 0_None,
m/z:1169.96(4+), RT:81.05, Y-score:88.55
HCD-MS/MS Scan:30767, Noise threshold:0.6
Relative Intensity (%)
204.088(HexNAc)
274.093(NeuAc − H2O)
292.104(NeuAc)
350.147(HexNAc + Fuc)
366.141(HexNAc + Hex)
449.203(y4)
528.194(Hex + HexNAc + Hex)
609.235(y5)
657.237(NeuAc + Hex + HexNAc)
800.435(b7)
1408.657(PEP_1)
1611.729(PEP+HexNAc(1)_1)
CID-MS/MS Scan:30768, Noise threshold:1.6
Relative Intensity (%)
366.141(HexNAc + Hex)
407.168(HexNAc(2)_1)
512.201(HexNAc(1)Hex(1)Fuc(1)_1)
657.239(NeuAc + Hex + HexNAc)
803.294(HexNAc(1)Hex(1)Fuc(1)NeuAc(1)_1)
1022.366(HexNAc(2)Hex(2)NeuAc(1)_1)
1134.454
1292.527
1376.223
1427.602
1611.742(PEP+HexNAc(1)_1)
1757.800(PEP+HexNAc(1)Fuc(1)_1)
m/z

FPNITNLCPFGE(=PEP)_6_7_2_2_0, 0_None, 0_None,
m/z:1559.62(3+), RT:81.38, Y-score:82.62

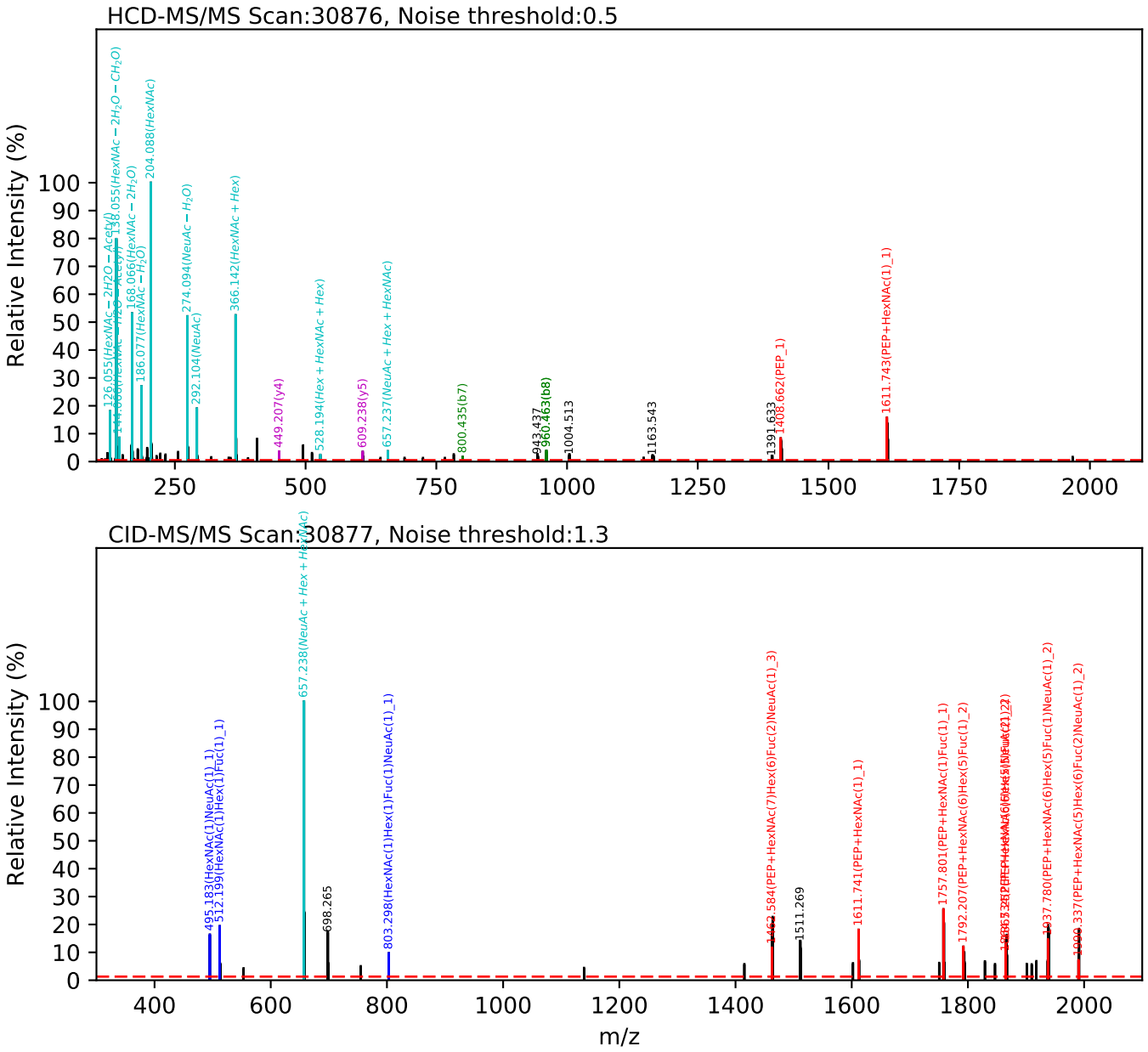

FPNITNLCPFGE(=PEP)_6_7_4_1_0, 0_None, 0_None,
m/z:1559.96(3+), RT:67.64, Y-score:82.68

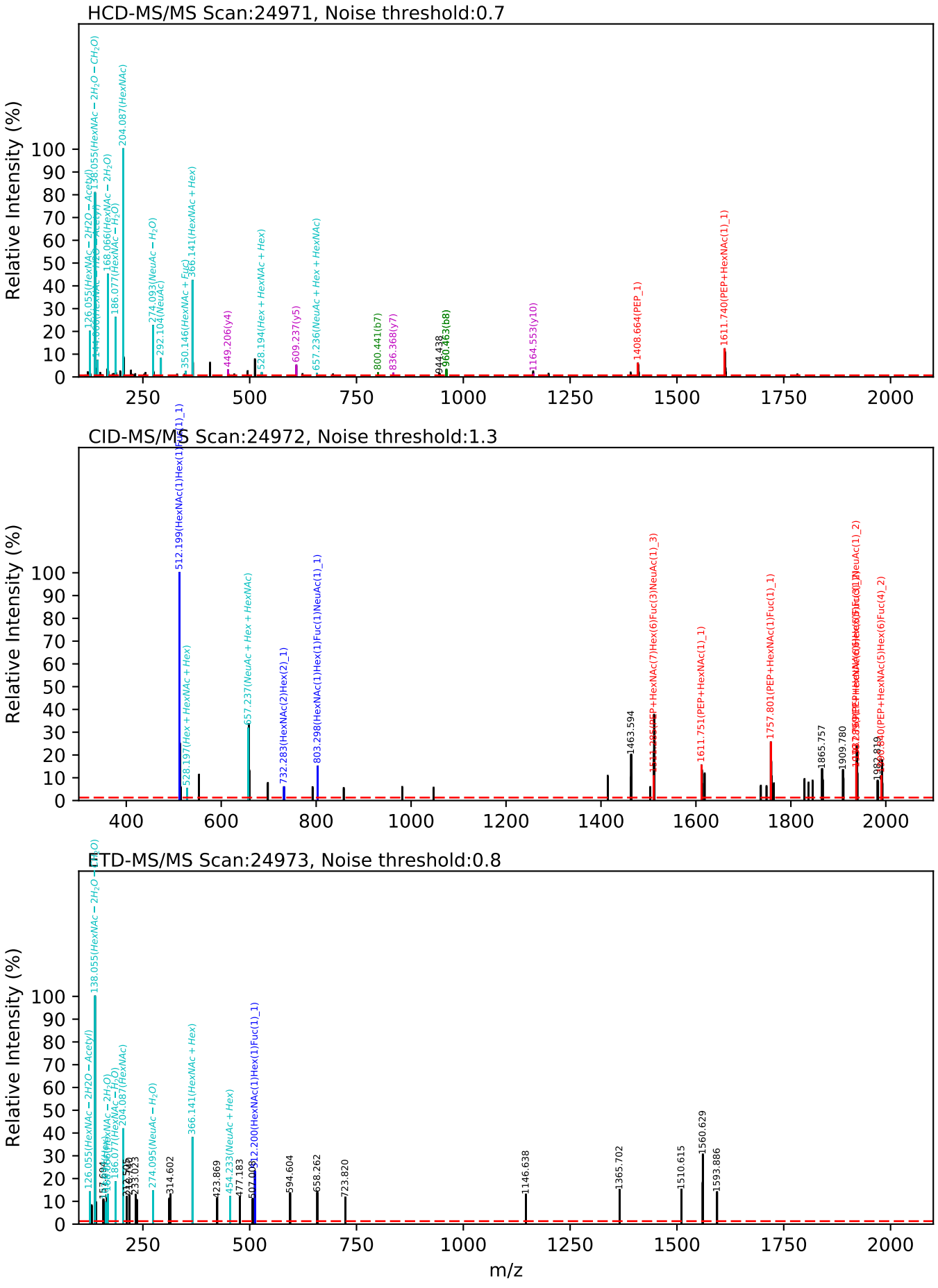

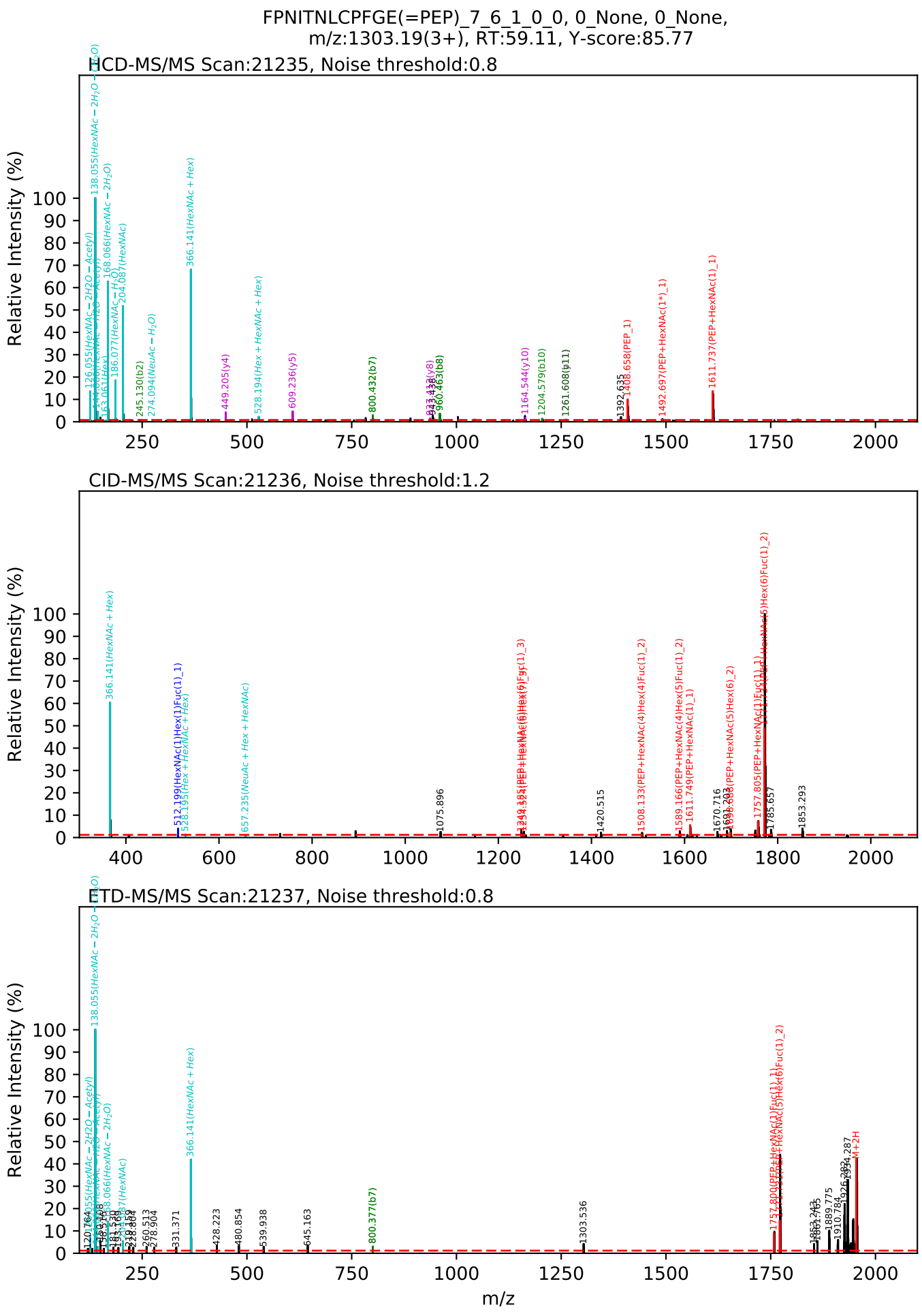
FPNITNLCPFGE(=PEP)_7_6_1_0_0, 0_None, 0_None,
m/z:1303.19(3+), RT:59.11, Y-score:85.77
HCD-MS/MS Scan:21235, Noise threshold:0.8
Relative Intensity (%)
366.141(HexNAc + Hex)
449.205(y4)
528.194(Hex + HexNAc + Hex)
609.236(y5)
800.432(b7)
1164.544(y10)
1204.579(b10)
1261.608(b11)
1492.697(PEP+HexNAc(1*)_1)
1611.737(PEP+HexNAc(1)_1)
CID-MS/MS Scan:21236, Noise threshold:1.2
Relative Intensity (%)
366.141(HexNAc + Hex)
657.235(NeuAc + Hex + HexNAc)
1075.896
1420.515
1508.133(PEP+HexNAc(4)Hex(4)Fuc(1)_2)
1589.166(PEP+HexNAc(4)Hex(5)Fuc(1)_2)
1611.749(PEP+HexNAc(1)_1)
1670.716
1757.805(PEP+HexNAc(1)Fuc(1)_1)
1785.657
1853.293
ETD-MS/MS Scan:21237, Noise threshold:0.8
Relative Intensity (%)
366.141(HexNAc + Hex)
331.371
428.223
480.854
539.938
645.163
800.377(b7)
1303.536
m/z

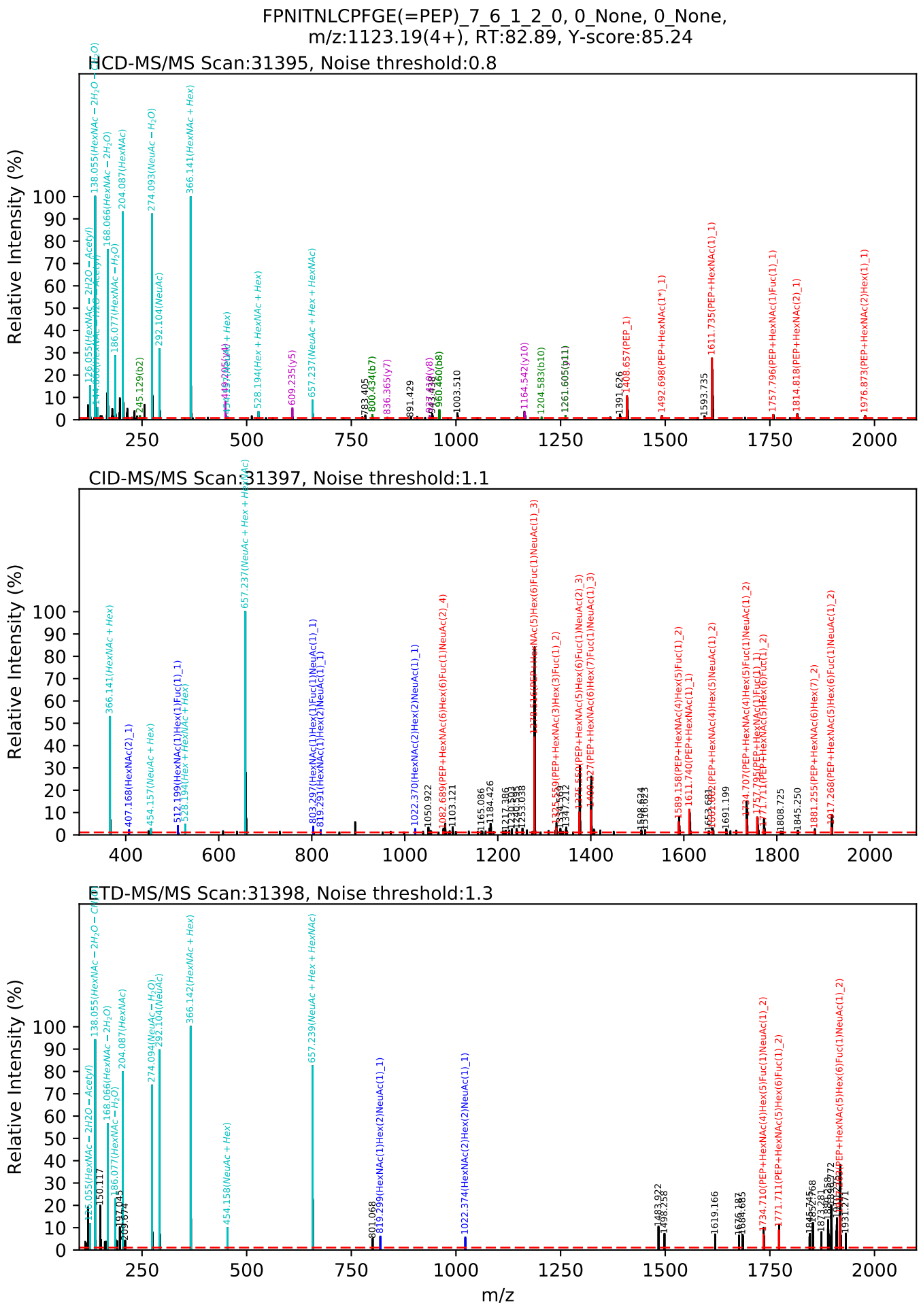
FPNITNLCPFGE(=PEP)_7_6_1_2_0, 0_None, 0_None,
m/z:1123.19(4+), RT:82.89, Y-score:85.24
HCD-MS/MS Scan:31395, Noise threshold:0.8
CID-MS/MS Scan:31397, Noise threshold:1.1
ETD-MS/MS Scan:31398, Noise threshold:1.3
Relative Intensity (%)
m/z

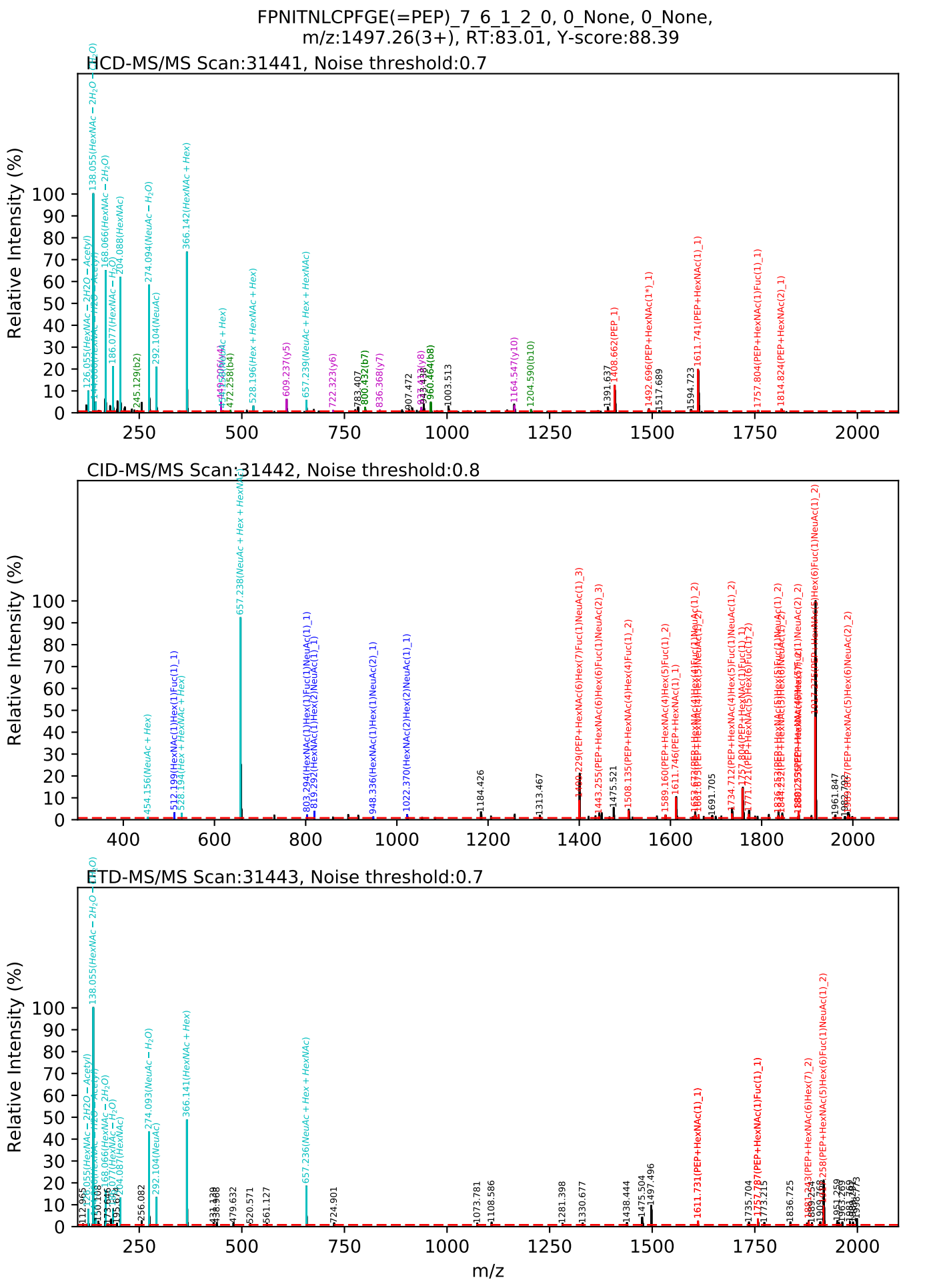
FPNITNLCPFGE(=PEP)_7_6_1_2_0, 0_None, 0_None,
m/z:1497.26(3+), RT:83.01, Y-score:88.39
HCD-MS/MS Scan:31441, Noise threshold:0.7
CID-MS/MS Scan:31442, Noise threshold:0.8
ETD-MS/MS Scan:31443, Noise threshold:0.7
Relative Intensity (%)
m/z

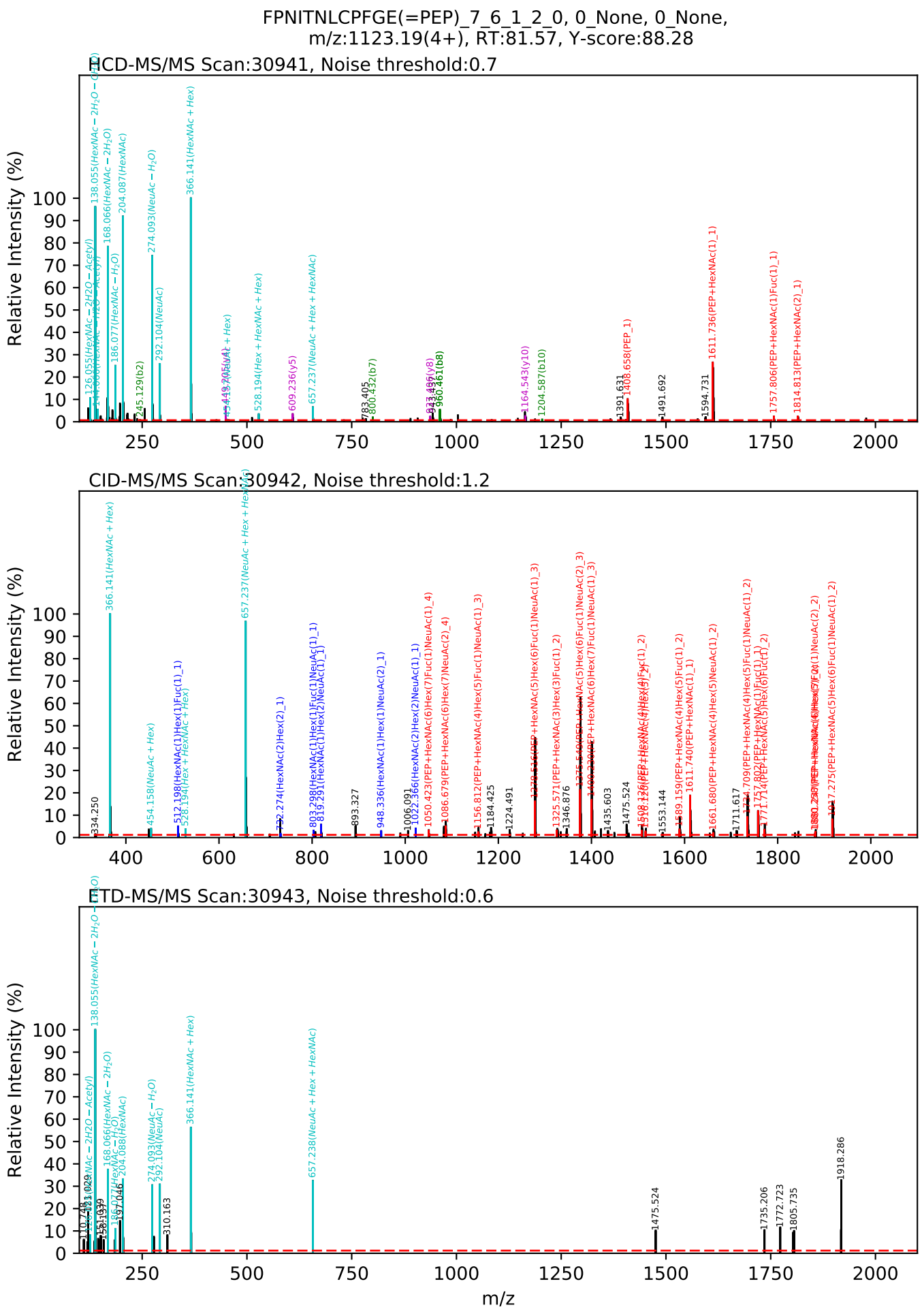
FPNITNLCPFGE(=PEP)_7_6_1_2_0, 0_None, 0_None,
m/z:1123.19(4+), RT:81.57, Y-score:88.28
HCD-MS/MS Scan:30941, Noise threshold:0.7
CID-MS/MS Scan:30942, Noise threshold:1.2
ETD-MS/MS Scan:30943, Noise threshold:0.6
Relative Intensity (%)
m/z

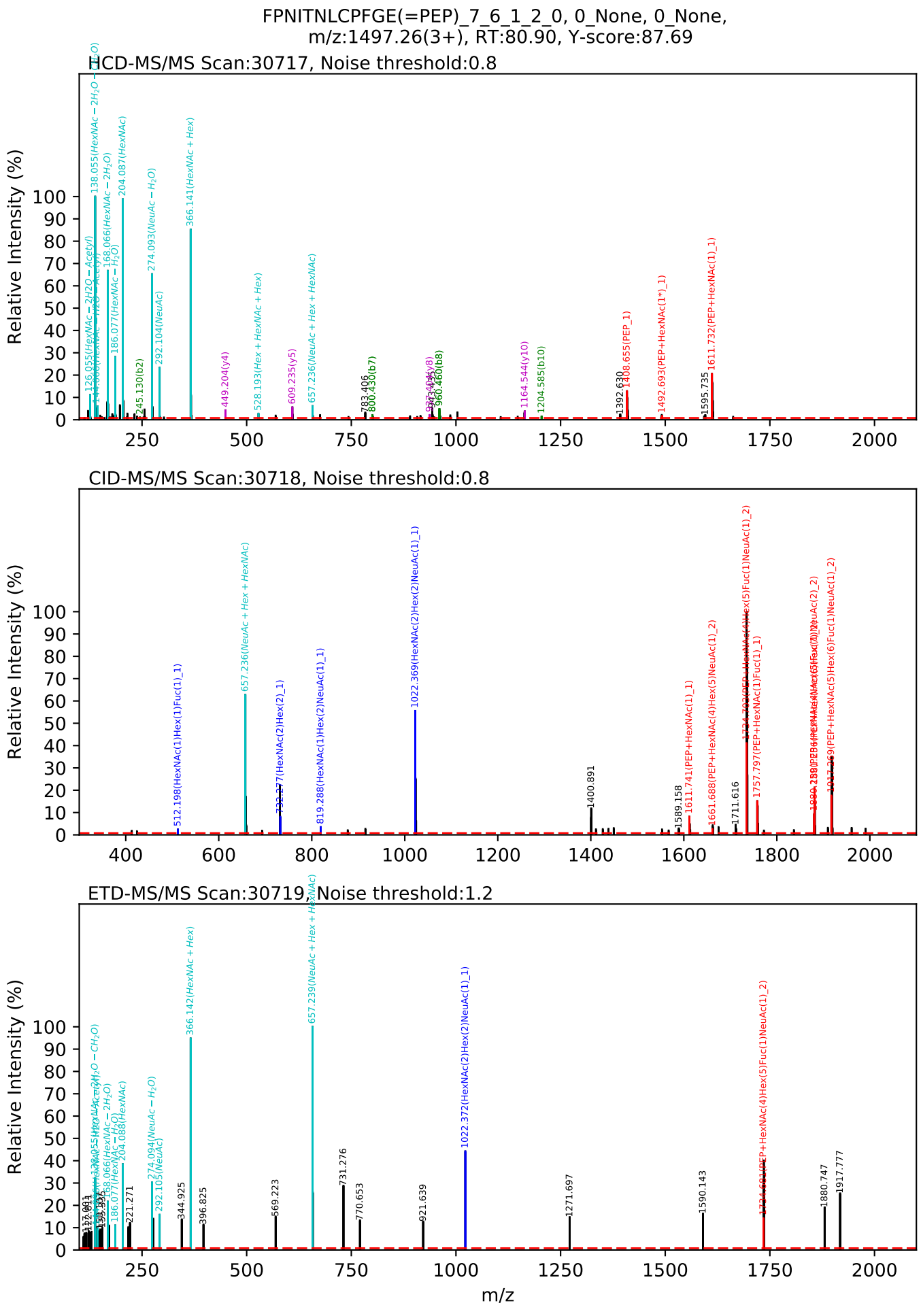
FPNITNLCPFGE(=PEP)_7_6_1_2_0, 0_None, 0_None,
m/z:1497.26(3+), RT:80.90, Y-score:87.69
HCD-MS/MS Scan:30717, Noise threshold:0.8
CID-MS/MS Scan:30718, Noise threshold:0.8
ETD-MS/MS Scan:30719, Noise threshold:1.2
Relative Intensity (%)
m/z

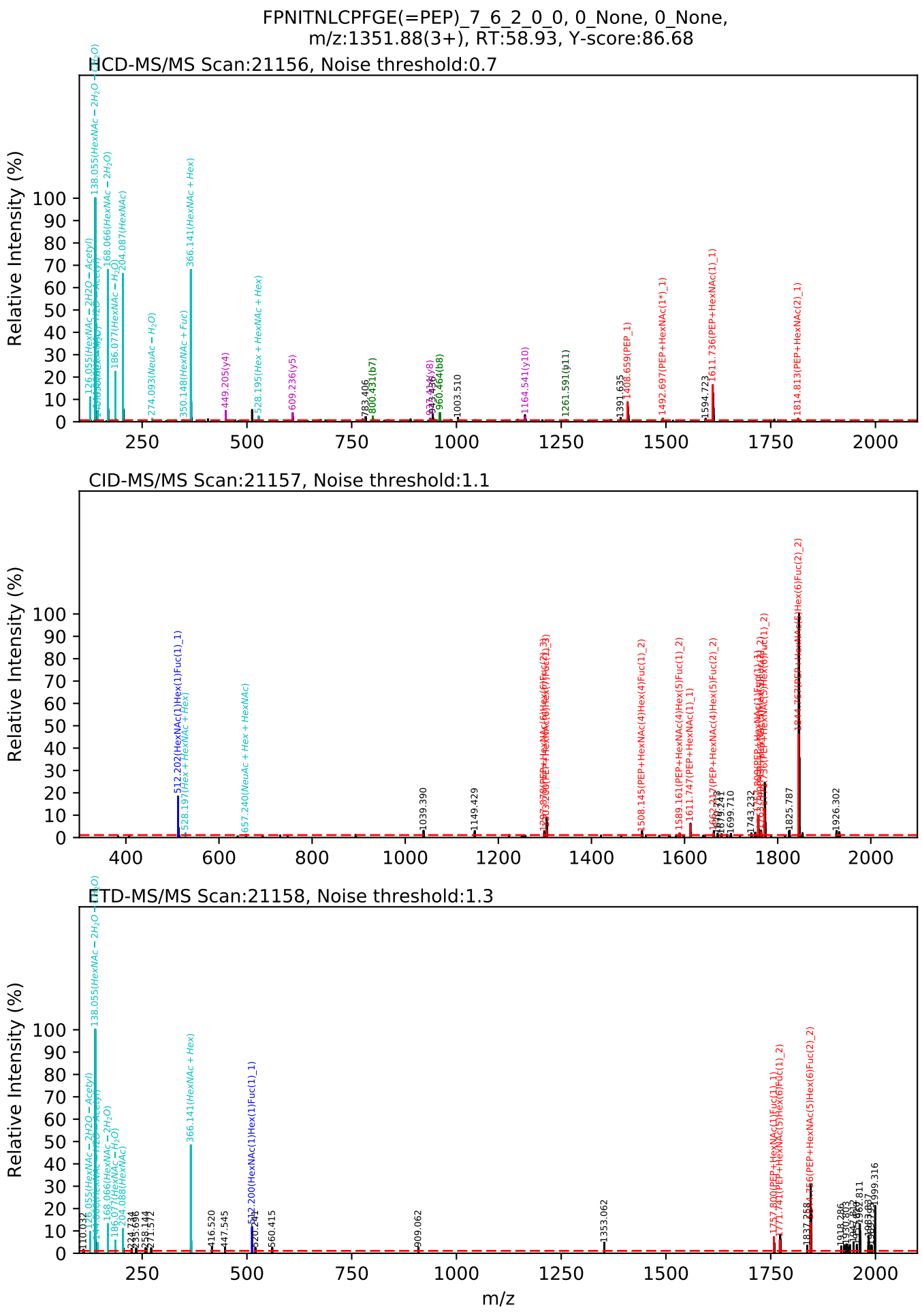
FPNITNLCPFGE(=PEP)_7_6_2_0_0, 0_None, 0_None,
m/z:1351.88(3+), RT:58.93, Y-score:86.68
HCD-MS/MS Scan:21156, Noise threshold:0.7
CID-MS/MS Scan:21157, Noise threshold:1.1
ETD-MS/MS Scan:21158, Noise threshold:1.3
Relative Intensity (%)
m/z

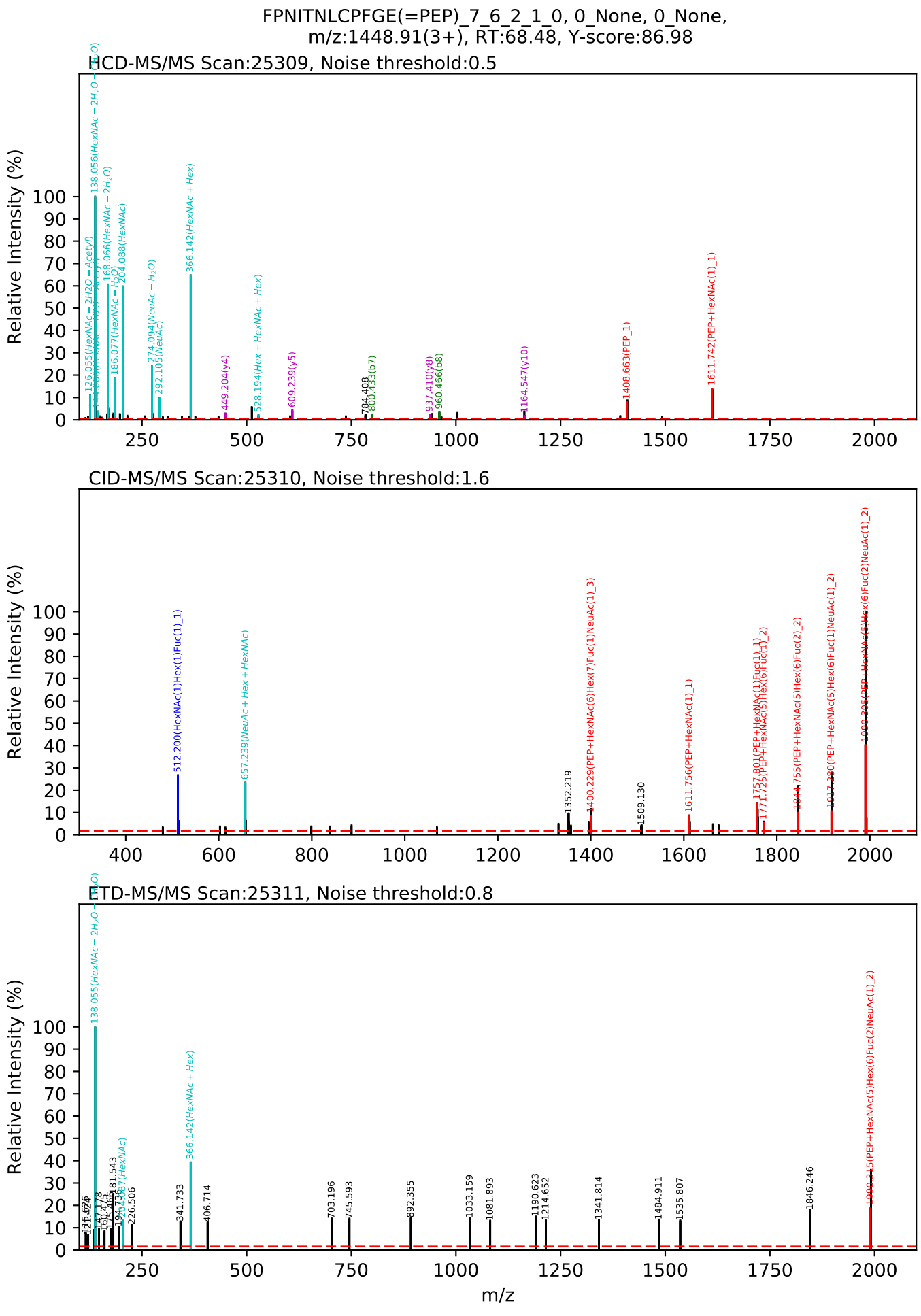
FPNITNLCPFGE(=PEP)_7_6_2_1_0, 0_None, 0_None,
m/z:1448.91(3+), RT:68.48, Y-score:86.98
HCD-MS/MS Scan:25309, Noise threshold:0.5
CID-MS/MS Scan:25310, Noise threshold:1.6
ETD-MS/MS Scan:25311, Noise threshold:0.8
Relative Intensity (%)
m/z
138.056(HexNAc − 2H2O)
366.142(HexNAc + Hex)
204.088(HexNAc)
186.077(HexNAc − H2O)
168.066(HexNAc − 2H2O)
274.094(NeuAc − H2O)
292.105(NeuAc)
449.204(y4)
528.194(Hex + HexNAc + Hex)
609.239(y5)
784.408
800.433(b7)
937.410(y8)
960.466(b8)
1164.547(y10)
1408.663(PEP_1)
1611.742(PEP+HexNAc(1)_1)
512.200(HexNAc(1)Hex(1)Fuc(1)_1)
657.239(NeuAc + Hex + HexNAc)
1352.219
1400.229(PEP+HexNAc(6)Hex(7)Fuc(1)NeuAc(1)_3)
1509.130
1611.756(PEP+HexNAc(1)_1)
1757.801(PEP+HexNAc(1)Fuc(1)_1)
1771.725(PEP+HexNAc(5)Hex(6)Fuc(1)_2)
1844.755(PEP+HexNAc(5)Hex(6)Fuc(2)_2)
1917.290(PEP+HexNAc(5)Hex(6)Fuc(1)NeuAc(1)_2)
1990.326(PEP+HexNAc(5)Hex(6)Fuc(2)NeuAc(1)_2)
138.055(HexNAc − 2H2O)
366.142(HexNAc + Hex)
204.087(HexNAc)
226.506
341.733
406.714
703.196
745.593
892.355
1033.159
1081.893
1190.623
1214.652
1341.814
1484.911
1535.807
1846.246
1990.215(PEP+HexNAc(5)Hex(6)Fuc(2)NeuAc(1)_2)

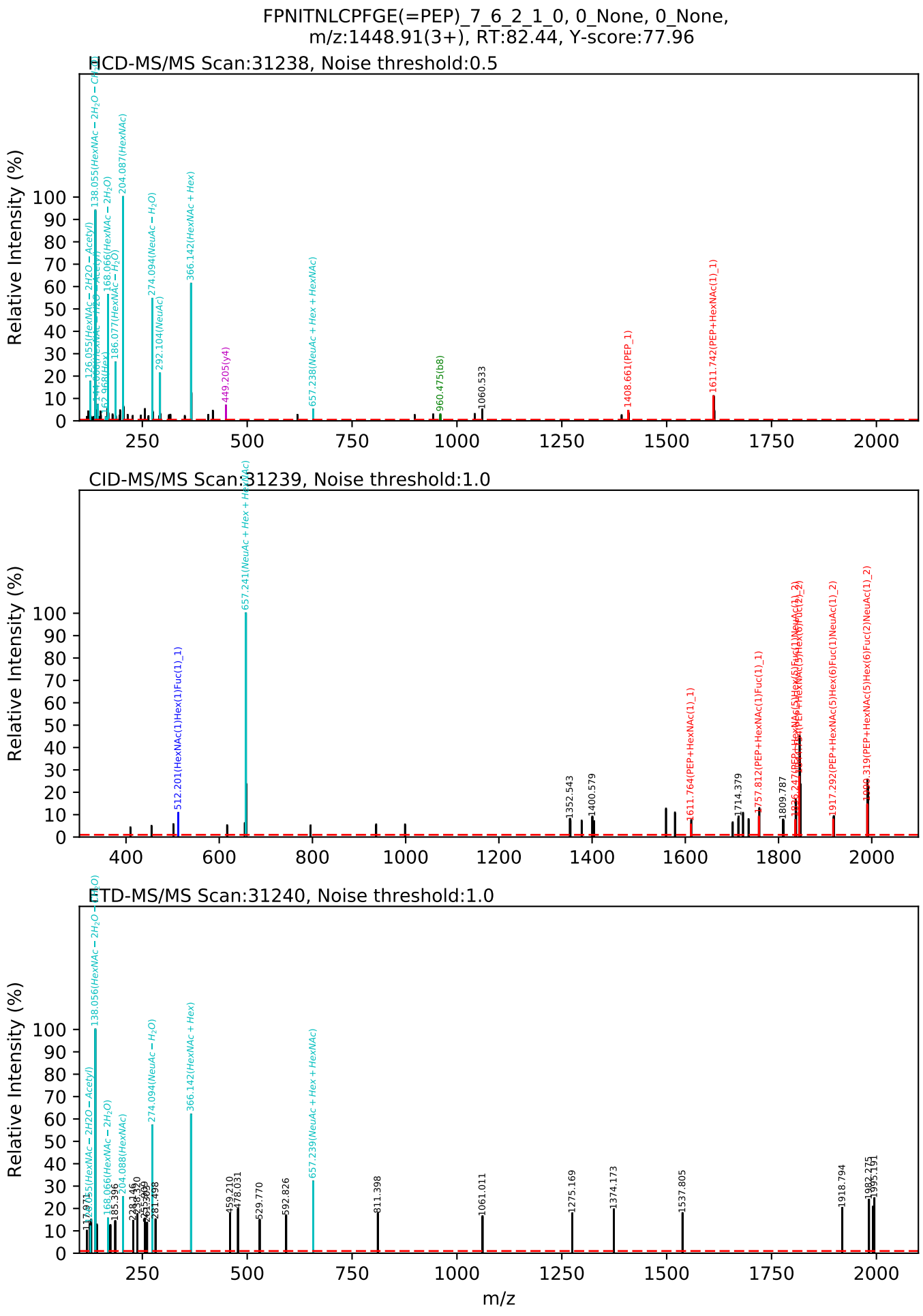
FPNITNLCPFGE(=PEP)_7_6_2_1_0, 0_None, 0_None,
m/z:1448.91(3+), RT:82.44, Y-score:77.96
HCD-MS/MS Scan:31238, Noise threshold:0.5
Relative Intensity (%)
126.055(HexNAc − 2H2O − Acetyl)
138.055(HexNAc − 2H2O − CH2O)
168.066(HexNAc − 2H2O)
186.077(HexNAc − H2O)
204.087(HexNAc)
274.094(NeuAc − H2O)
292.104(NeuAc)
366.142(HexNAc + Hex)
449.205(y4)
657.238(NeuAc + Hex + HexNAc)
960.475(b8)
1060.533
1408.661(PEP_1)
1611.742(PEP+HexNAc(1)_1)
CID-MS/MS Scan:31239, Noise threshold:1.0
Relative Intensity (%)
512.201(HexNAc(1)Hex(1)Fuc(1)_1)
657.241(NeuAc + Hex + HexNAc)
1352.543
1400.579
1611.764(PEP+HexNAc(1)_1)
1714.379
1757.812(PEP+HexNAc(1)Fuc(1)_1)
1809.787
1917.292(PEP+HexNAc(5)Hex(6)Fuc(1)NeuAc(1)_2)
2000.319(PEP+HexNAc(5)Hex(6)Fuc(2)NeuAc(1)_2)
ETD-MS/MS Scan:31240, Noise threshold:1.0
Relative Intensity (%)
138.056(HexNAc − 2H2O − Acetyl)
168.066(HexNAc − 2H2O)
204.088(HexNAc)
274.094(NeuAc − H2O)
366.142(HexNAc + Hex)
459.210
478.031
529.770
592.826
657.239(NeuAc + Hex + HexNAc)
811.398
1061.011
1275.169
1374.173
1537.805
1918.794
1982.275
1995.191
m/z

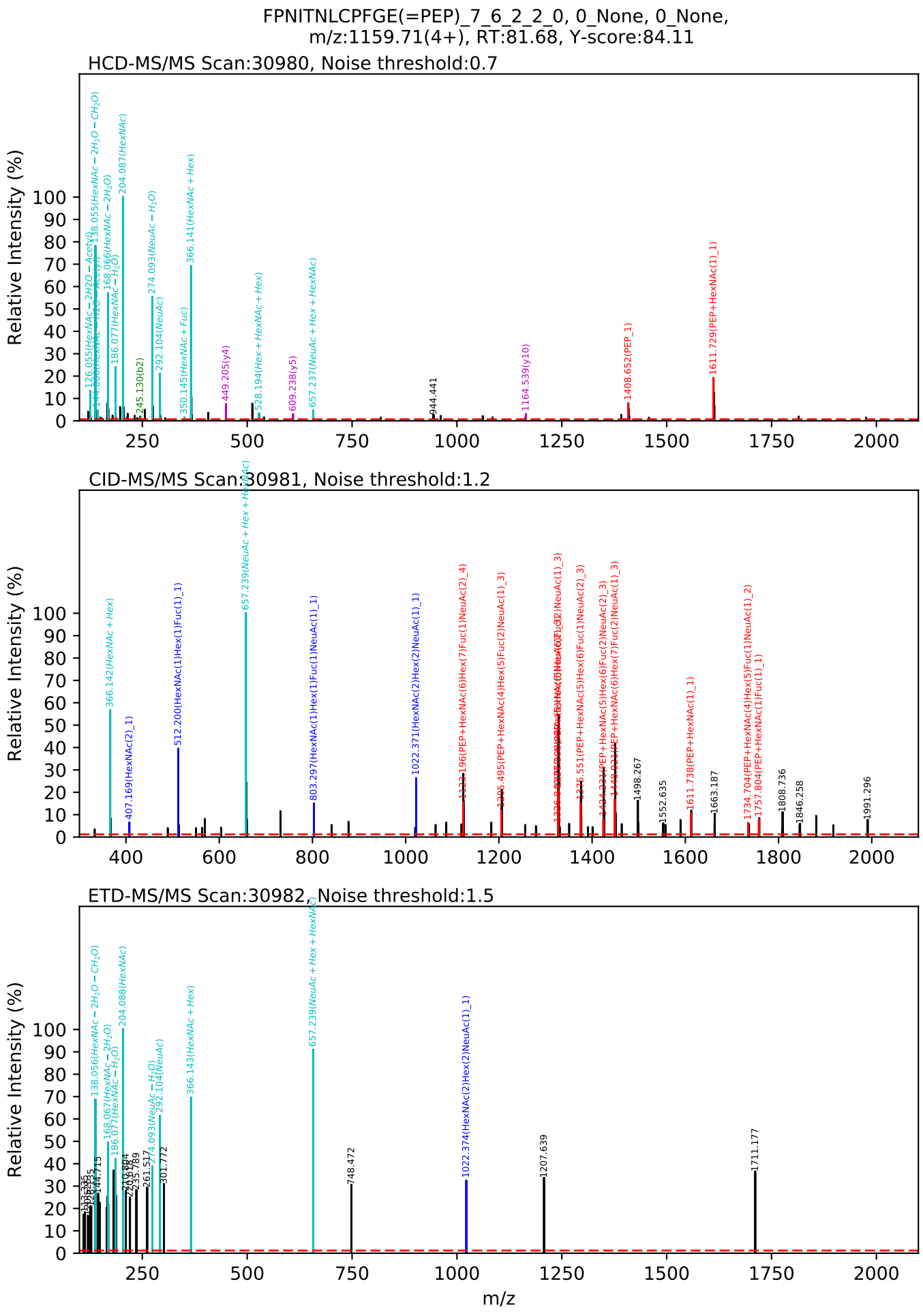
FPNITNLCPFGE(=PEP)_7_6_2_2_0, 0_None, 0_None,
m/z:1159.71(4+), RT:81.68, Y-score:84.11
HCD-MS/MS Scan:30980, Noise threshold:0.7
Relative Intensity (%)
126.055(HexNAc − 2H2O − Acetyl)
138.055(HexNAc − 2H2O − CH2O)
144.066(HexNAc − H2O − Acetyl)
168.066(HexNAc − 2H2O)
186.077(HexNAc − H2O)
204.087(HexNAc)
245.130(b2)
274.093(NeuAc − H2O)
292.104(NeuAc)
350.145(HexNAc + Fuc)
366.141(HexNAc + Hex)
449.205(y4)
528.194(Hex + HexNAc + Hex)
609.238(y5)
657.237(NeuAc + Hex + HexNAc)
944.441
1164.539(y10)
1408.652(PEP_1)
1611.729(PEP+HexNAc(1)_1)
CID-MS/MS Scan:30981, Noise threshold:1.2
Relative Intensity (%)
366.142(HexNAc + Hex)
407.169(HexNAc(2)_1)
512.200(HexNAc(1)Hex(1)Fuc(1)_1)
657.239(NeuAc + Hex + HexNAc)
803.297(HexNAc(1)Hex(1)Fuc(1)NeuAc(1)_1)
1022.371(HexNAc(2)Hex(2)NeuAc(1)_1)
1123.196(PEP+HexNAc(6)Hex(7)Fuc(1)NeuAc(2)_4)
1295.495(PEP+HexNAc(4)Hex(5)Fuc(2)NeuAc(1)_3)
1325.551(PEP+HexNAc(5)Hex(6)Fuc(1)NeuAc(2)_3)
1414.2314(PEP+HexNAc(5)Hex(6)Fuc(2)NeuAc(2)_3)
1498.267
1552.635
1611.738(PEP+HexNAc(1)_1)
1663.187
1734.704(PEP+HexNAc(4)Hex(5)Fuc(1)NeuAc(1)_2)
1757.804(PEP+HexNAc(1)Fuc(1)_1)
1808.736
1846.258
1991.296
ETD-MS/MS Scan:30982, Noise threshold:1.5
Relative Intensity (%)
138.056(HexNAc − 2H2O − CH2O)
168.067(HexNAc − 2H2O)
186.077(HexNAc − H2O)
204.088(HexNAc)
274.093(NeuAc − H2O)
292.104(NeuAc)
301.772
366.143(HexNAc + Hex)
657.239(NeuAc + Hex + HexNAc)
748.472
1022.374(HexNAc(2)Hex(2)NeuAc(1)_1)
1207.639
1711.177
m/z

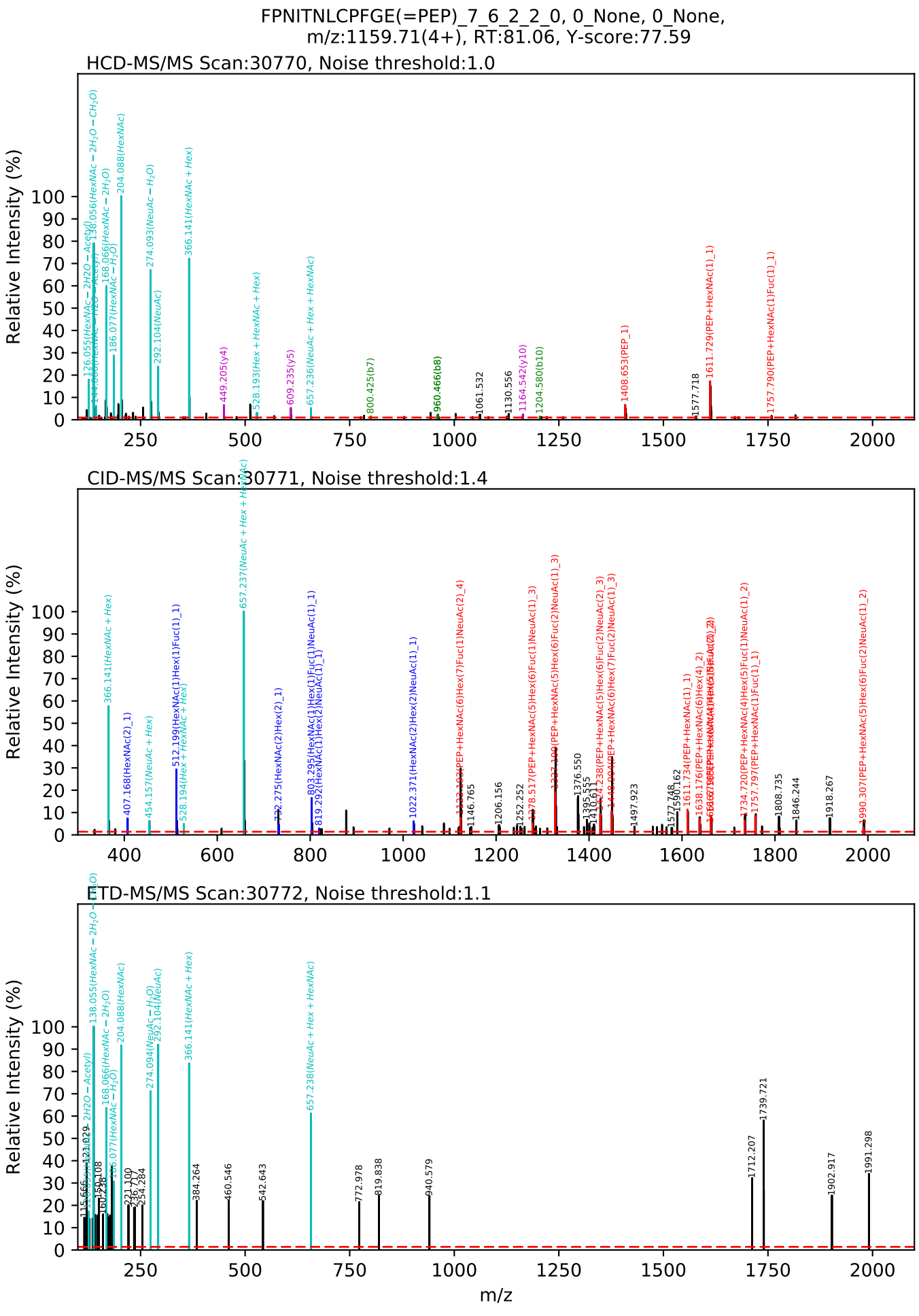
FPNITNLCPFGE(=PEP)_7_6_2_2_0, 0_None, 0_None,
m/z:1159.71(4+), RT:81.06, Y-score:77.59
HCD-MS/MS Scan:30770, Noise threshold:1.0
CID-MS/MS Scan:30771, Noise threshold:1.4
ETD-MS/MS Scan:30772, Noise threshold:1.1
Relative Intensity (%)
m/z

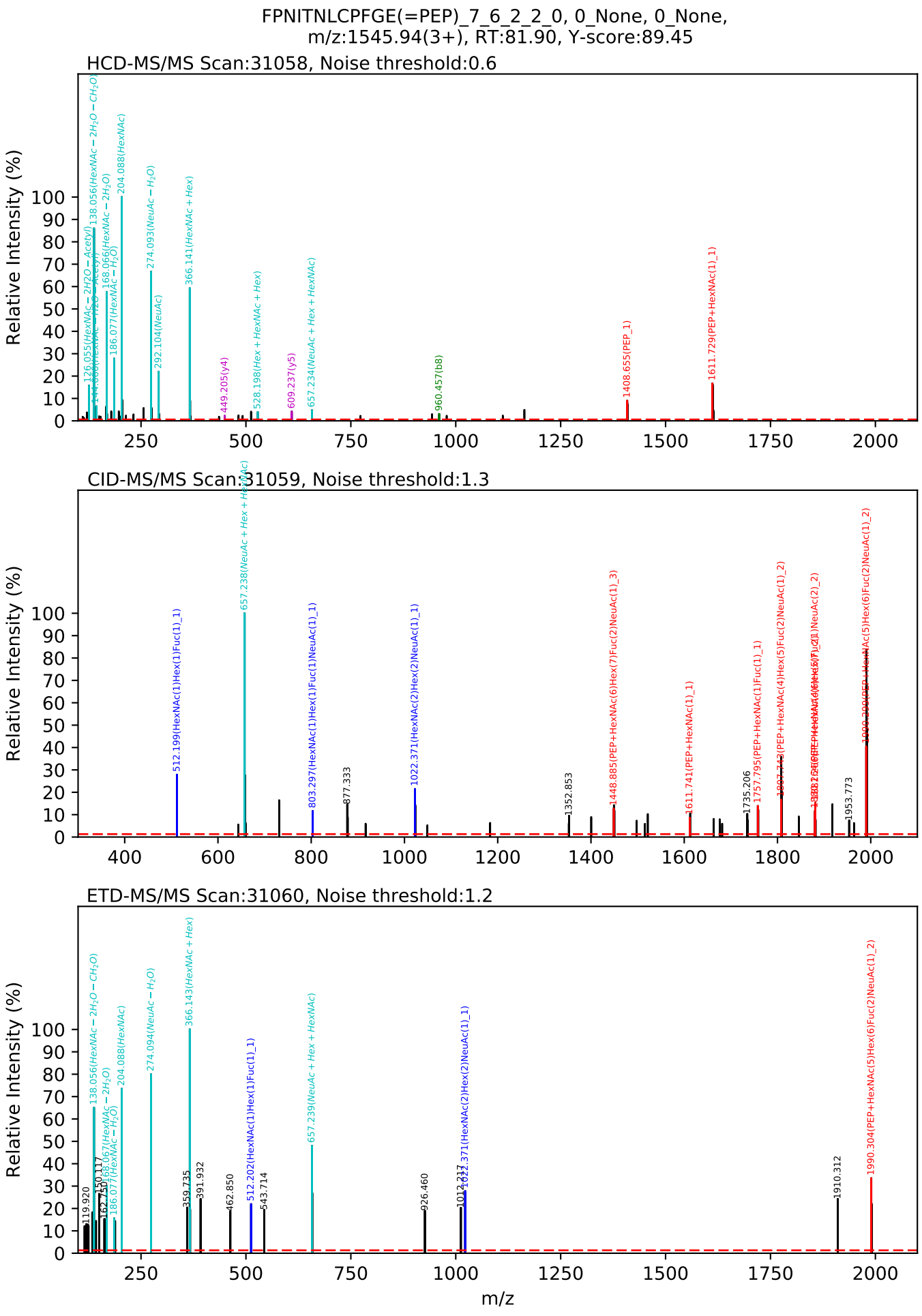
FPNITNLCPFGE(=PEP)_7_6_2_2_0, 0_None, 0_None,
m/z:1545.94(3+), RT:81.90, Y-score:89.45
HCD-MS/MS Scan:31058, Noise threshold:0.6
Relative Intensity (%)
126.055(HexNAc − 2H2O − Acetyl)
138.056(HexNAc − 2H2O − CH2O)
144.066(HexNAc − H2O − Acetyl)
168.066(HexNAc − 2H2O)
186.077(HexNAc − H2O)
204.088(HexNAc)
274.093(NeuAc − H2O)
292.104(NeuAc)
366.141(HexNAc + Hex)
449.205(y4)
528.198(Hex + HexNAc + Hex)
609.237(y5)
657.234(NeuAc + Hex + HexNAc)
960.457(b8)
1408.655(PEP_1)
1611.729(PEP+HexNAc(1)_1)
CID-MS/MS Scan:31059, Noise threshold:1.3
Relative Intensity (%)
512.199(HexNAc(1)Hex(1)Fuc(1)_1)
657.238(NeuAc + Hex + HexNAc)
803.297(HexNAc(1)Hex(1)Fuc(1)NeuAc(1)_1)
877.333
1022.371(HexNAc(2)Hex(2)NeuAc(1)_1)
1352.853
1448.885(PEP+HexNAc(6)Hex(7)Fuc(2)NeuAc(1)_3)
1611.741(PEP+HexNAc(1)_1)
1735.206
1757.795(PEP+HexNAc(1)Fuc(1)_1)
1953.773
ETD-MS/MS Scan:31060, Noise threshold:1.2
Relative Intensity (%)
119.920
138.056(HexNAc − 2H2O − CH2O)
150.117
162.753
168.067(HexNAc − 2H2O)
186.077(HexNAc − H2O)
204.088(HexNAc)
274.094(NeuAc − H2O)
359.735
366.143(HexNAc + Hex)
391.932
462.850
512.202(HexNAc(1)Hex(1)Fuc(1)_1)
543.714
657.239(NeuAc + Hex + HexNAc)
926.460
1910.312
1990.304(PEP+HexNAc(5)Hex(6)Fuc(2)NeuAc(1)_2)
m/z

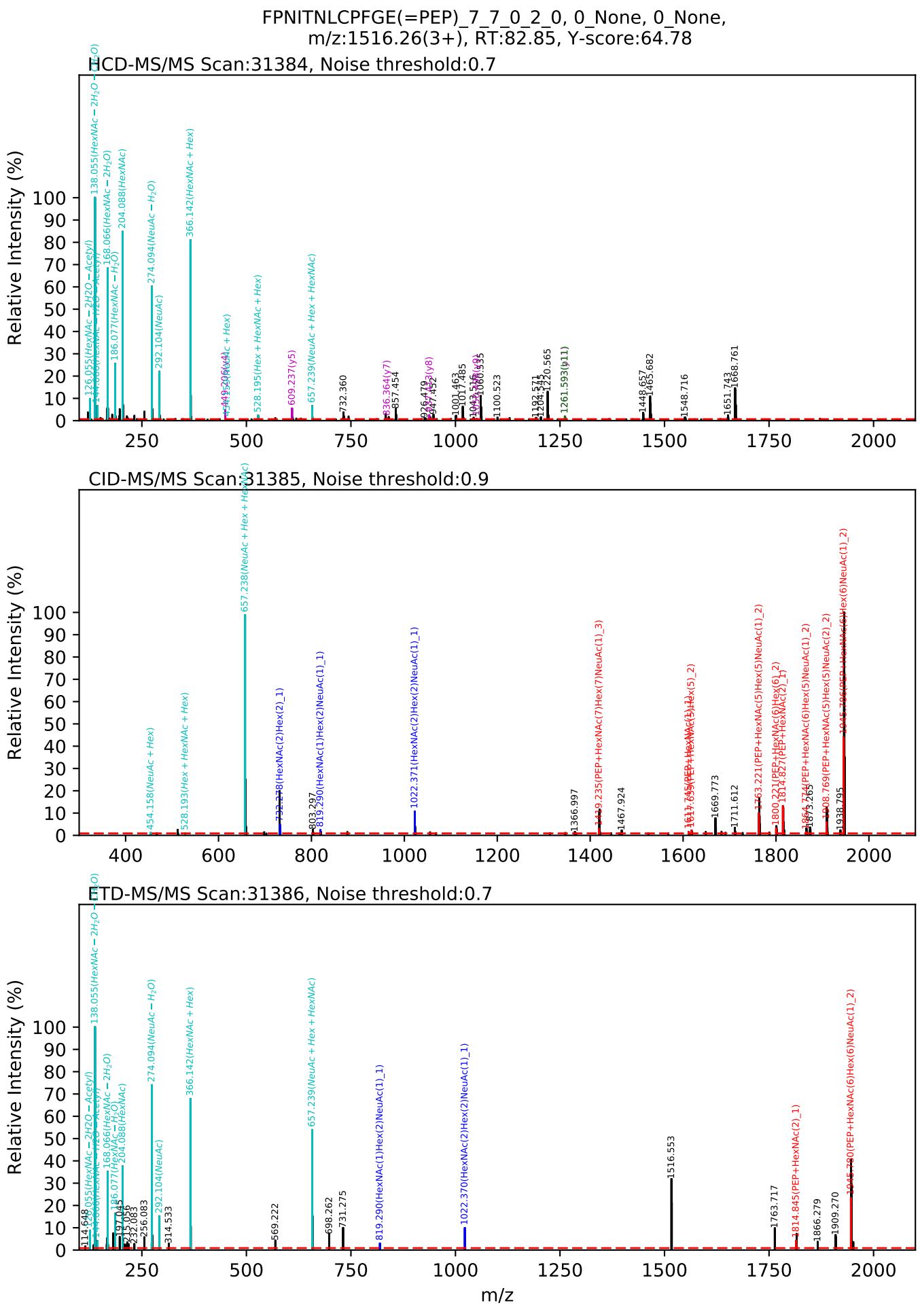
FPNITNLCPFGE(=PEP)_7_7_0_2_0, 0_None, 0_None,
m/z:1516.26(3+), RT:82.85, Y-score:64.78
HCD-MS/MS Scan:31384, Noise threshold:0.7
CID-MS/MS Scan:31385, Noise threshold:0.9
ETD-MS/MS Scan:31386, Noise threshold:0.7
Relative Intensity (%)
m/z

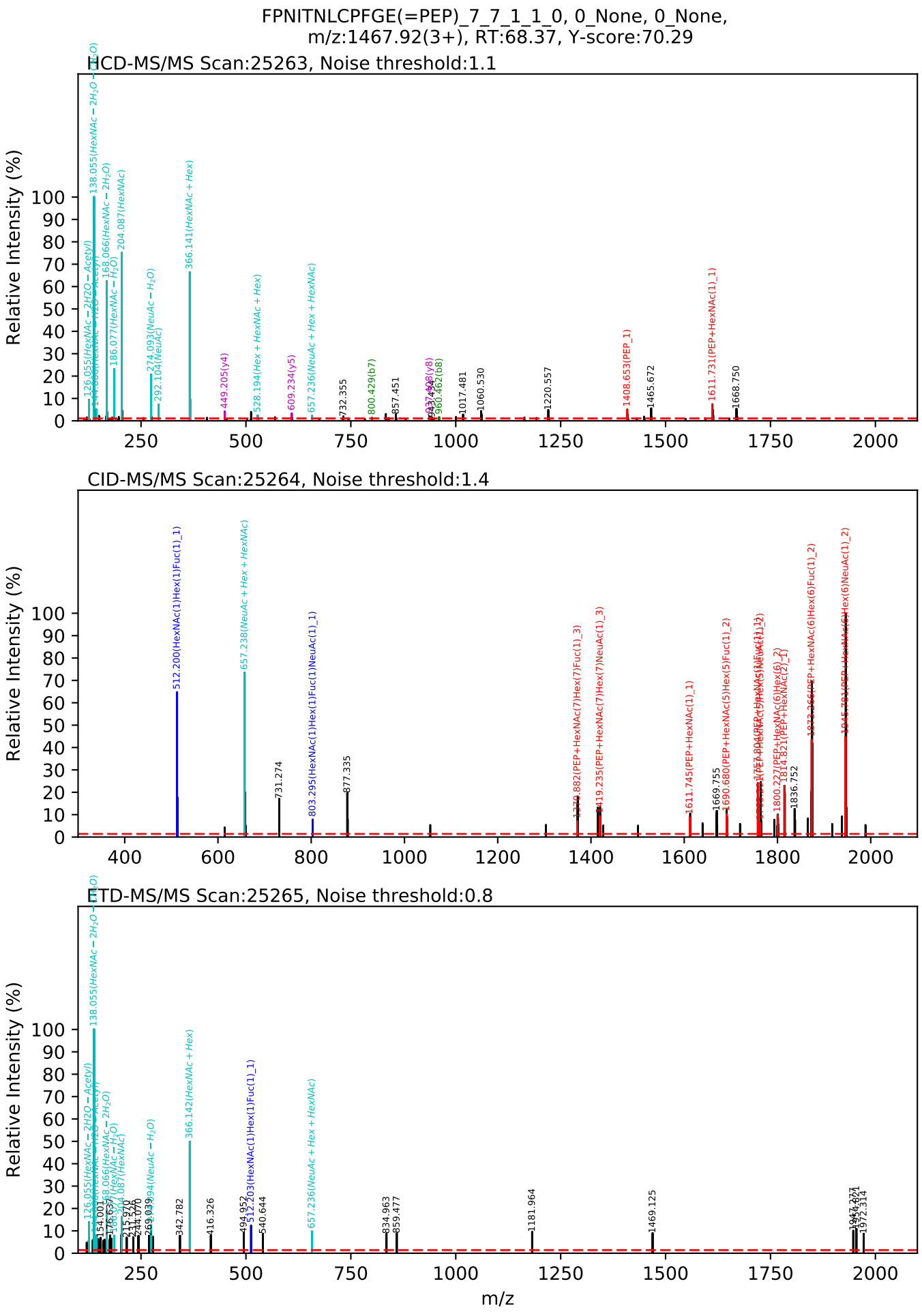
FPNITNLCPFGE(=PEP)_7_7_1_1_0, 0_None, 0_None,
m/z:1467.92(3+), RT:68.37, Y-score:70.29
HCD-MS/MS Scan:25263, Noise threshold:1.1
Relative Intensity (%)
126.055(HexNAc − 2H2O − Acetyl)
138.055(HexNAc − 2H2O)
168.066(HexNAc − 2H2O)
186.077(HexNAc − H2O)
204.087(HexNAc)
274.093(NeuAc − H2O)
292.104(NeuAc)
366.141(HexNAc + Hex)
449.205(y4)
528.194(Hex + HexNAc + Hex)
609.234(y5)
657.236(NeuAc + Hex + HexNAc)
732.355
800.429(b7)
857.451
1017.481
1060.530
1220.557
1408.653(PEP_1)
1465.672
1611.731(PEP+HexNAc(1)_1)
1668.750
CID-MS/MS Scan:25264, Noise threshold:1.4
Relative Intensity (%)
512.200(HexNAc(1)Hex(1)Fuc(1)_1)
657.238(NeuAc + Hex + HexNAc)
731.274
803.295(HexNAc(1)Hex(1)Fuc(1)NeuAc(1)_1)
877.335
1611.745(PEP+HexNAc(1)_1)
1669.755
1690.680(PEP+HexNAc(5)Hex(5)Fuc(1)_2)
1814.821(PEP+HexNAc(2)_2)
1836.752
ETD-MS/MS Scan:25265, Noise threshold:0.8
Relative Intensity (%)
126.055(HexNAc − 2H2O − Acetyl)
138.055(HexNAc − 2H2O)
366.142(HexNAc + Hex)
512.203(HexNAc(1)Hex(1)Fuc(1)_1)
657.236(NeuAc + Hex + HexNAc)
834.963
859.477
1181.964
1469.125
1972.314
m/z

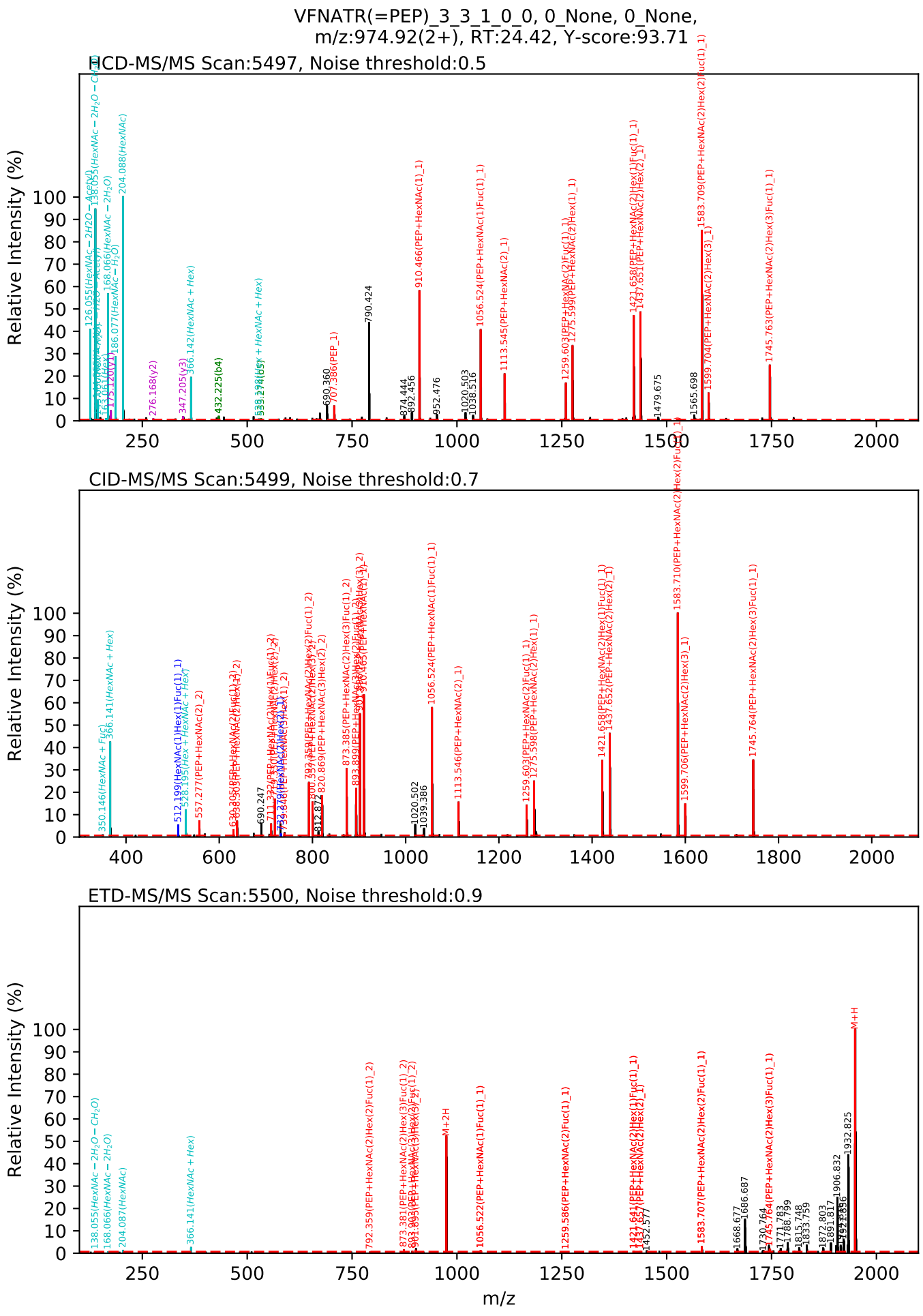
VFNATR(=PEP)_3_3_1_0_0, 0_None, 0_None,
m/z:974.92(2+), RT:24.42, Y-score:93.71
HCD-MS/MS Scan:5497, Noise threshold:0.5
CID-MS/MS Scan:5499, Noise threshold:0.7
ETD-MS/MS Scan:5500, Noise threshold:0.9
Relative Intensity (%)
m/z

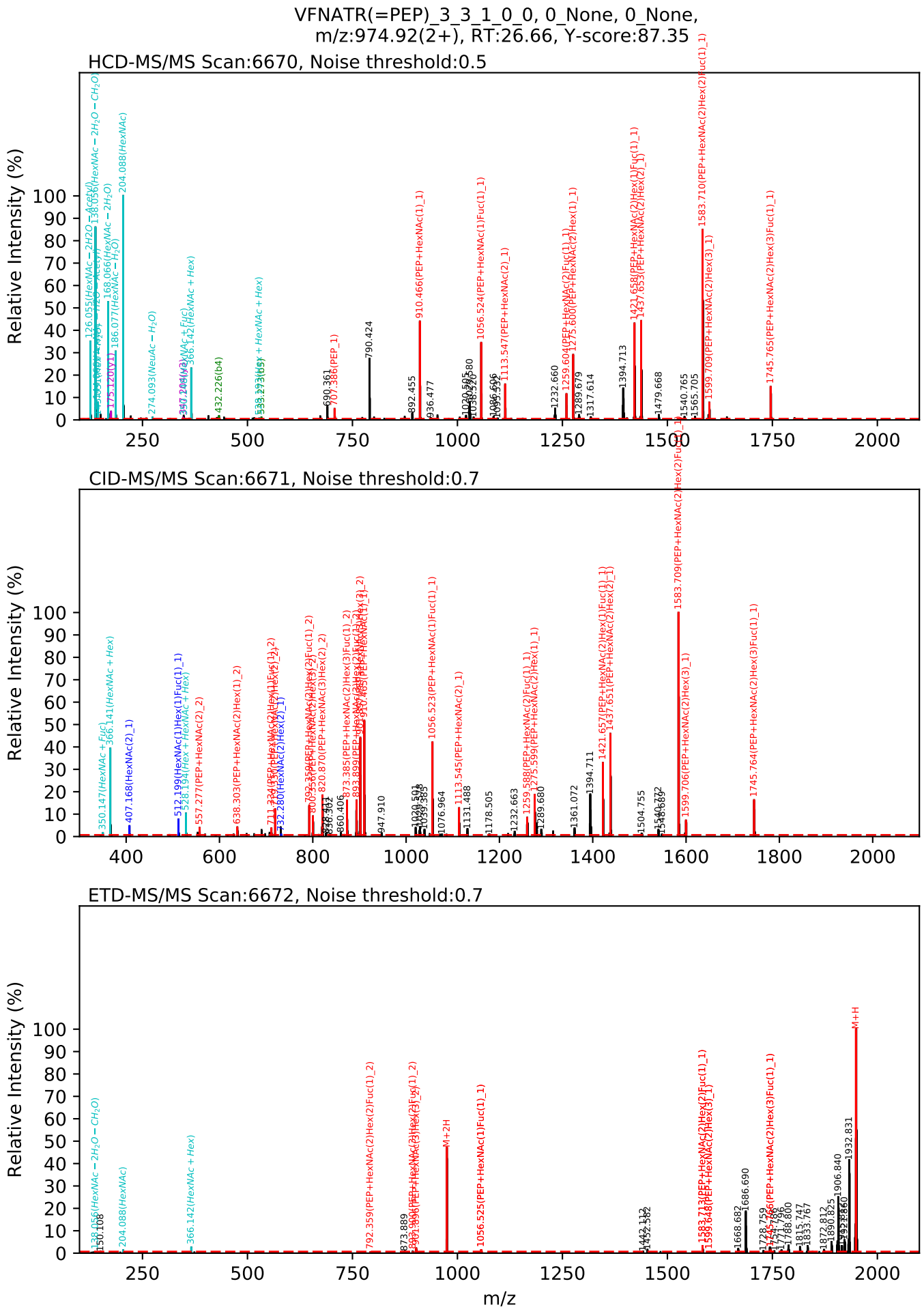
VFNATR(=PEP)_3_3_1_0_0, 0_None, 0_None,
m/z:974.92(2+), RT:26.66, Y-score:87.35
HCD-MS/MS Scan:6670, Noise threshold:0.5
CID-MS/MS Scan:6671, Noise threshold:0.7
ETD-MS/MS Scan:6672, Noise threshold:0.7
Relative Intensity (%)
m/z

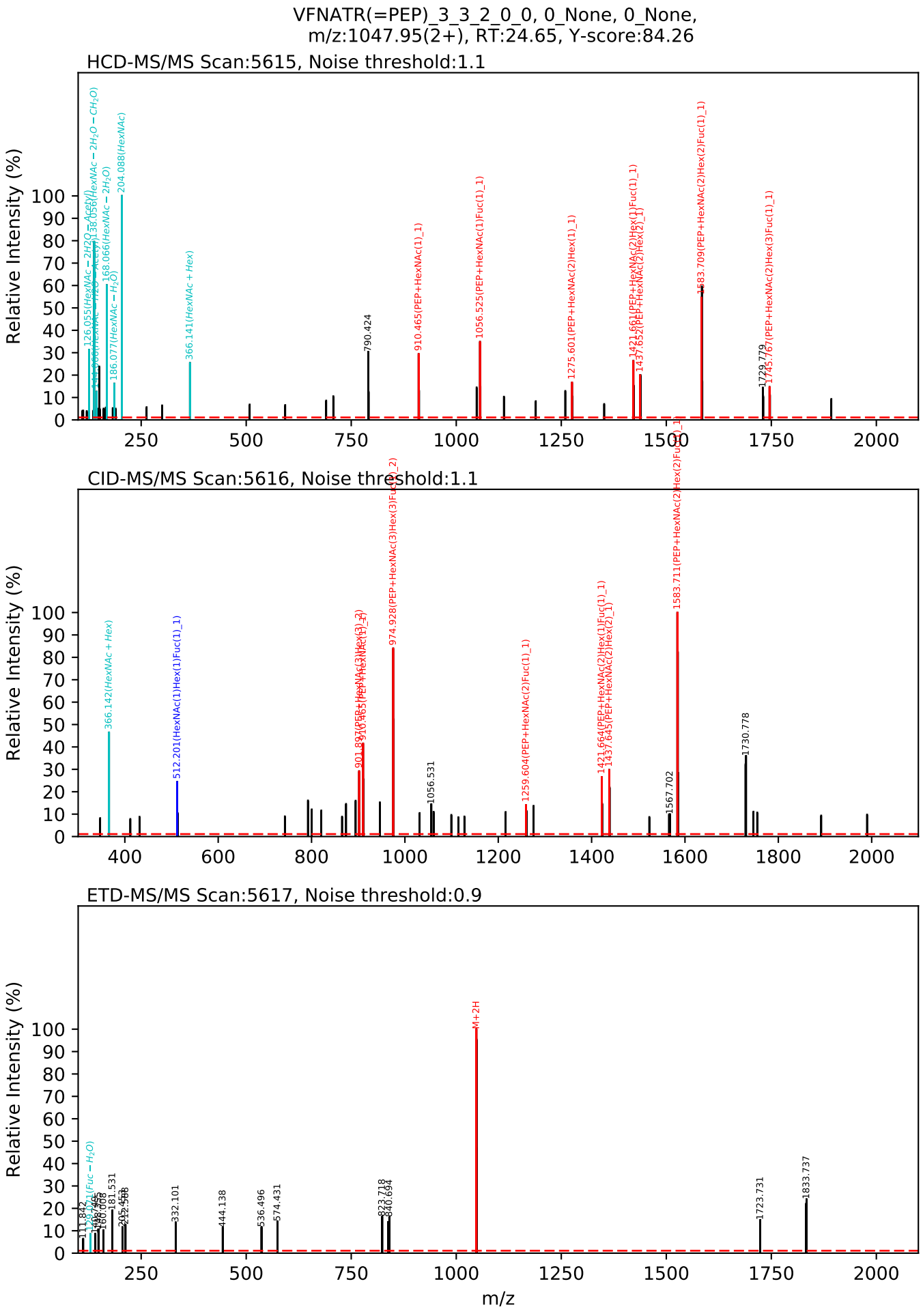
VFNATR(=PEP)_3_3_2_0_0, 0_None, 0_None,
m/z:1047.95(2+), RT:24.65, Y-score:84.26
HCD-MS/MS Scan:5615, Noise threshold:1.1
Relative Intensity (%)
366.141(HexNAc + Hex)
790.424
910.465(PEP+HexNAc(1)_1)
1056.525(PEP+HexNAc(1)Fuc(1)_1)
1275.601(PEP+HexNAc(2)Hex(1)_1)
1583.709(PEP+HexNAc(2)Hex(2)Fuc(1)_1)
1729.779
1745.767(PEP+HexNAc(2)Hex(3)Fuc(1)_1)
CID-MS/MS Scan:5616, Noise threshold:1.1
Relative Intensity (%)
366.142(HexNAc + Hex)
512.201(HexNAc(1)Hex(1)Fuc(1)_1)
974.928(PEP+HexNAc(3)Hex(3)Fuc(1)_2)
1056.531
1259.604(PEP+HexNAc(2)Fuc(1)_1)
1421.664(PEP+HexNAc(2)Hex(1)Fuc(1)_1)
1437.645(PEP+HexNAc(2)Hex(2)_1)
1567.702
1583.711(PEP+HexNAc(2)Hex(2)Fuc(1)_1)
1730.778
ETD-MS/MS Scan:5617, Noise threshold:0.9
Relative Intensity (%)
M+2H
111.842
181.531
205.458
212.588
332.101
444.138
536.496
574.431
823.718
840.694
1723.731
1833.737
m/z

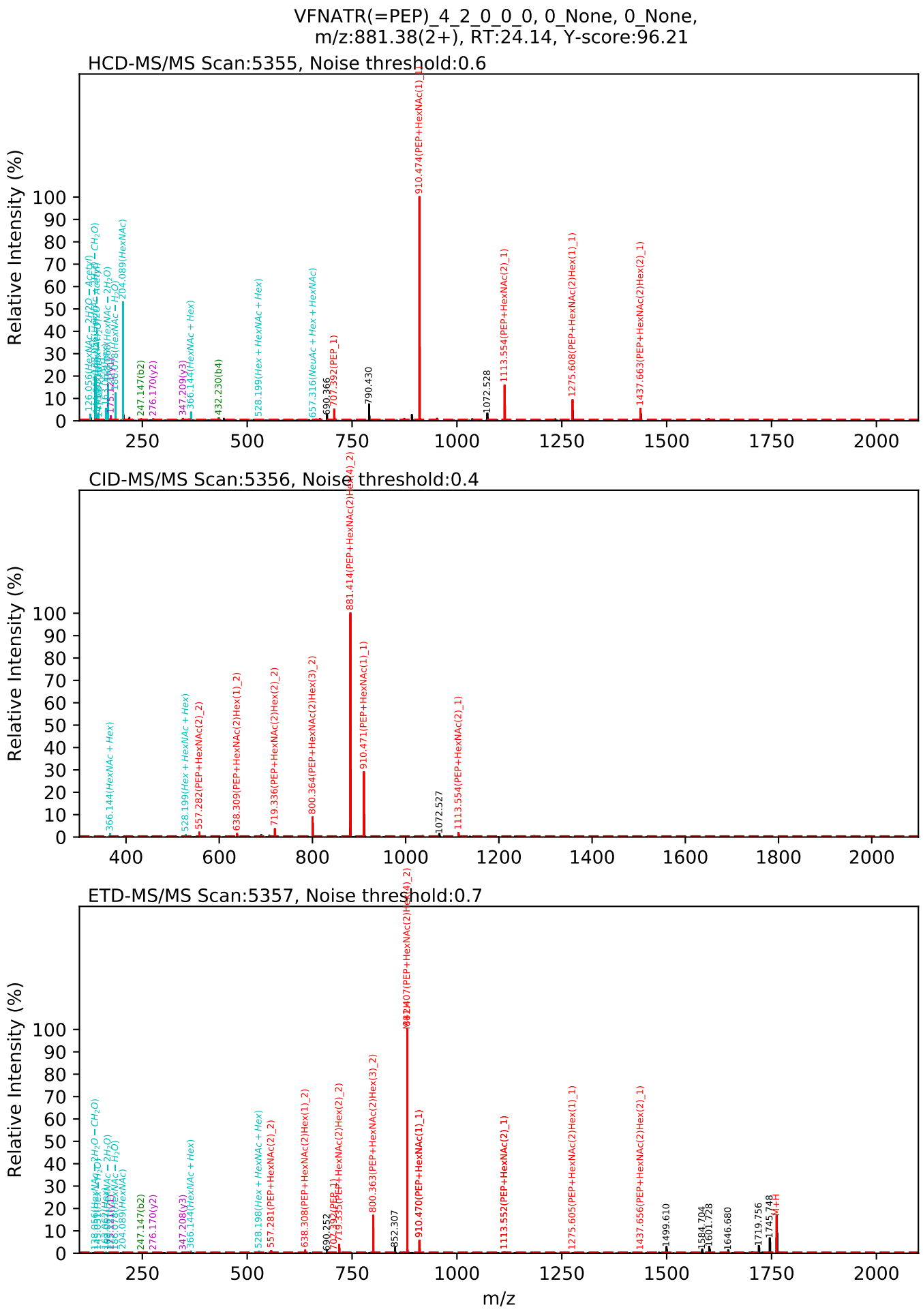
VFNATR(=PEP)_4_2_0_0_0, 0_None, 0_None,
m/z:881.38(2+), RT:24.14, Y-score:96.21
HCD-MS/MS Scan:5355, Noise threshold:0.6
Relative Intensity (%)
910.474(PEP+HexNAc(1)_1)
1113.554(PEP+HexNAc(2)_1)
1275.608(PEP+HexNAc(2)Hex(1)_1)
1437.663(PEP+HexNAc(2)Hex(2)_1)
1072.528
790.430
707.392(PEP_1)
690.366
657.316(NeuAc + Hex + HexNAc)
528.199(Hex + HexNAc + Hex)
432.230(b4)
366.144(HexNAc + Hex)
347.209(y3)
276.170(y2)
247.147(b2)
204.089(HexNAc)
CID-MS/MS Scan:5356, Noise threshold:0.4
Relative Intensity (%)
881.414(PEP+HexNAc(2)Hex(4)_2)
910.471(PEP+HexNAc(1)_1)
800.364(PEP+HexNAc(2)Hex(3)_2)
719.336(PEP+HexNAc(2)Hex(2)_2)
638.309(PEP+HexNAc(2)Hex(1)_2)
557.282(PEP+HexNAc(2)_2)
528.199(Hex + HexNAc + Hex)
1113.554(PEP+HexNAc(2)_1)
1072.527
366.144(HexNAc + Hex)
ETD-MS/MS Scan:5357, Noise threshold:0.7
Relative Intensity (%)
910.470(PEP+HexNAc(1)_1)
800.363(PEP+HexNAc(2)Hex(3)_2)
719.335(PEP+HexNAc(2)Hex(2)_2)
638.308(PEP+HexNAc(2)Hex(1)_2)
557.281(PEP+HexNAc(2)_2)
1113.552(PEP+HexNAc(2)_1)
1275.605(PEP+HexNAc(2)Hex(1)_1)
1437.656(PEP+HexNAc(2)Hex(2)_1)
1499.610
1584.704
1601.728
1646.680
1719.756
1745.748
M+H
852.307
690.252
528.198(Hex + HexNAc + Hex)
366.144(HexNAc + Hex)
347.208(y3)
276.170(y2)
247.147(b2)
204.089(HexNAc)
m/z

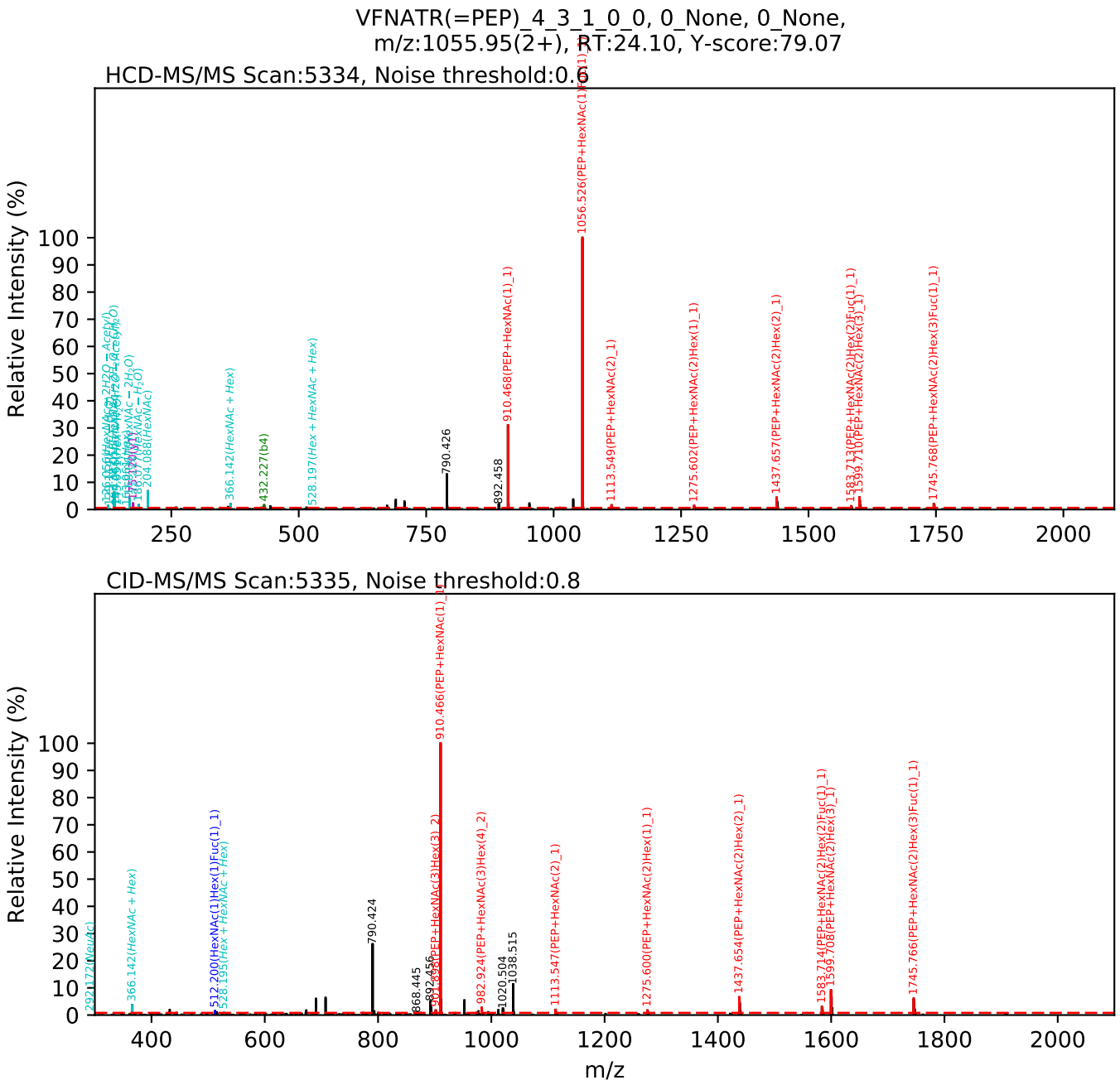
VFNATR(=PEP)_4_3_1_0_0, 0_None, 0_None,
m/z:1055.95(2+), RT:24.10, Y-score:79.07
HCD-MS/MS Scan:5334, Noise threshold:0.6
Relative Intensity (%)
1056.526(PEP+HexNAc(1)Hex(1)Fuc(1)_1)
910.468(PEP+HexNAc(1)_1)
790.426
892.458
1113.549(PEP+HexNAc(2)_1)
1275.602(PEP+HexNAc(2)Hex(1)_1)
1437.657(PEP+HexNAc(2)Hex(2)_1)
1745.768(PEP+HexNAc(2)Hex(3)Fuc(1)_1)
366.142(HexNAc + Hex)
432.227(b4)
528.197(Hex + HexNAc + Hex)
204.088(HexNAc)
CID-MS/MS Scan:5335, Noise threshold:0.8
Relative Intensity (%)
910.466(PEP+HexNAc(1)_1)
790.424
366.142(HexNAc + Hex)
512.200(HexNAc(1)Hex(1)Fuc(1)_1)
528.195(Hex + HexNAc + Hex)
868.445
892.456
982.924(PEP+HexNAc(3)Hex(4)_2)
1020.504
1038.515
1113.547(PEP+HexNAc(2)_1)
1275.600(PEP+HexNAc(2)Hex(1)_1)
1437.654(PEP+HexNAc(2)Hex(2)_1)
1583.714(PEP+HexNAc(2)Hex(2)Fuc(1)_1)
1599.708(PEP+HexNAc(2)Hex(3)_1)
1745.766(PEP+HexNAc(2)Hex(3)Fuc(1)_1)
m/z

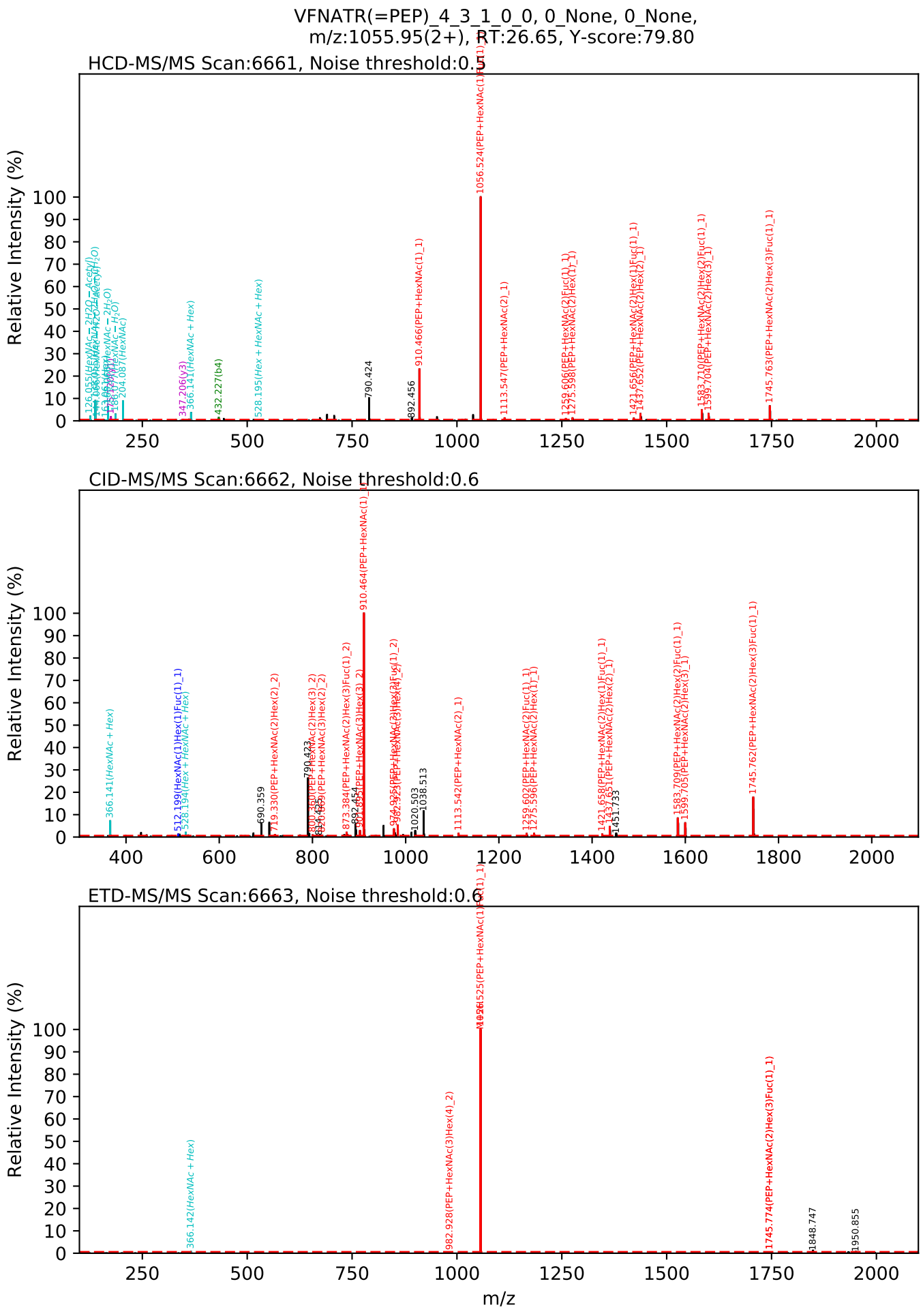
VFNATR(=PEP)_4_3_1_0_0, 0_None, 0_None,
m/z:1055.95(2+), RT:26.65, Y-score:79.80
HCD-MS/MS Scan:6661, Noise threshold:0.5
CID-MS/MS Scan:6662, Noise threshold:0.6
ETD-MS/MS Scan:6663, Noise threshold:0.6
Relative Intensity (%)
m/z
366.141(HexNAc + Hex)
366.142(HexNAc + Hex)
1056.524(PEP+HexNAc(1)_1)
910.466(PEP+HexNAc(1)_1)
910.464(PEP+HexNAc(1)_1)
982.928(PEP+HexNAc(3)Hex(4)_2)
1745.763(PEP+HexNAc(2)Hex(3)Fuc(1)_1)
1745.762(PEP+HexNAc(2)Hex(3)Fuc(1)_1)
1745.774(PEP+HexNAc(2)Hex(3)Fuc(1)_1)
1113.547(PEP+HexNAc(2)_1)
1113.542(PEP+HexNAc(2)_1)
790.424
892.456
1038.513
1451.733
1848.747
1950.855

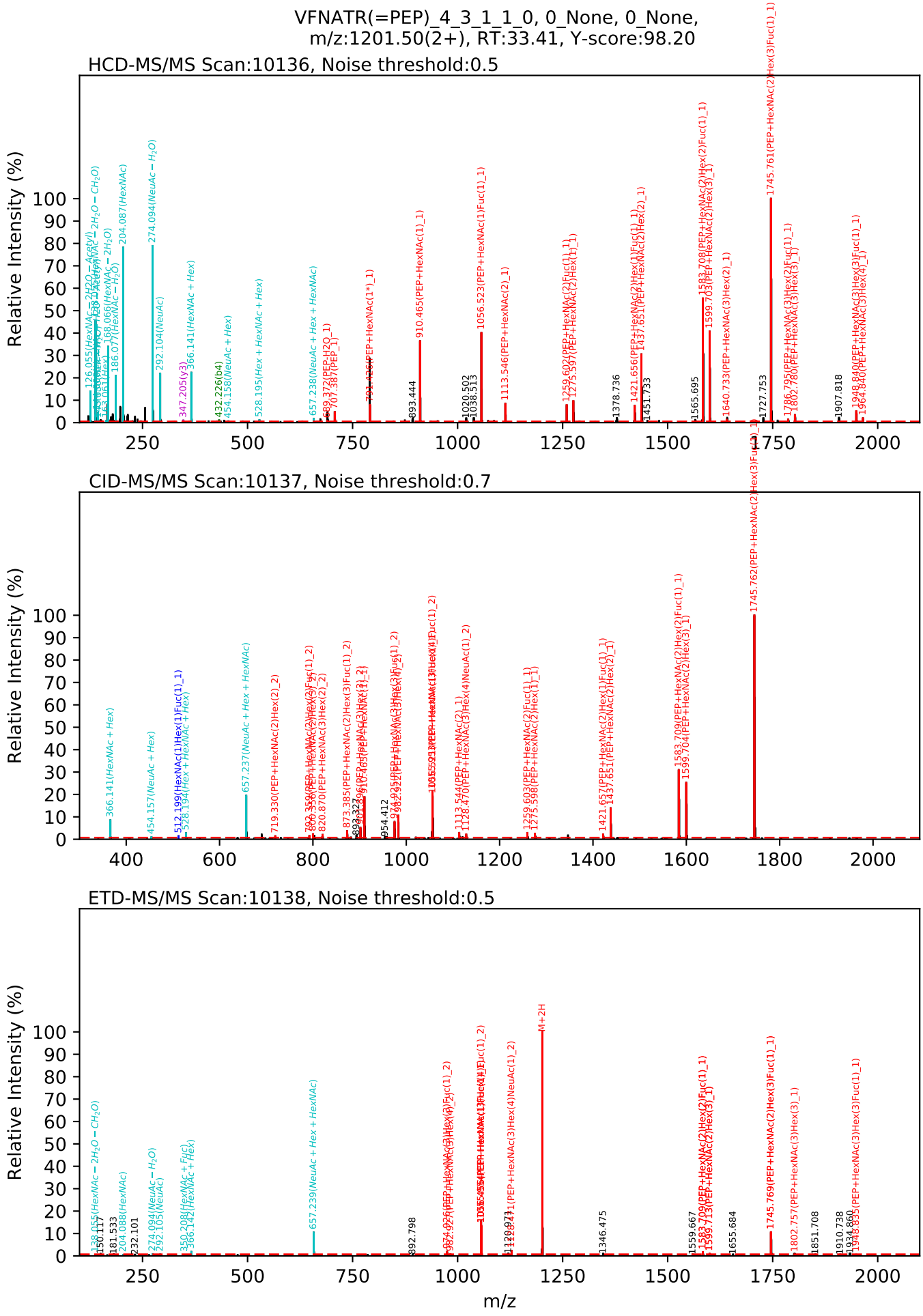
VFNATR(=PEP)_4_3_1_1_0, 0_None, 0_None,
m/z:1201.50(2+), RT:33.41, Y-score:98.20
HCD-MS/MS Scan:10136, Noise threshold:0.5
CID-MS/MS Scan:10137, Noise threshold:0.7
ETD-MS/MS Scan:10138, Noise threshold:0.5
Relative Intensity (%)
m/z

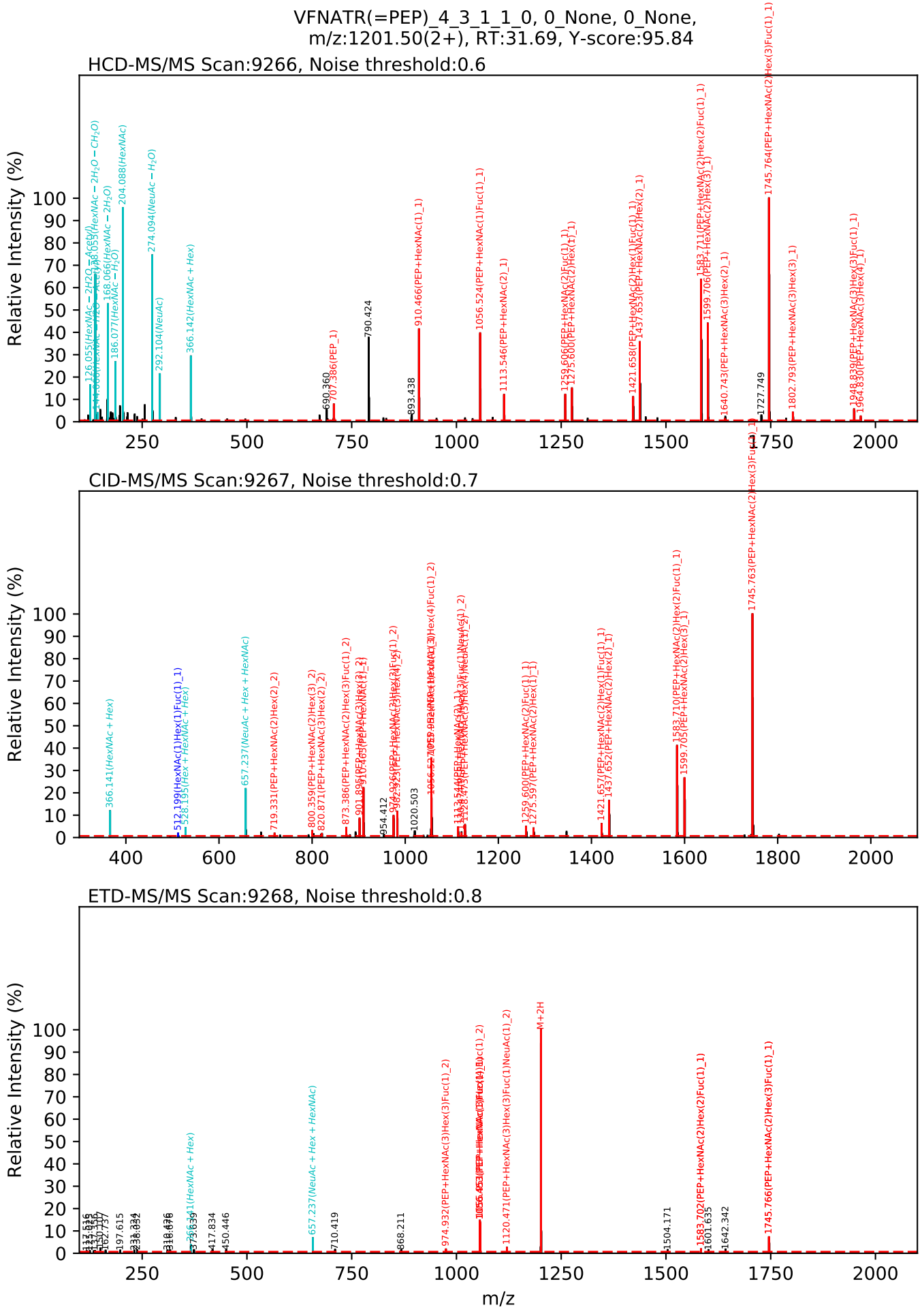
VFNATR(=PEP)_4_3_1_1_0, 0_None, 0_None,
m/z:1201.50(2+), RT:31.69, Y-score:95.84
HCD-MS/MS Scan:9266, Noise threshold:0.6
CID-MS/MS Scan:9267, Noise threshold:0.7
ETD-MS/MS Scan:9268, Noise threshold:0.8
Relative Intensity (%)
m/z

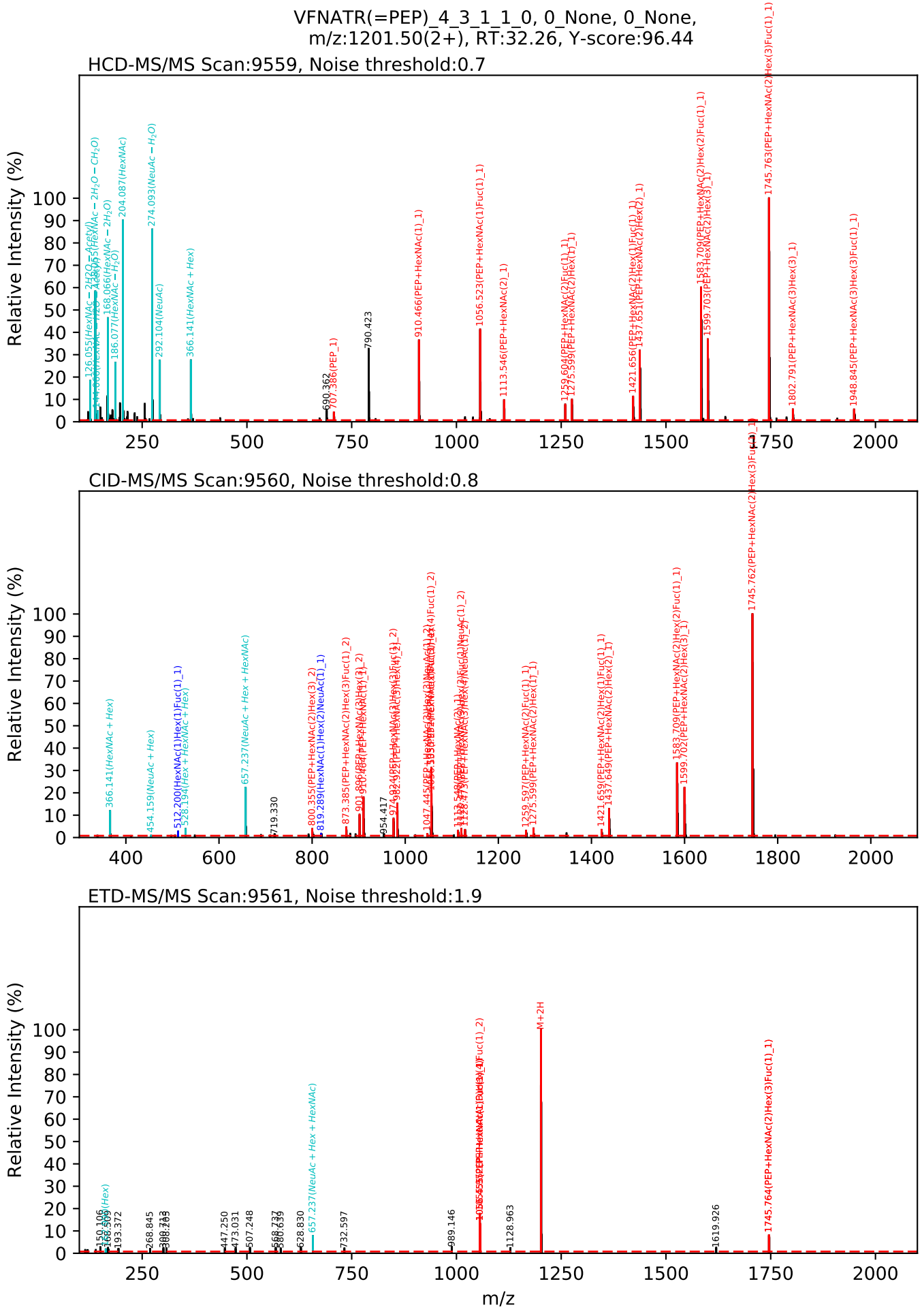
VFNATR(=PEP)_4_3_1_1_0, 0_None, 0_None,
m/z:1201.50(2+), RT:32.26, Y-score:96.44
HCD-MS/MS Scan:9559, Noise threshold:0.7
Relative Intensity (%)
CID-MS/MS Scan:9560, Noise threshold:0.8
Relative Intensity (%)
ETD-MS/MS Scan:9561, Noise threshold:1.9
Relative Intensity (%)
m/z

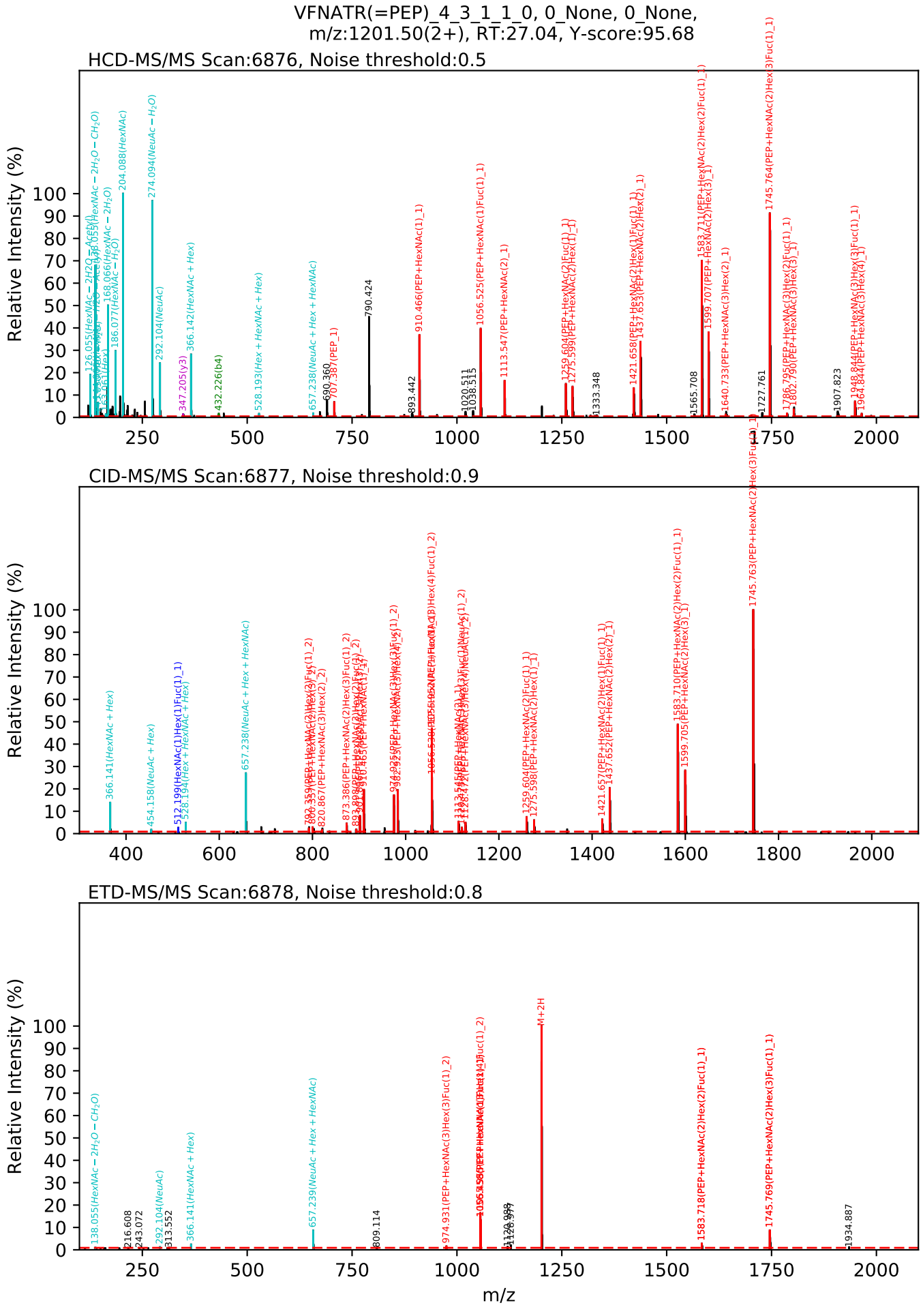
VFNATR(=PEP)_4_3_1_1_0, 0_None, 0_None,
m/z:1201.50(2+), RT:27.04, Y-score:95.68
HCD-MS/MS Scan:6876, Noise threshold:0.5
CID-MS/MS Scan:6877, Noise threshold:0.9
ETD-MS/MS Scan:6878, Noise threshold:0.8
Relative Intensity (%)
m/z

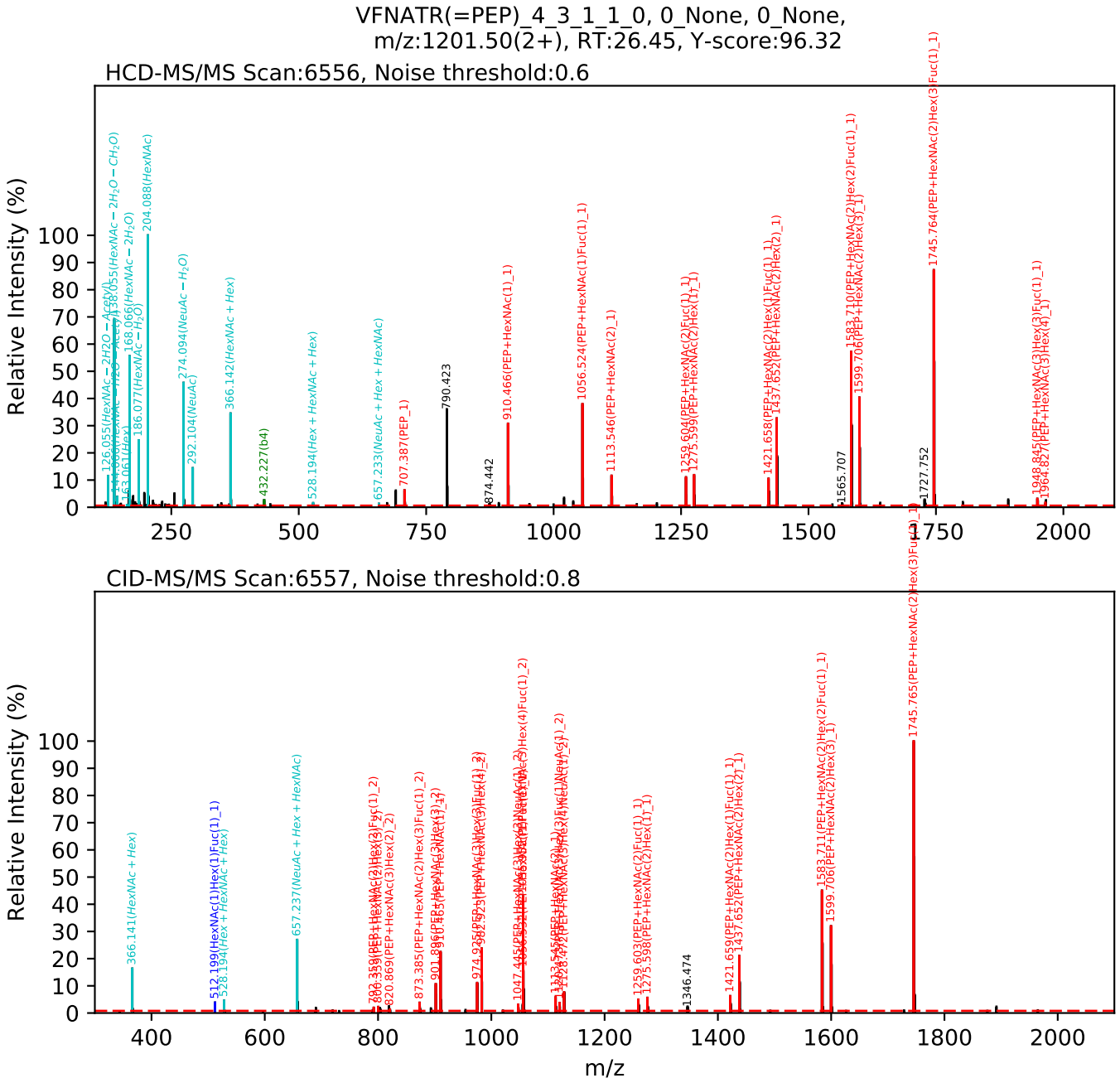
VFNATR(=PEP)_4_3_1_1_0, 0_None, 0_None,
m/z:1201.50(2+), RT:26.45, Y-score:96.32
HCD-MS/MS Scan:6556, Noise threshold:0.6
Relative Intensity (%)
204.088(HexNAc)
274.094(NeuAc − H2O)
292.104(NeuAc)
366.142(HexNAc + Hex)
432.227(b4)
528.194(Hex + HexNAc + Hex)
657.233(NeuAc + Hex + HexNAc)
707.387(PEP_1)
790.423
874.442
910.466(PEP+HexNAc(1)_1)
1056.524(PEP+HexNAc(1)Fuc(1)_1)
1113.546(PEP+HexNAc(2)_1)
1565.707
1727.752
1745.764(PEP+HexNAc(2)Hex(3)Fuc(1)_1)
CID-MS/MS Scan:6557, Noise threshold:0.8
Relative Intensity (%)
366.141(HexNAc + Hex)
512.199(HexNAc(1)Hex(1)Fuc(1)_1)
528.194(Hex + HexNAc + Hex)
657.237(NeuAc + Hex + HexNAc)
873.385(PEP+HexNAc(2)Hex(3)Fuc(1)_2)
1259.603(PEP+HexNAc(2)Fuc(1)_1)
1275.598(PEP+HexNAc(2)Hex(1)_1)
1346.474
1421.659(PEP+HexNAc(2)Hex(1)Fuc(1)_1)
1437.652(PEP+HexNAc(2)Hex(2)_1)
1583.711(PEP+HexNAc(2)Hex(2)Fuc(1)_1)
1599.706(PEP+HexNAc(2)Hex(3)_1)
1745.765(PEP+HexNAc(2)Hex(3)Fuc(1)_1)
m/z

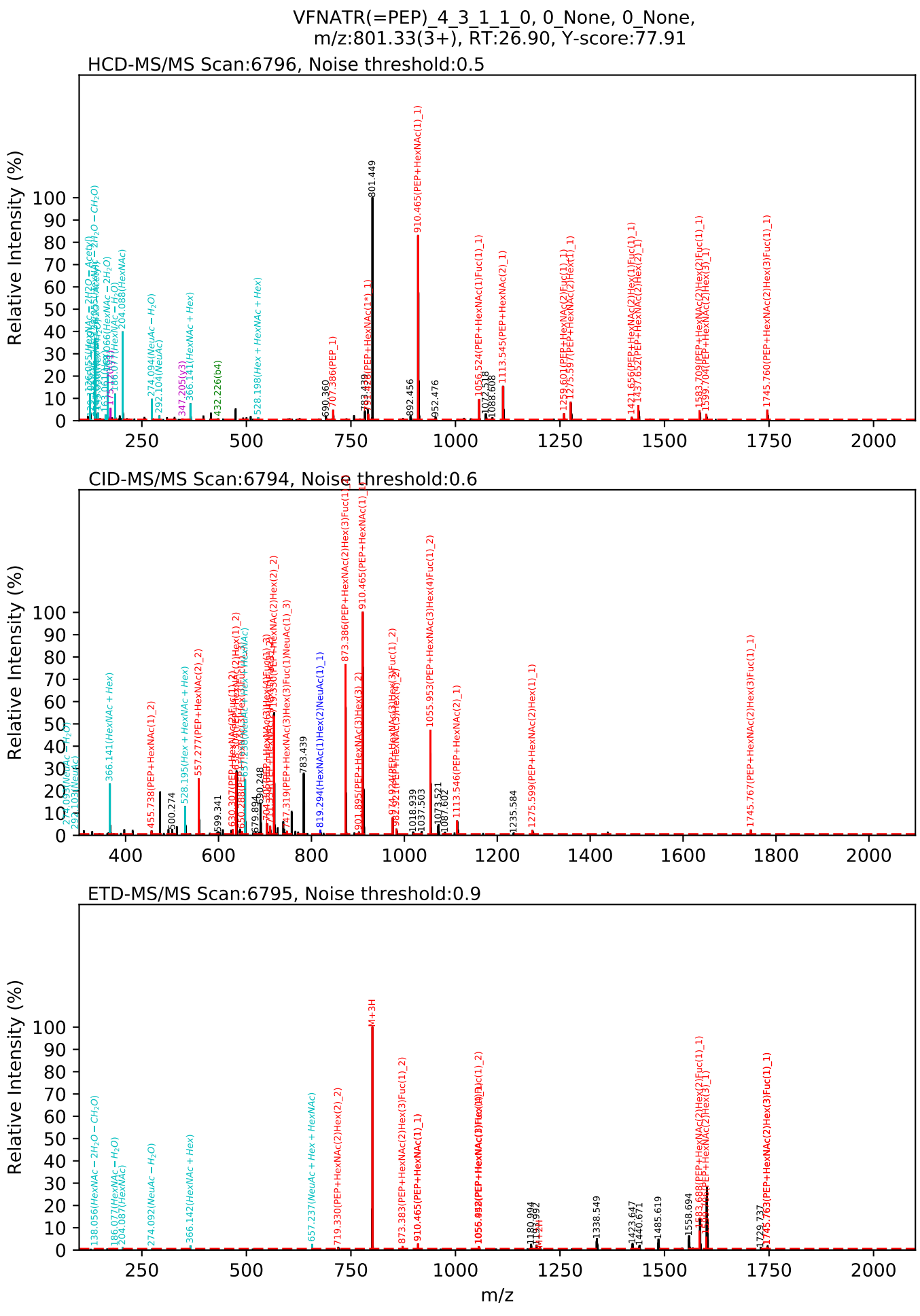
VFNATR(=PEP)_4_3_1_1_0, 0_None, 0_None,
m/z:801.33(3+), RT:26.90, Y-score:77.91
HCD-MS/MS Scan:6796, Noise threshold:0.5
CID-MS/MS Scan:6794, Noise threshold:0.6
ETD-MS/MS Scan:6795, Noise threshold:0.9
Relative Intensity (%)
m/z

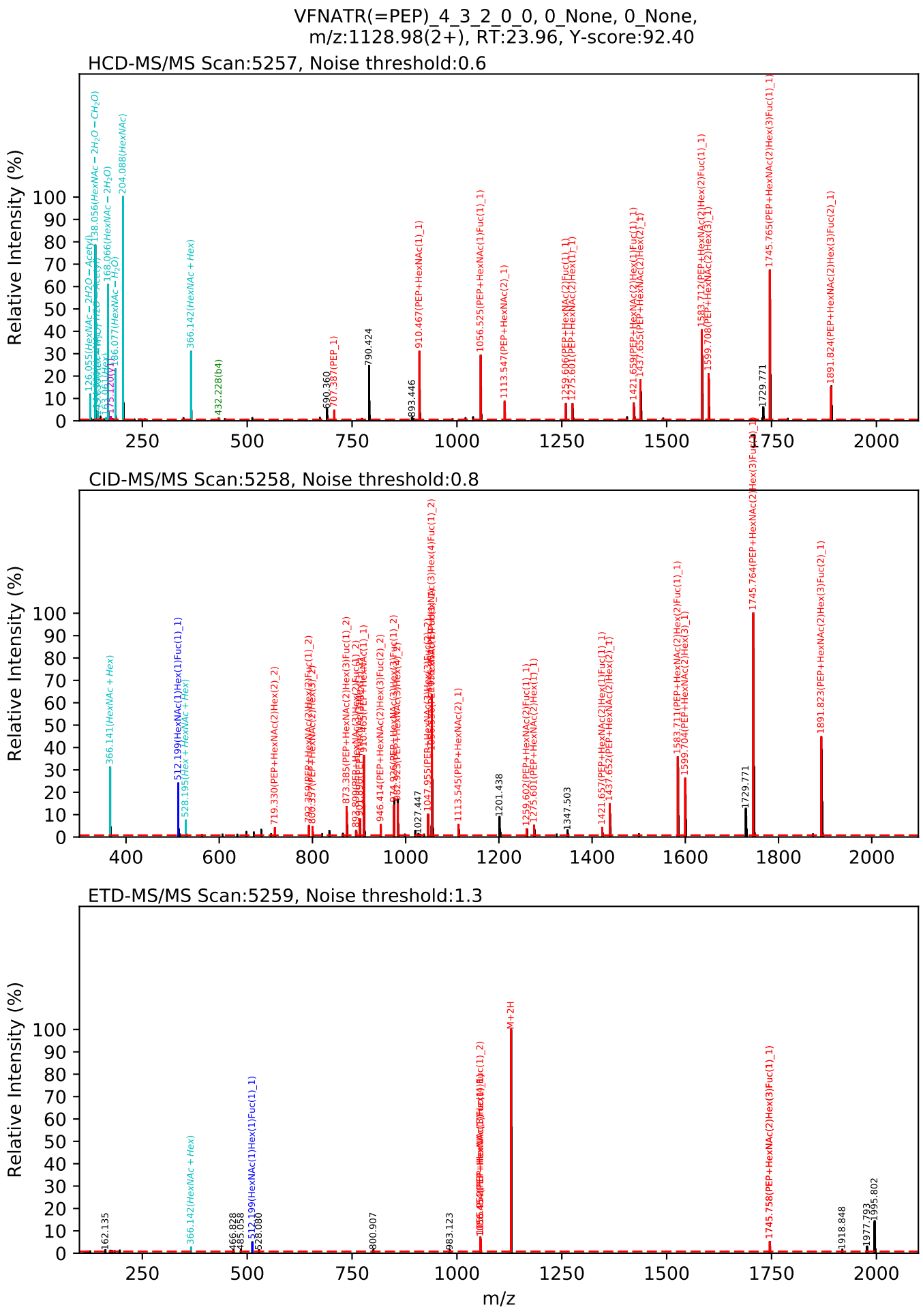
VFNATR(=PEP)_4_3_2_0_0, 0_None, 0_None,
m/z:1128.98(2+), RT:23.96, Y-score:92.40
HCD-MS/MS Scan:5257, Noise threshold:0.6
CID-MS/MS Scan:5258, Noise threshold:0.8
ETD-MS/MS Scan:5259, Noise threshold:1.3
Relative Intensity (%)
m/z

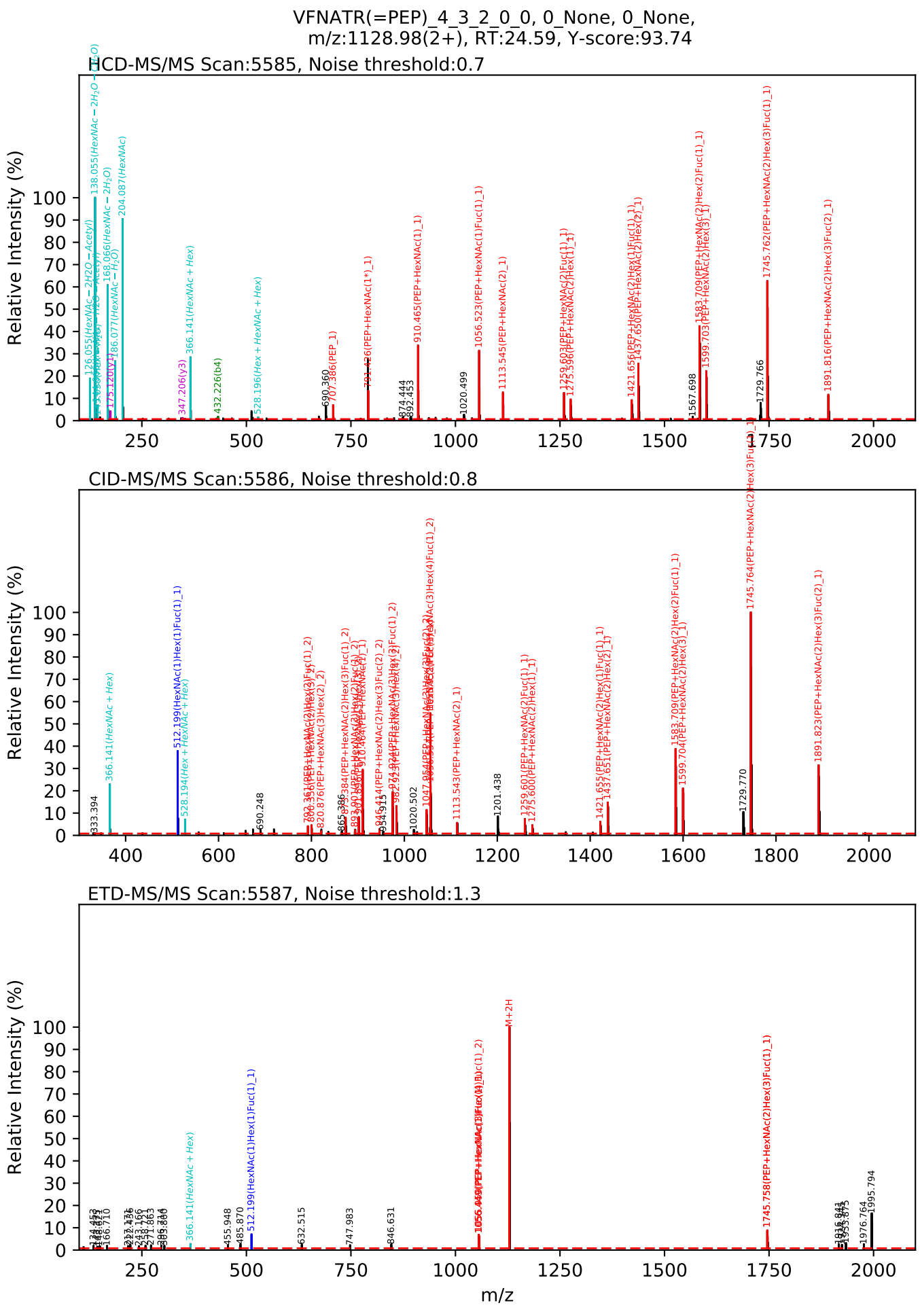
VFNATR(=PEP)_4_3_2_0_0, 0_None, 0_None,
m/z:1128.98(2+), RT:24.59, Y-score:93.74
HCD-MS/MS Scan:5585, Noise threshold:0.7
CID-MS/MS Scan:5586, Noise threshold:0.8
ETD-MS/MS Scan:5587, Noise threshold:1.3
Relative Intensity (%)
m/z

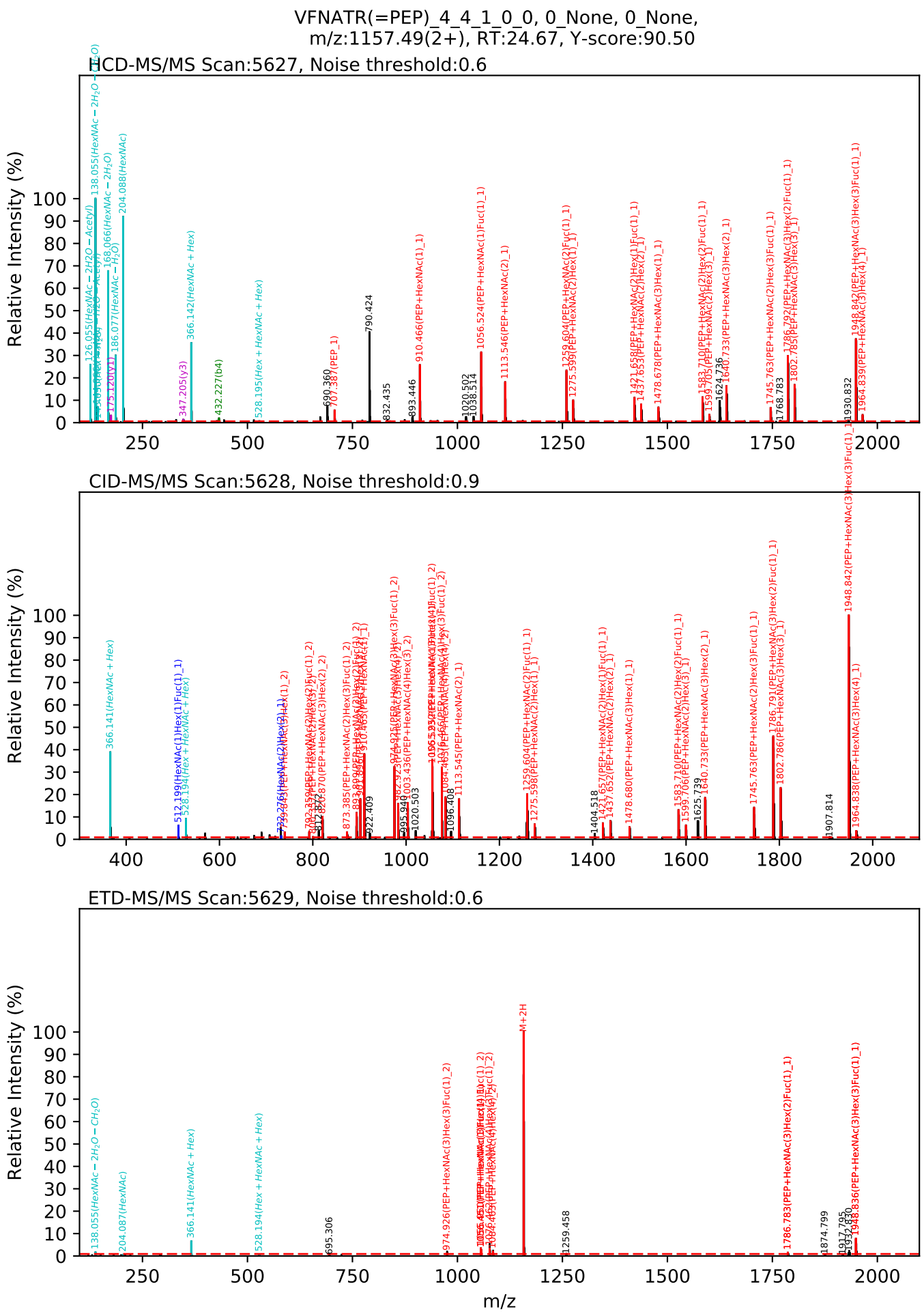
VFNATR(=PEP)_4_4_1_0_0, 0_None, 0_None,
m/z:1157.49(2+), RT:24.67, Y-score:90.50
HCD-MS/MS Scan:5627, Noise threshold:0.6
CID-MS/MS Scan:5628, Noise threshold:0.9
ETD-MS/MS Scan:5629, Noise threshold:0.6
Relative Intensity (%)
m/z

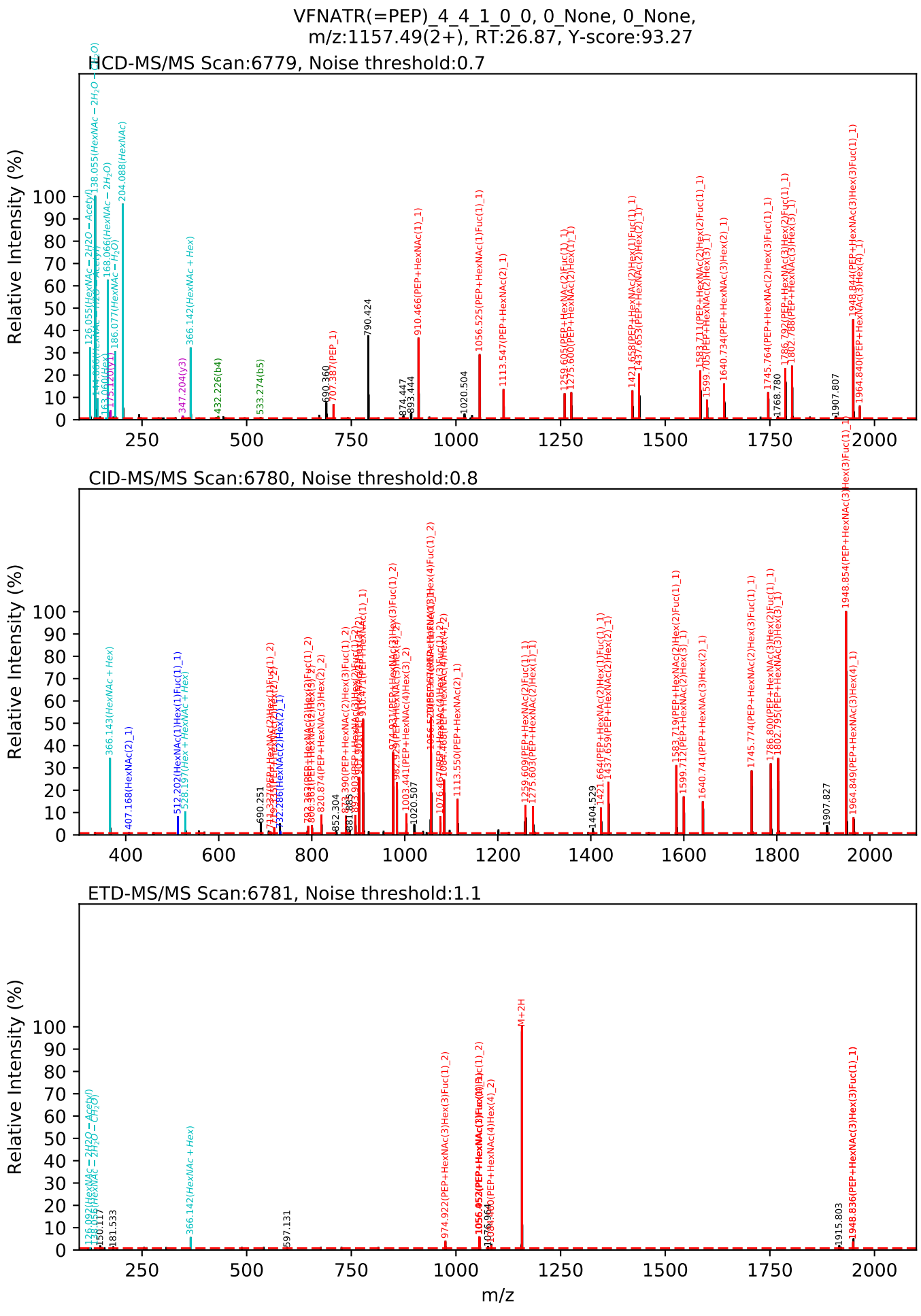
VFNATR(=PEP)_4_4_1_0_0, 0_None, 0_None,
m/z:1157.49(2+), RT:26.87, Y-score:93.27
HCD-MS/MS Scan:6779, Noise threshold:0.7
CID-MS/MS Scan:6780, Noise threshold:0.8
ETD-MS/MS Scan:6781, Noise threshold:1.1
Relative Intensity (%)
m/z

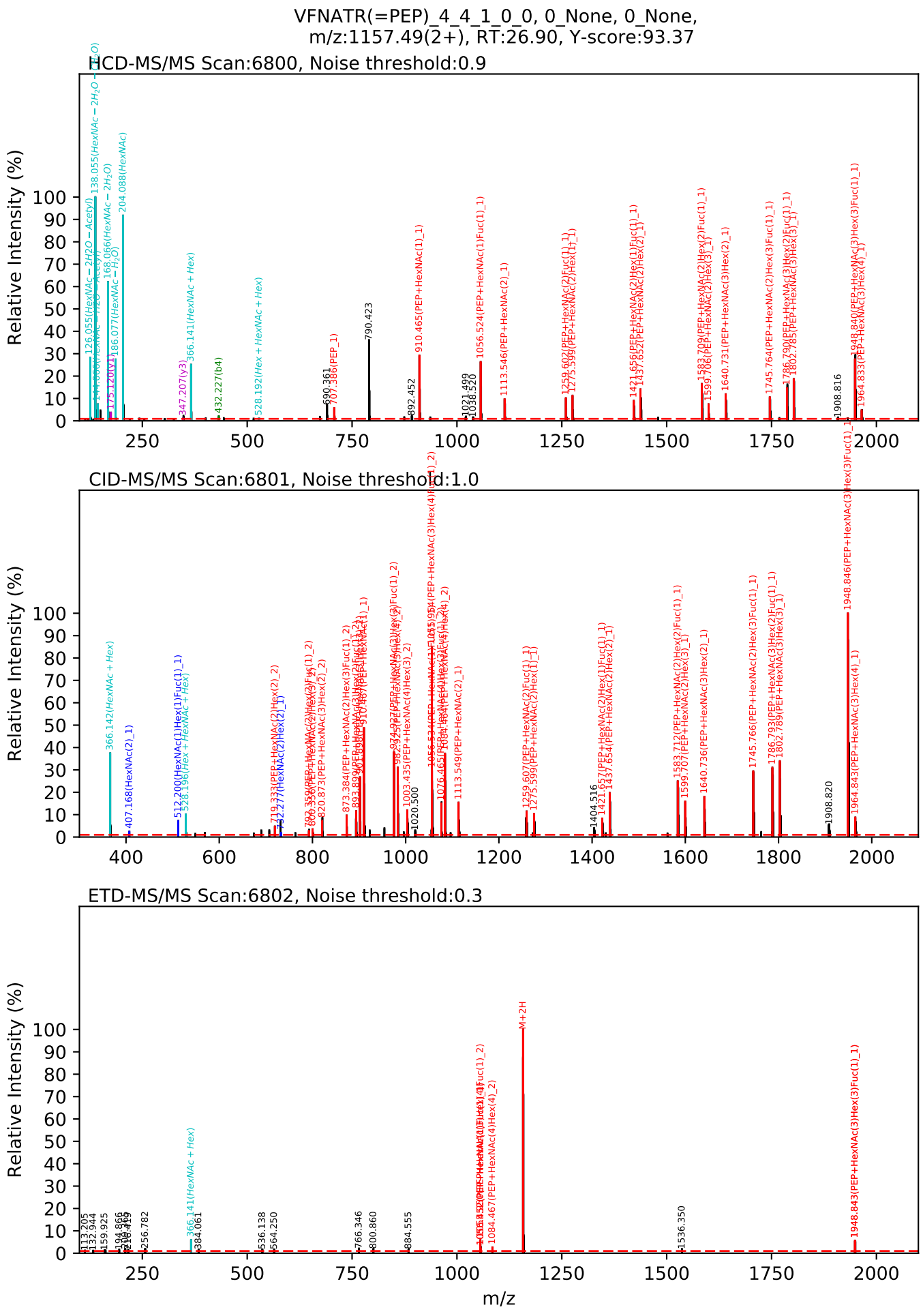
VFNATR(=PEP)_4_4_1_0_0, 0_None, 0_None,
m/z:1157.49(2+), RT:26.90, Y-score:93.37
HCD-MS/MS Scan:6800, Noise threshold:0.9
CID-MS/MS Scan:6801, Noise threshold:1.0
ETD-MS/MS Scan:6802, Noise threshold:0.3
Relative Intensity (%)
m/z

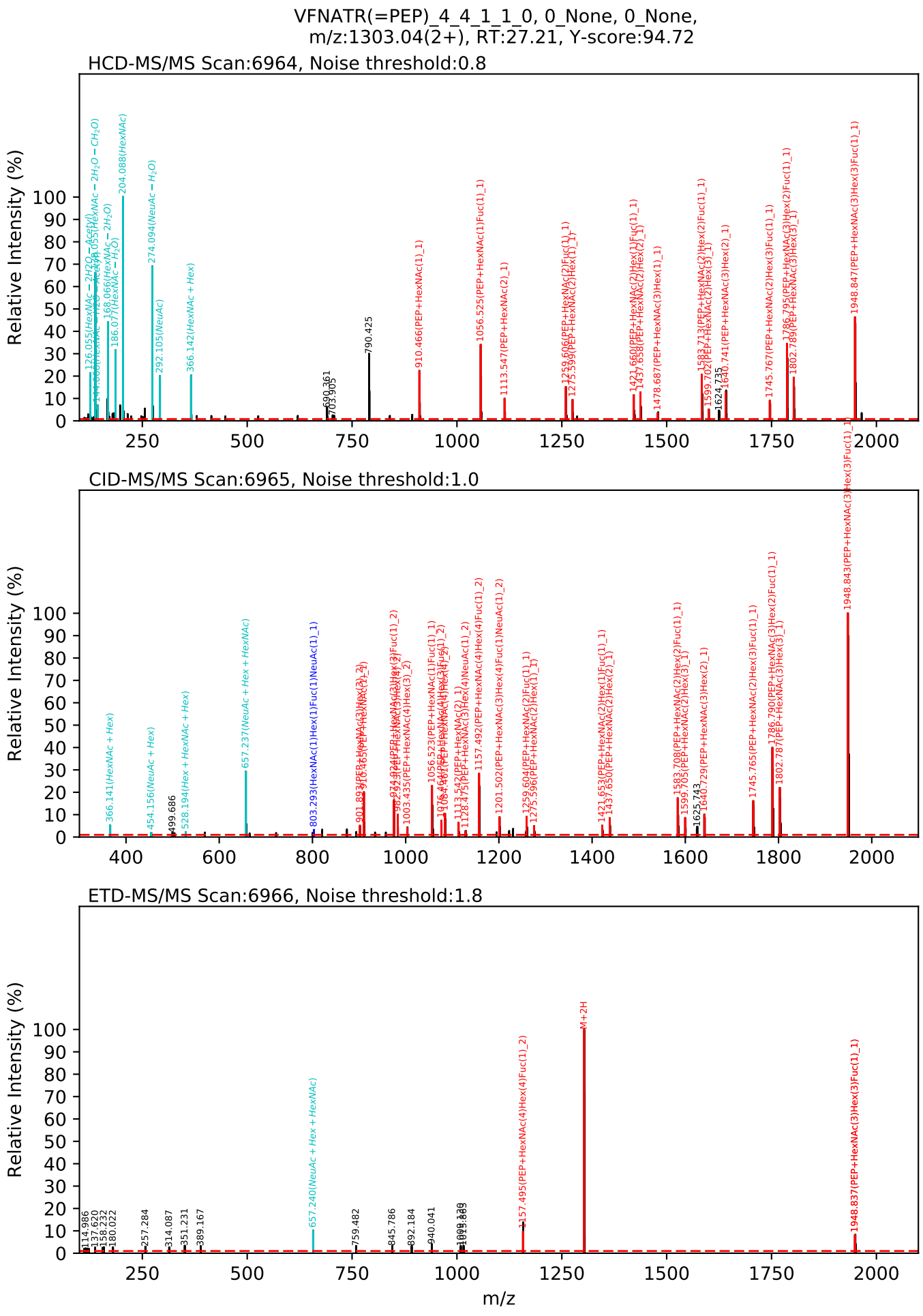
VFNATR(=PEP)_4_4_1_1_0, 0_None, 0_None,
m/z:1303.04(2+), RT:27.21, Y-score:94.72
HCD-MS/MS Scan:6964, Noise threshold:0.8
CID-MS/MS Scan:6965, Noise threshold:1.0
ETD-MS/MS Scan:6966, Noise threshold:1.8
Relative Intensity (%)
m/z

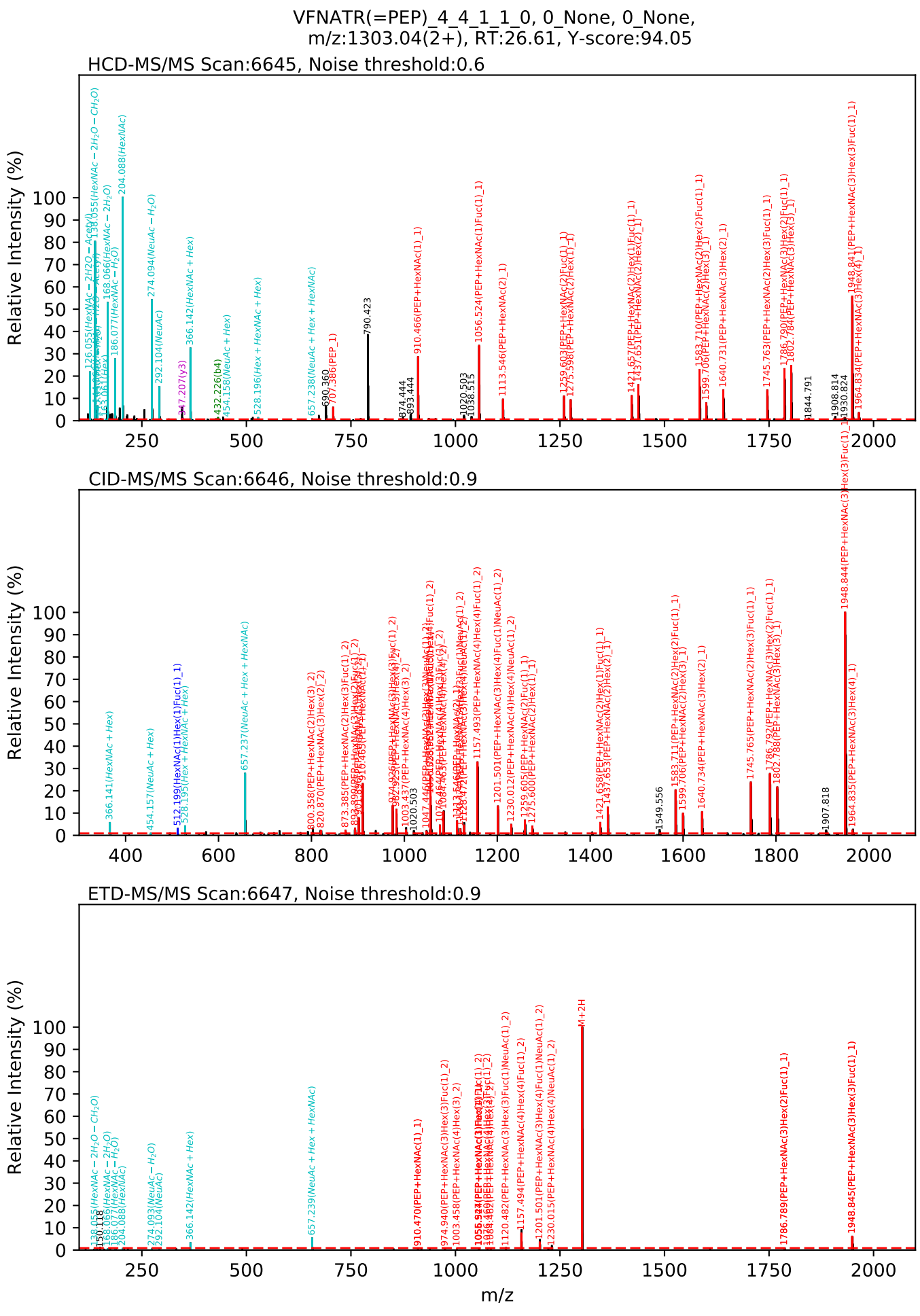
VFNATR(=PEP)_4_4_1_1_0, 0_None, 0_None,
m/z:1303.04(2+), RT:26.61, Y-score:94.05
HCD-MS/MS Scan:6645, Noise threshold:0.6
CID-MS/MS Scan:6646, Noise threshold:0.9
ETD-MS/MS Scan:6647, Noise threshold:0.9
Relative Intensity (%)
m/z

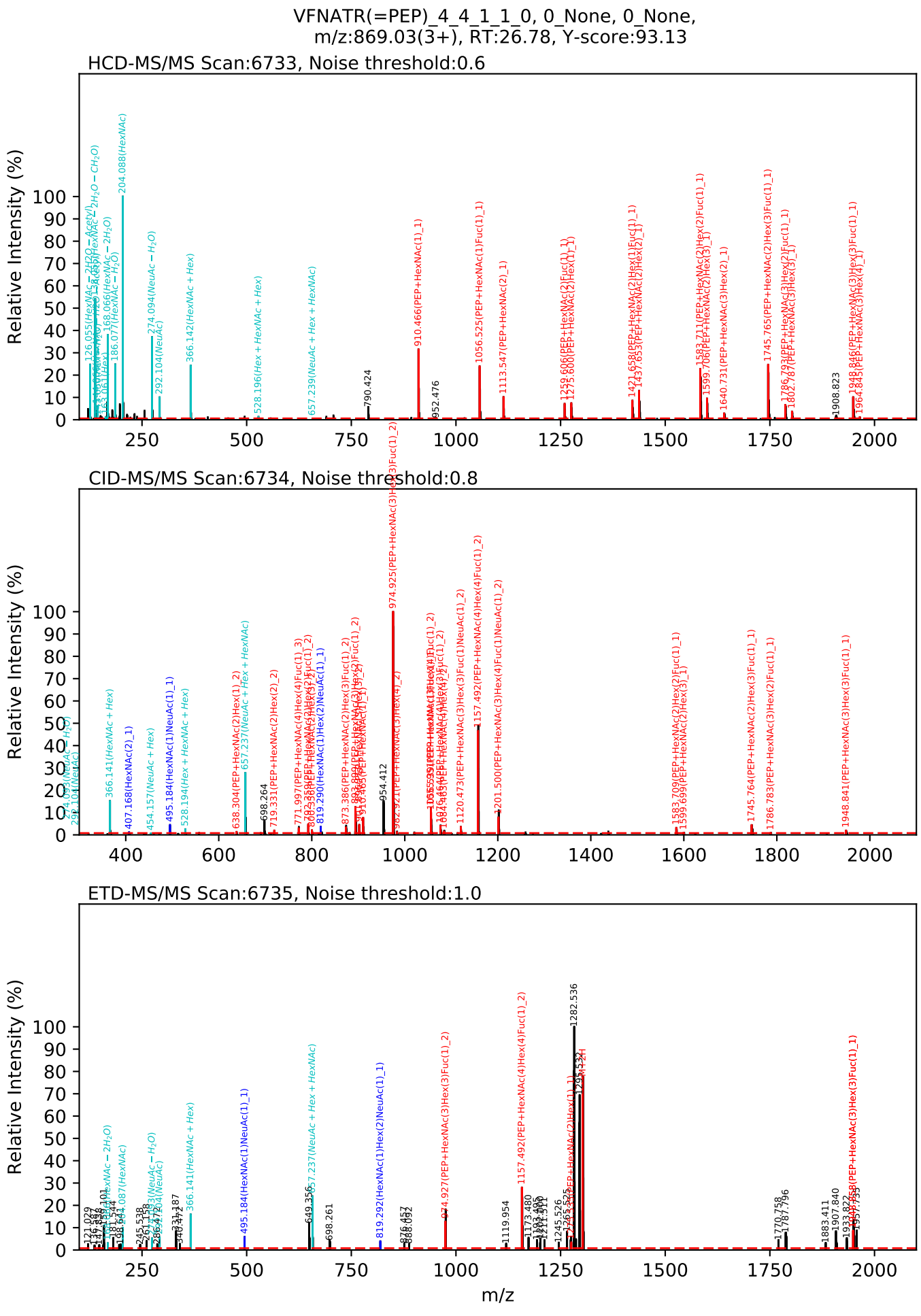
VFNATR(=PEP)_4_4_1_1_0, 0_None, 0_None,
m/z:869.03(3+), RT:26.78, Y-score:93.13
HCD-MS/MS Scan:6733, Noise threshold:0.6
CID-MS/MS Scan:6734, Noise threshold:0.8
ETD-MS/MS Scan:6735, Noise threshold:1.0
Relative Intensity (%)
m/z

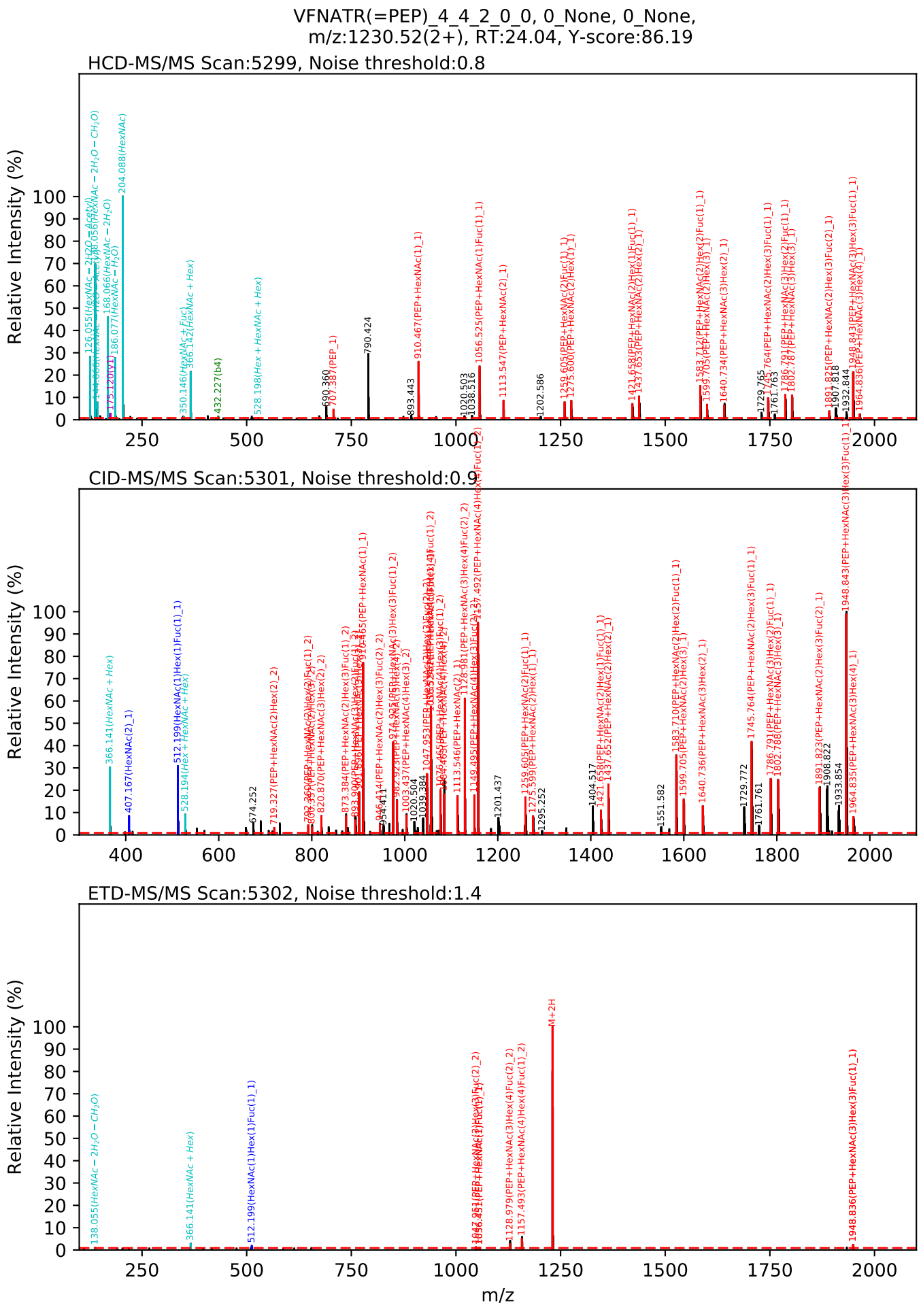
VFNATR(=PEP)_4_4_2_0_0, 0_None, 0_None,
m/z:1230.52(2+), RT:24.04, Y-score:86.19
HCD-MS/MS Scan:5299, Noise threshold:0.8
CID-MS/MS Scan:5301, Noise threshold:0.9
ETD-MS/MS Scan:5302, Noise threshold:1.4
Relative Intensity (%)
m/z

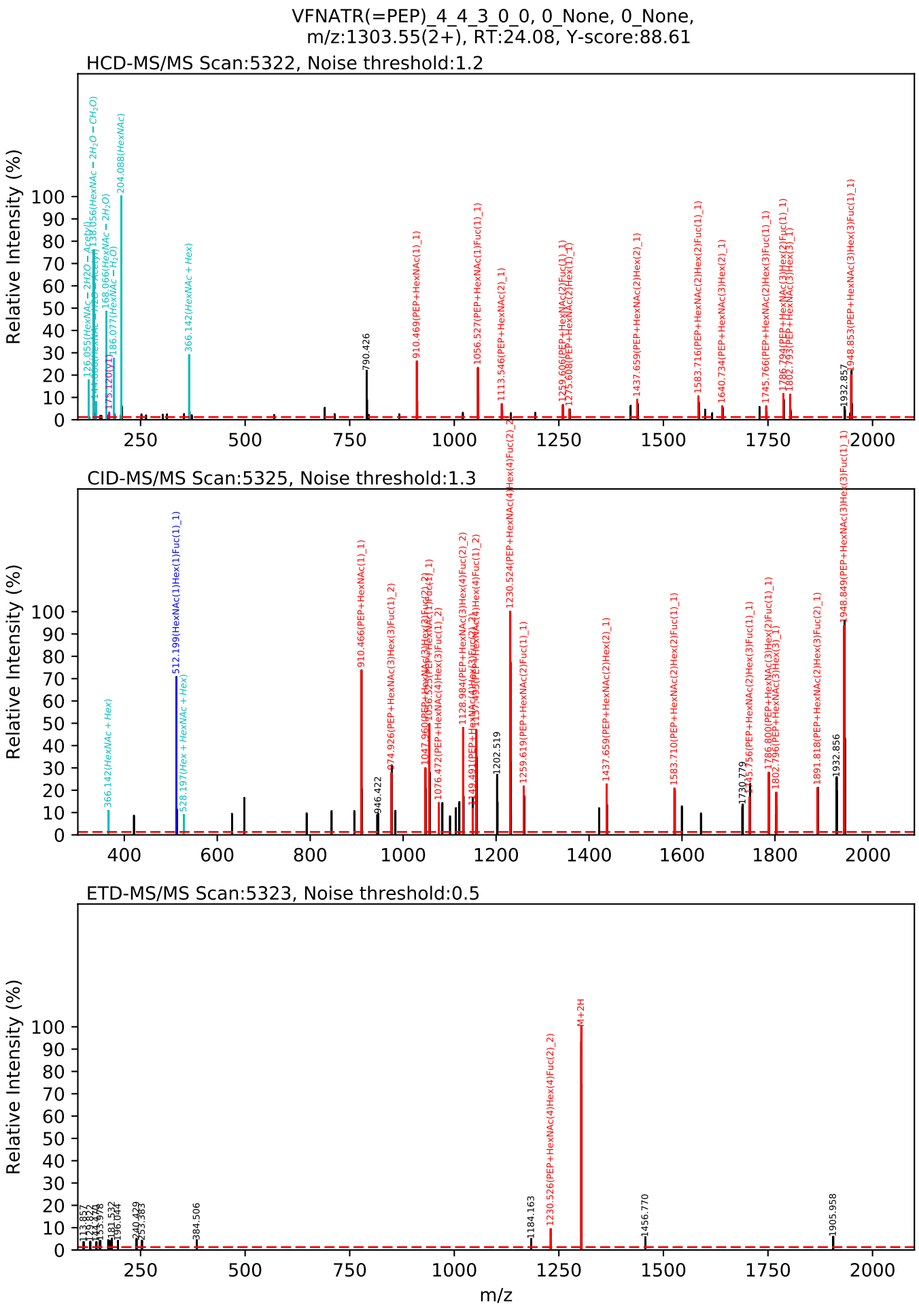
VFNATR(=PEP)_4_4_3_0_0, 0_None, 0_None,
m/z:1303.55(2+), RT:24.08, Y-score:88.61
HCD-MS/MS Scan:5322, Noise threshold:1.2
Relative Intensity (%)
366.142(HexNAc + Hex)
790.426
910.469(PEP+HexNAc(1)_1)
1056.527(PEP+HexNAc(1)Fuc(1)_1)
1113.546(PEP+HexNAc(2)_1)
1437.659(PEP+HexNAc(2)Hex(2)_1)
1583.716(PEP+HexNAc(2)Hex(2)Fuc(1)_1)
1640.734(PEP+HexNAc(3)Hex(2)_1)
1745.766(PEP+HexNAc(2)Hex(3)Fuc(1)_1)
1932.857
1948.853(PEP+HexNAc(3)Hex(3)Fuc(1)_1)
CID-MS/MS Scan:5325, Noise threshold:1.3
Relative Intensity (%)
366.142(HexNAc + Hex)
512.199(HexNAc(1)Hex(1)Fuc(1)_1)
528.197(Hex + HexNAc + Hex)
910.466(PEP+HexNAc(1)_1)
946.422
974.926(PEP+HexNAc(3)Hex(3)Fuc(1)_2)
1076.472(PEP+HexNAc(4)Hex(3)Fuc(1)_2)
1128.984(PEP+HexNAc(3)Hex(4)Fuc(2)_2)
1202.519
1230.524(PEP+HexNAc(4)Hex(4)Fuc(2)_2)
1259.619(PEP+HexNAc(2)Fuc(1)_1)
1437.659(PEP+HexNAc(2)Hex(2)_1)
1583.710(PEP+HexNAc(2)Hex(2)Fuc(1)_1)
1730.779
1745.756(PEP+HexNAc(2)Hex(3)Fuc(1)_1)
1786.800(PEP+HexNAc(3)Hex(2)Fuc(1)_1)
1802.796(PEP+HexNAc(3)Hex(3)_1)
1891.818(PEP+HexNAc(2)Hex(3)Fuc(2)_1)
1932.856
1948.849(PEP+HexNAc(3)Hex(3)Fuc(1)_1)
ETD-MS/MS Scan:5323, Noise threshold:0.5
Relative Intensity (%)
384.506
1184.163
1230.526(PEP+HexNAc(4)Hex(4)Fuc(2)_2)
M+2H
1456.770
1905.958
m/z

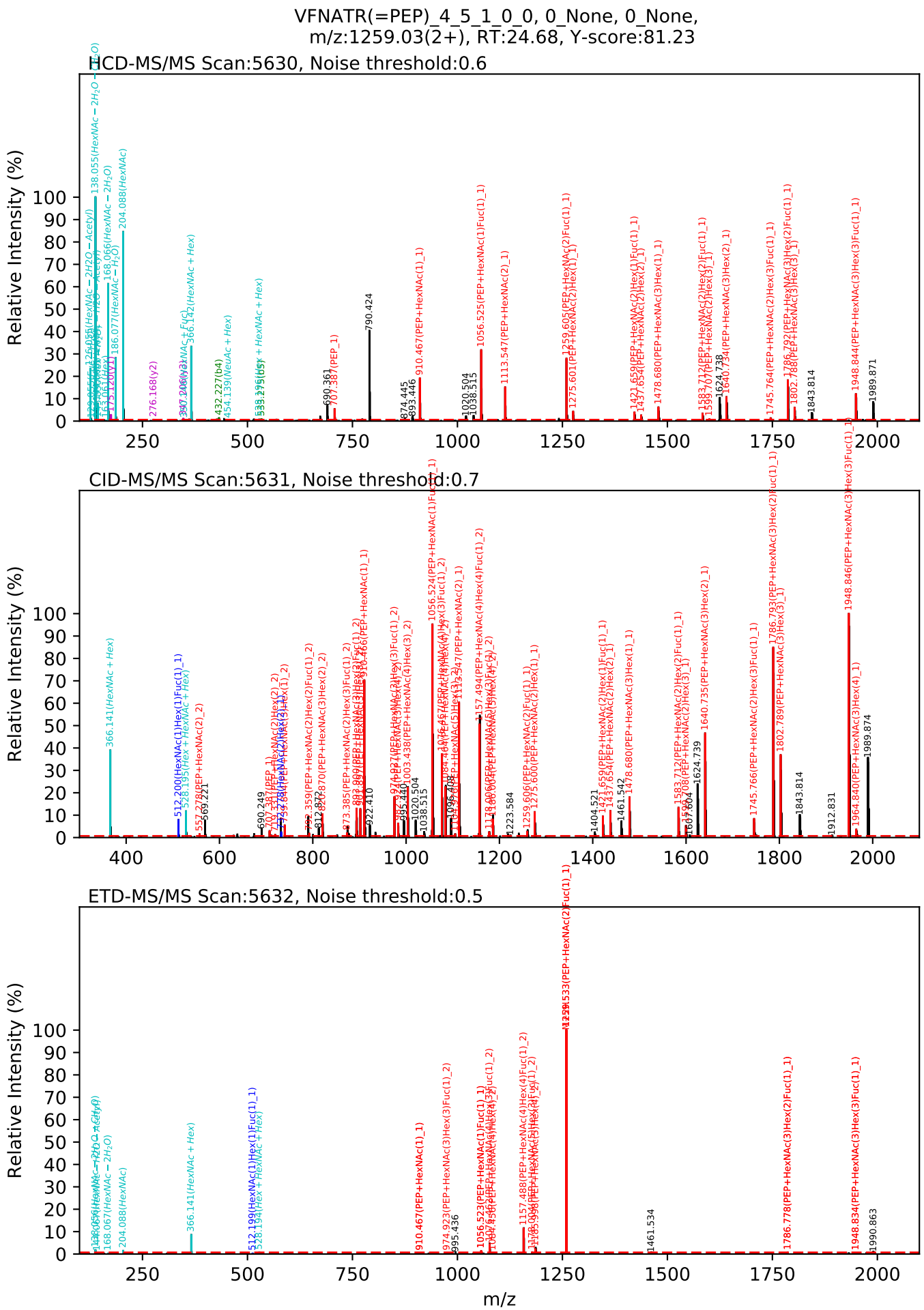
VFNATR(=PEP)_4_5_1_0_0, 0_None, 0_None,
m/z:1259.03(2+), RT:24.68, Y-score:81.23
HCD-MS/MS Scan:5630, Noise threshold:0.6
CID-MS/MS Scan:5631, Noise threshold:0.7
ETD-MS/MS Scan:5632, Noise threshold:0.5
Relative Intensity (%)
m/z

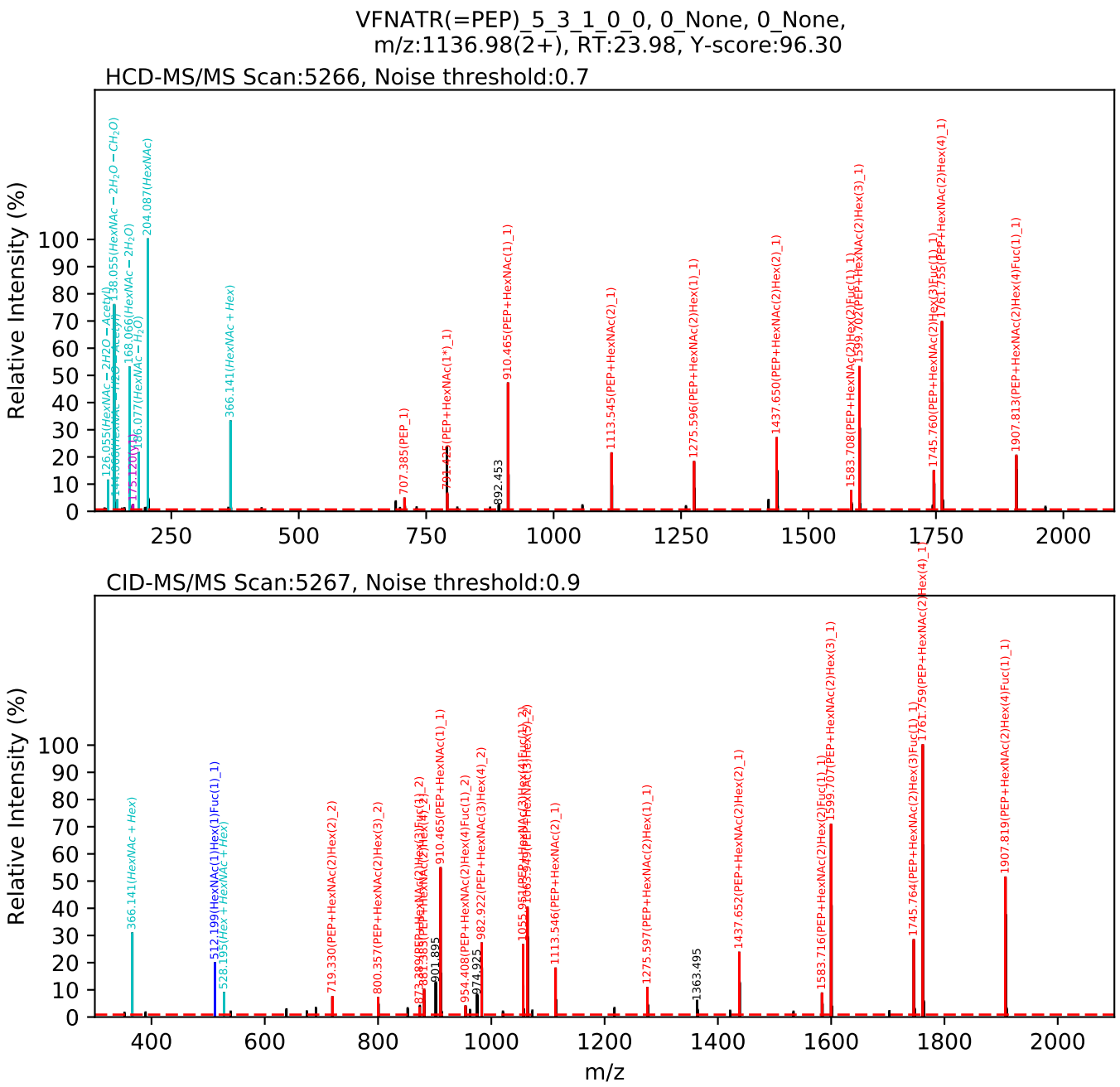
VFNATR(=PEP)_5_3_1_0_0, 0_None, 0_None,
m/z:1136.98(2+), RT:23.98, Y-score:96.30
HCD-MS/MS Scan:5266, Noise threshold:0.7
Relative Intensity (%)
204.087(HexNAc)
366.141(HexNAc + Hex)
707.385(PEP_1)
910.465(PEP+HexNAc(1)_1)
1113.545(PEP+HexNAc(2)_1)
1275.596(PEP+HexNAc(2)Hex(1)_1)
1437.650(PEP+HexNAc(2)Hex(2)_1)
1583.708(PEP+HexNAc(2)Hex(3)_1)
1745.760(PEP+HexNAc(2)Hex(4)_1)
1907.813(PEP+HexNAc(2)Hex(4)Fuc(1)_1)
CID-MS/MS Scan:5267, Noise threshold:0.9
Relative Intensity (%)
366.141(HexNAc + Hex)
512.199(HexNAc(1)Hex(1)Fuc(1)_1)
719.330(PEP+HexNAc(2)Hex(2)_2)
800.357(PEP+HexNAc(2)Hex(3)_2)
910.465(PEP+HexNAc(1)_1)
954.408(PEP+HexNAc(2)Hex(4)Fuc(1)_2)
1113.546(PEP+HexNAc(2)_1)
1275.597(PEP+HexNAc(2)Hex(1)_1)
1363.495
1437.652(PEP+HexNAc(2)Hex(2)_1)
1583.716(PEP+HexNAc(2)Hex(2)Fuc(1)_1)
1745.764(PEP+HexNAc(2)Hex(3)Fuc(1)_1)
1907.819(PEP+HexNAc(2)Hex(4)Fuc(1)_1)
m/z

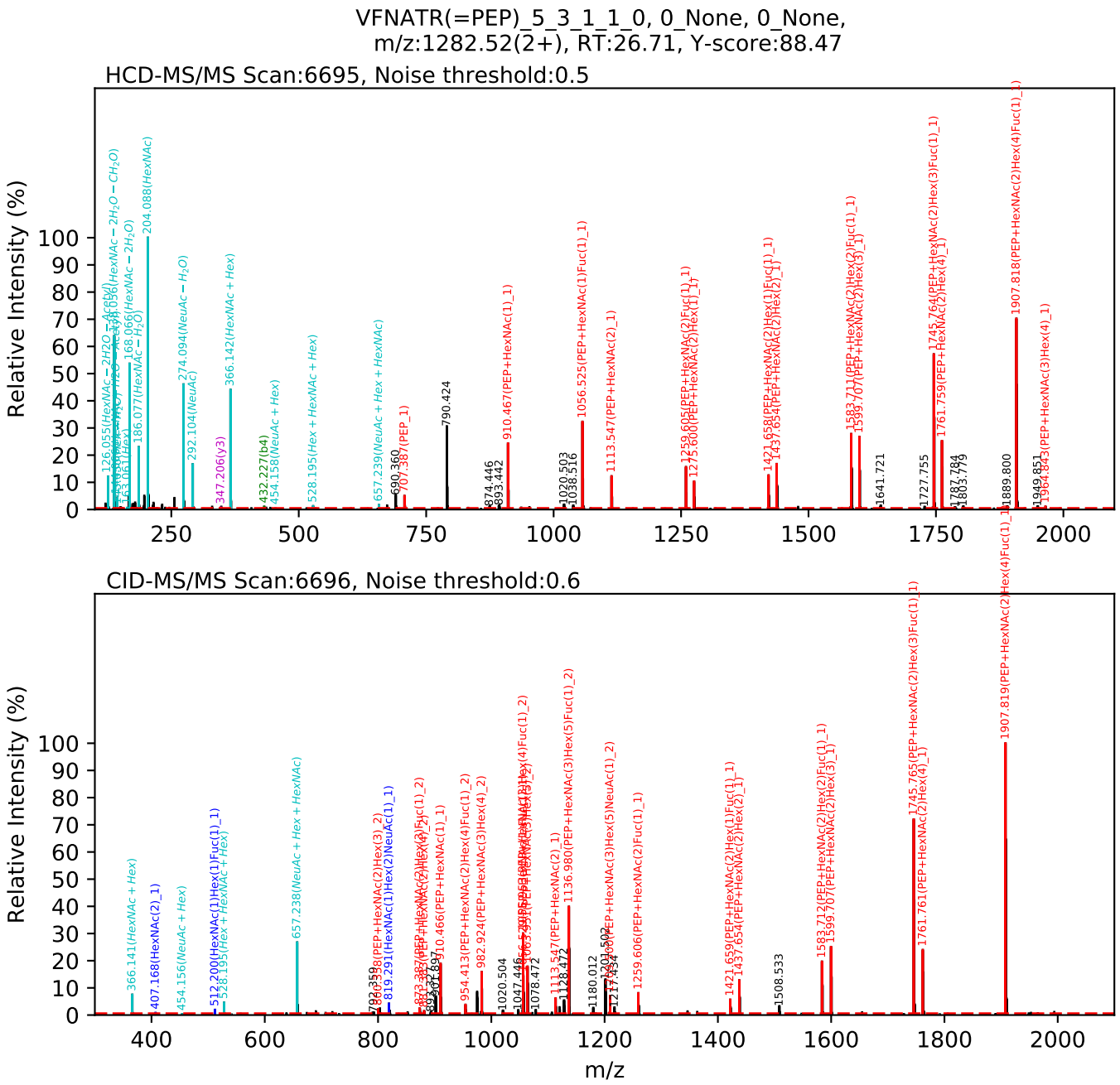
VFNATR(=PEP)_5_3_1_1_0, 0_None, 0_None,
m/z:1282.52(2+), RT:26.71, Y-score:88.47
HCD-MS/MS Scan:6695, Noise threshold:0.5
Relative Intensity (%)
204.088(HexNAc)
186.077(HexNAc − H2O)
168.066(HexNAc − 2H2O)
274.094(NeuAc − H2O)
292.104(NeuAc)
366.142(HexNAc + Hex)
347.206(y3)
432.227(b4)
454.158(NeuAc + Hex)
528.195(Hex + HexNAc + Hex)
657.239(NeuAc + Hex + HexNAc)
690.360
707.387(PEP_1)
790.424
874.446
893.442
910.467(PEP+HexNAc(1)_1)
1020.503
1038.516
1056.525(PEP+HexNAc(1)Fuc(1)_1)
1113.547(PEP+HexNAc(2)_1)
1259.605(PEP+HexNAc(2)Fuc(1)_1)
1275.600(PEP+HexNAc(2)Hex(1)_1)
1421.658(PEP+HexNAc(2)Hex(1)Fuc(1)_1)
1437.654(PEP+HexNAc(2)Hex(2)_1)
1583.711(PEP+HexNAc(2)Hex(2)Fuc(1)_1)
1599.707(PEP+HexNAc(2)Hex(3)_1)
1641.721
1727.755
1745.764(PEP+HexNAc(2)Hex(3)Fuc(1)_1)
1761.759(PEP+HexNAc(2)Hex(4)_1)
1787.784
1803.779
1889.800
1907.818(PEP+HexNAc(2)Hex(4)Fuc(1)_1)
1949.851
1964.843(PEP+HexNAc(3)Hex(4)_1)
CID-MS/MS Scan:6696, Noise threshold:0.6
Relative Intensity (%)
366.141(HexNAc + Hex)
407.168(HexNAc(2)_1)
454.156(NeuAc + Hex)
512.200(HexNAc(1)Hex(1)Fuc(1)_1)
528.195(Hex + HexNAc + Hex)
657.238(NeuAc + Hex + HexNAc)
782.359(PEP+HexNAc(2)Hex(3)_2)
819.291(HexNAc(1)Hex(2)NeuAc(1)_1)
910.466(PEP+HexNAc(1)_1)
954.413(PEP+HexNAc(2)Hex(4)Fuc(1)_2)
982.924(PEP+HexNAc(3)Hex(4)_2)
1020.504
1047.446
1078.472
1113.547(PEP+HexNAc(2)_1)
1128.472
1136.980(PEP+HexNAc(3)Hex(5)Fuc(1)_2)
1180.012
1217.434
1259.606(PEP+HexNAc(2)Fuc(1)_1)
1421.659(PEP+HexNAc(2)Hex(1)Fuc(1)_1)
1437.654(PEP+HexNAc(2)Hex(2)_1)
1508.533
1583.712(PEP+HexNAc(2)Hex(2)Fuc(1)_1)
1599.707(PEP+HexNAc(2)Hex(3)_1)
1745.765(PEP+HexNAc(2)Hex(3)Fuc(1)_1)
1761.761(PEP+HexNAc(2)Hex(4)_1)
1907.819(PEP+HexNAc(2)Hex(4)Fuc(1)_1)
m/z

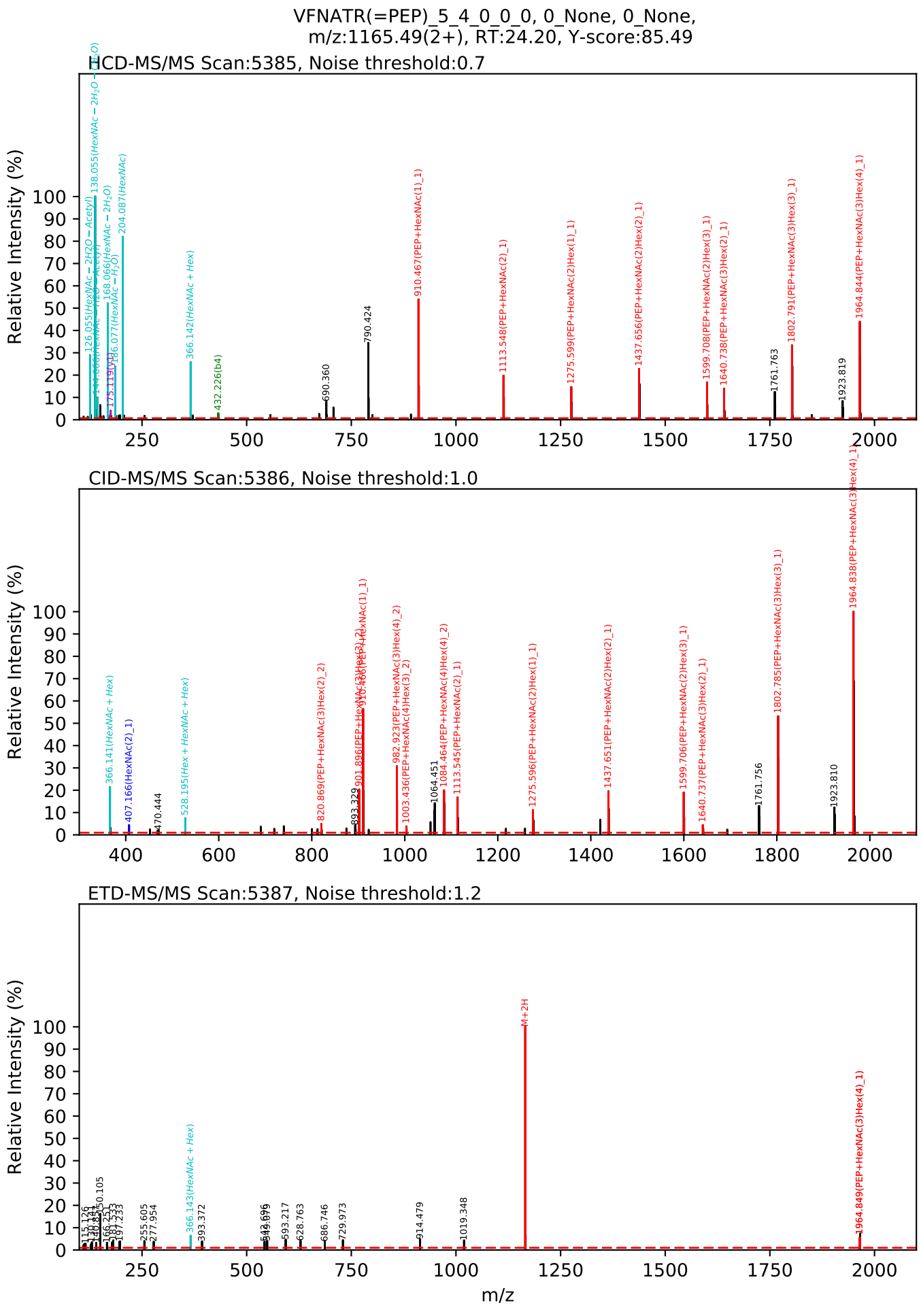
VFNATR(=PEP)_5_4_0_0_0, 0_None, 0_None,
m/z:1165.49(2+), RT:24.20, Y-score:85.49
HCD-MS/MS Scan:5385, Noise threshold:0.7
Relative Intensity (%)
366.142(HexNAc + Hex)
432.226(b4)
690.360
790.424
910.467(PEP+HexNAc(1)_1)
1113.548(PEP+HexNAc(2)_1)
1275.599(PEP+HexNAc(2)Hex(1)_1)
1437.656(PEP+HexNAc(2)Hex(2)_1)
1599.708(PEP+HexNAc(2)Hex(3)_1)
1640.738(PEP+HexNAc(3)Hex(2)_1)
1761.763
1802.791(PEP+HexNAc(3)Hex(3)_1)
1923.819
1964.844(PEP+HexNAc(3)Hex(4)_1)
CID-MS/MS Scan:5386, Noise threshold:1.0
Relative Intensity (%)
366.141(HexNAc + Hex)
407.166(HexNAc(2)_1)
470.444
528.195(Hex + HexNAc + Hex)
820.869(PEP+HexNAc(3)Hex(2)_2)
982.923(PEP+HexNAc(3)Hex(4)_2)
1003.436(PEP+HexNAc(4)Hex(3)_2)
1064.451
1084.464(PEP+HexNAc(4)Hex(4)_2)
1113.545(PEP+HexNAc(2)_1)
1275.596(PEP+HexNAc(2)Hex(1)_1)
1437.651(PEP+HexNAc(2)Hex(2)_1)
1599.706(PEP+HexNAc(2)Hex(3)_1)
1640.737(PEP+HexNAc(3)Hex(2)_1)
1761.756
1802.785(PEP+HexNAc(3)Hex(3)_1)
1923.810
1964.838(PEP+HexNAc(3)Hex(4)_1)
ETD-MS/MS Scan:5387, Noise threshold:1.2
Relative Intensity (%)
366.143(HexNAc + Hex)
M+2H
1964.849(PEP+HexNAc(3)Hex(4)_1)
m/z

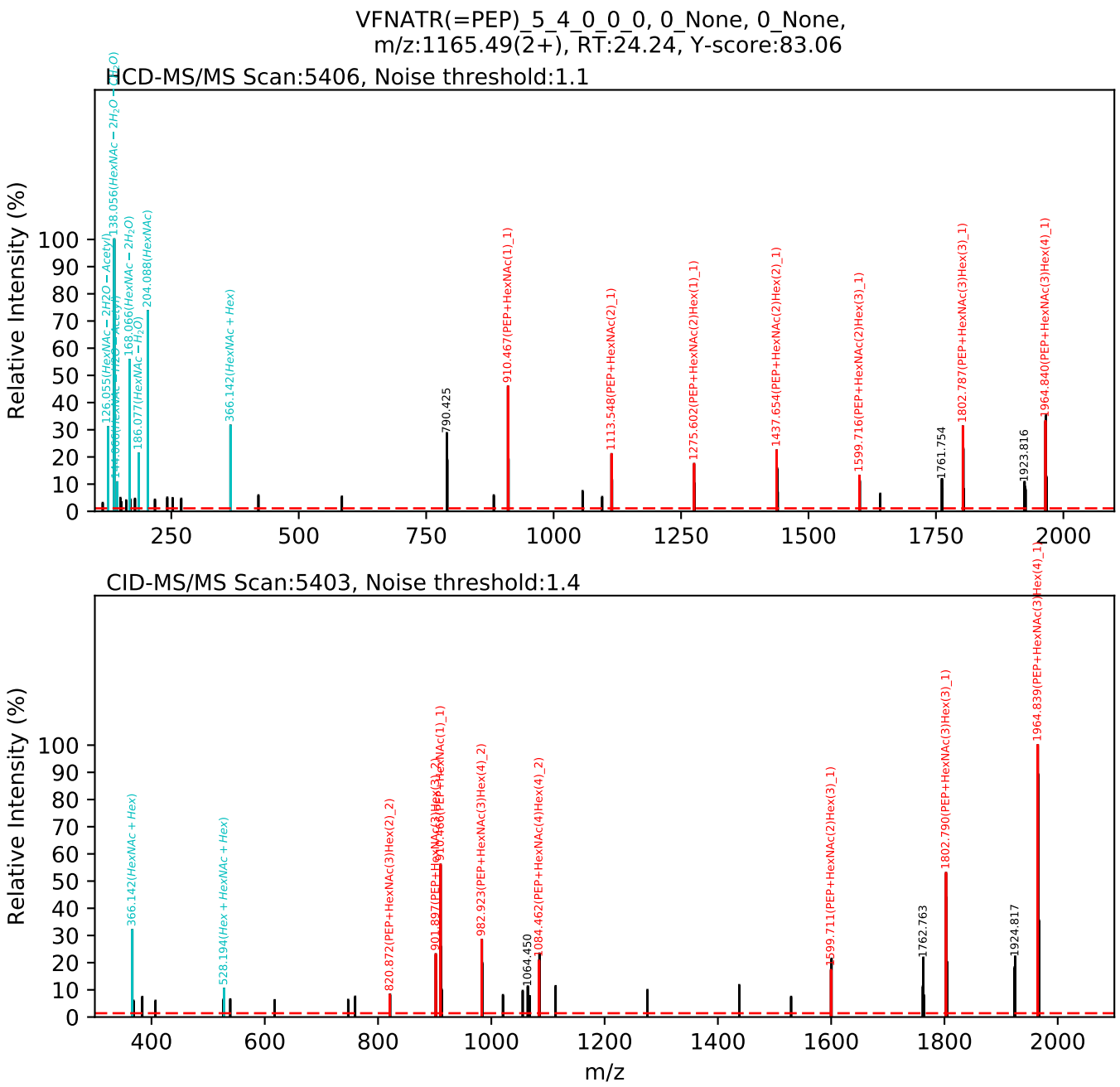
VFNATR(=PEP)_5_4_0_0_0, 0_None, 0_None,
m/z:1165.49(2+), RT:24.24, Y-score:83.06
HCD-MS/MS Scan:5406, Noise threshold:1.1
Relative Intensity (%)
366.142(HexNAc + Hex)
790.425
910.467(PEP+HexNAc(1)_1)
1113.548(PEP+HexNAc(2)_1)
1275.602(PEP+HexNAc(2)Hex(1)_1)
1437.654(PEP+HexNAc(2)Hex(2)_1)
1599.716(PEP+HexNAc(2)Hex(3)_1)
1761.754
1802.787(PEP+HexNAc(3)Hex(3)_1)
1923.816
1964.840(PEP+HexNAc(3)Hex(4)_1)
CID-MS/MS Scan:5403, Noise threshold:1.4
Relative Intensity (%)
366.142(HexNAc + Hex)
528.194(Hex + HexNAc + Hex)
820.872(PEP+HexNAc(3)Hex(2)_2)
910.468(PEP+HexNAc(1)_1)
982.923(PEP+HexNAc(3)Hex(4)_2)
1064.450
1084.462(PEP+HexNAc(4)Hex(4)_2)
1599.711(PEP+HexNAc(2)Hex(3)_1)
1762.763
1802.790(PEP+HexNAc(3)Hex(3)_1)
1924.817
1964.839(PEP+HexNAc(3)Hex(4)_1)
m/z

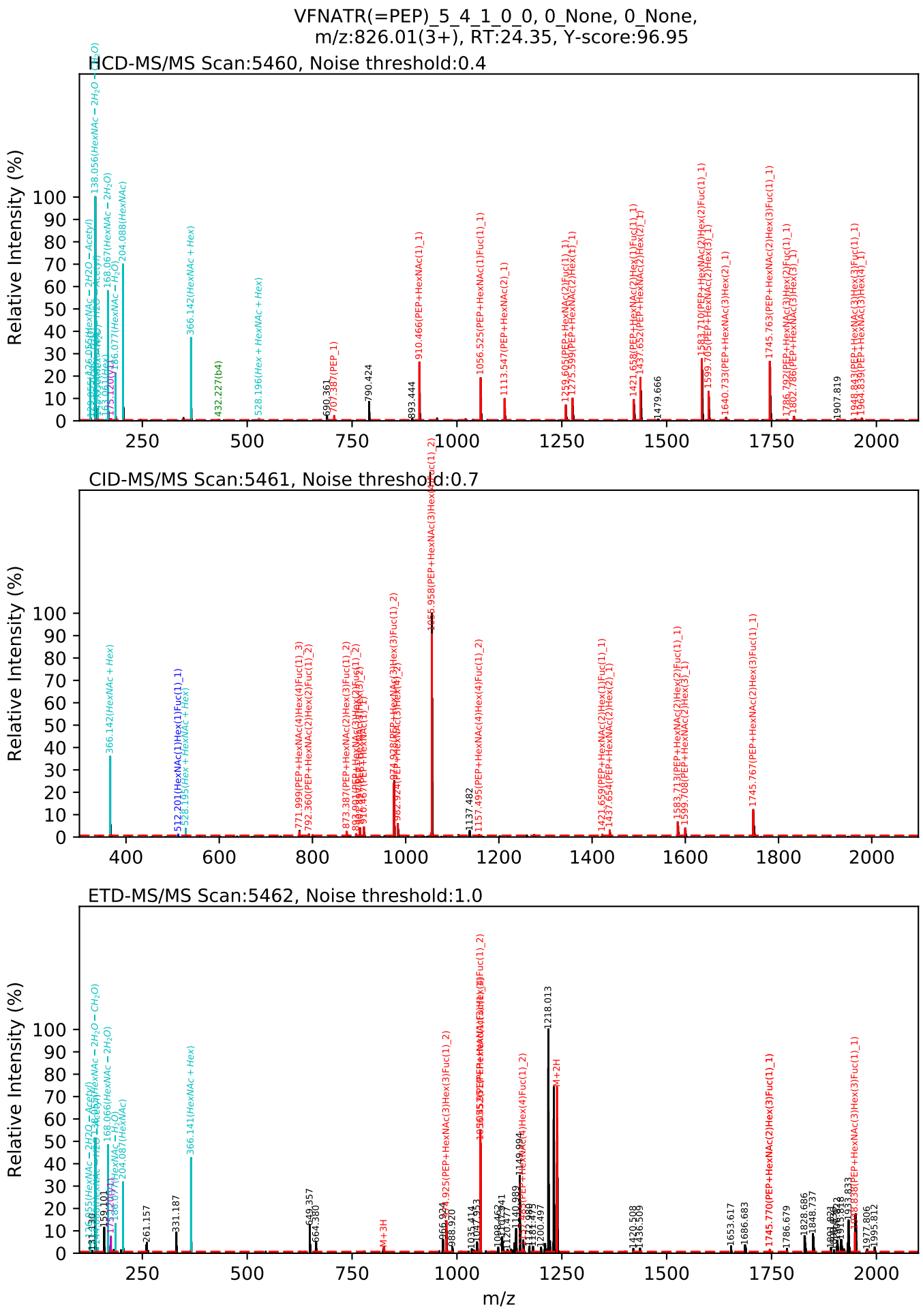
VFNATR(=PEP)_5_4_1_0_0, 0_None, 0_None,
m/z:826.01(3+), RT:24.35, Y-score:96.95
HCD-MS/MS Scan:5460, Noise threshold:0.4
CID-MS/MS Scan:5461, Noise threshold:0.7
ETD-MS/MS Scan:5462, Noise threshold:1.0
Relative Intensity (%)
m/z

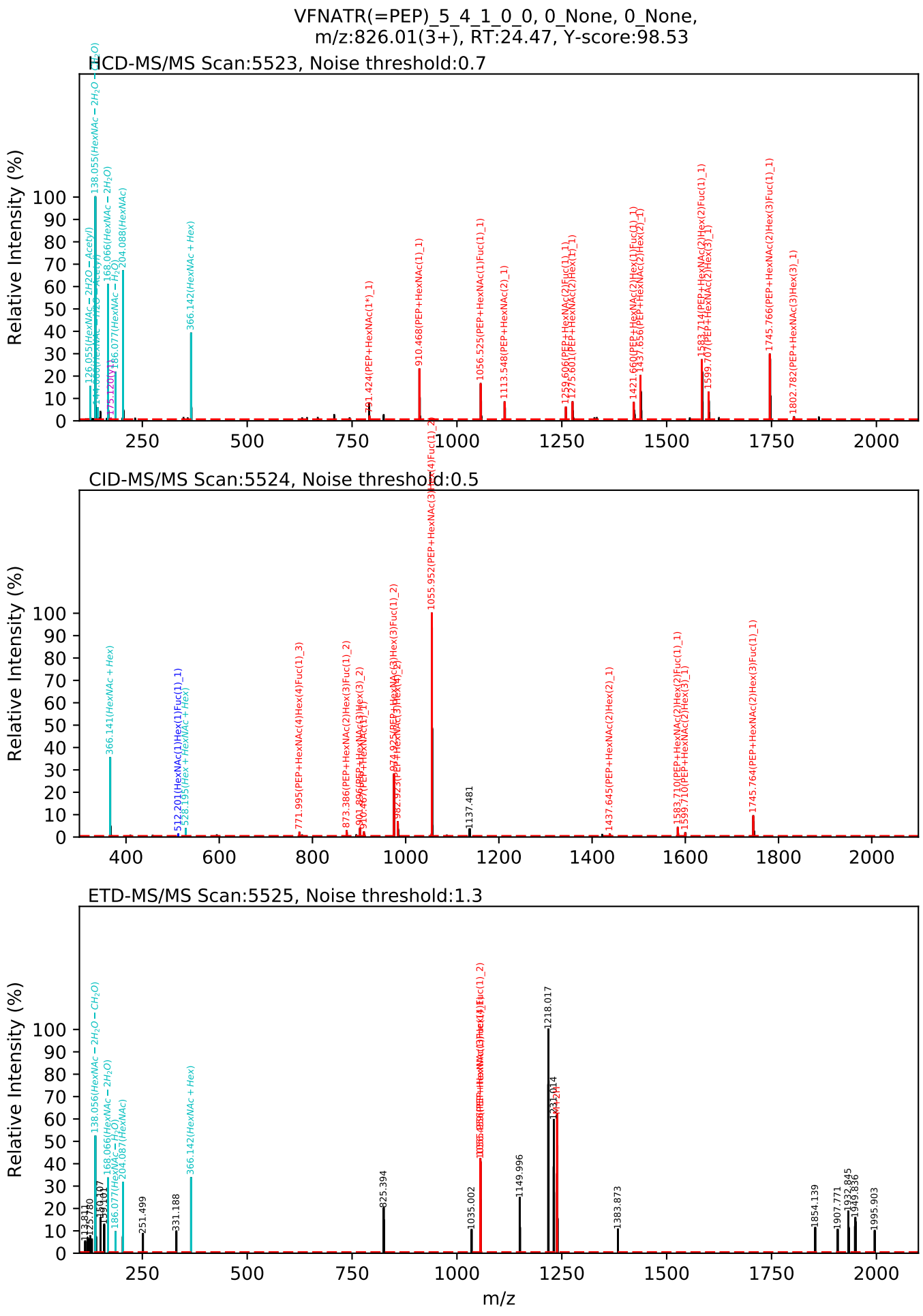
VFNATR(=PEP)_5_4_1_0_0, 0_None, 0_None,
m/z:826.01(3+), RT:24.47, Y-score:98.53
HCD-MS/MS Scan:5523, Noise threshold:0.7
Relative Intensity (%)
366.142(HexNAc + Hex)
910.468(PEP+HexNAc(1)_1)
1056.525(PEP+HexNAc(1)Fuc(1)_1)
1745.766(PEP+HexNAc(2)Hex(3)Fuc(1)_1)
CID-MS/MS Scan:5524, Noise threshold:0.5
Relative Intensity (%)
366.141(HexNAc + Hex)
1055.952(PEP+HexNAc(3)Hex(4)Fuc(1)_2)
1137.481
1437.645(PEP+HexNAc(2)Hex(2)_1)
1745.764(PEP+HexNAc(2)Hex(3)Fuc(1)_1)
ETD-MS/MS Scan:5525, Noise threshold:1.3
Relative Intensity (%)
366.142(HexNAc + Hex)
825.394
1035.002
1149.996
1218.017
1383.873
1854.139
1907.771
1995.903
m/z

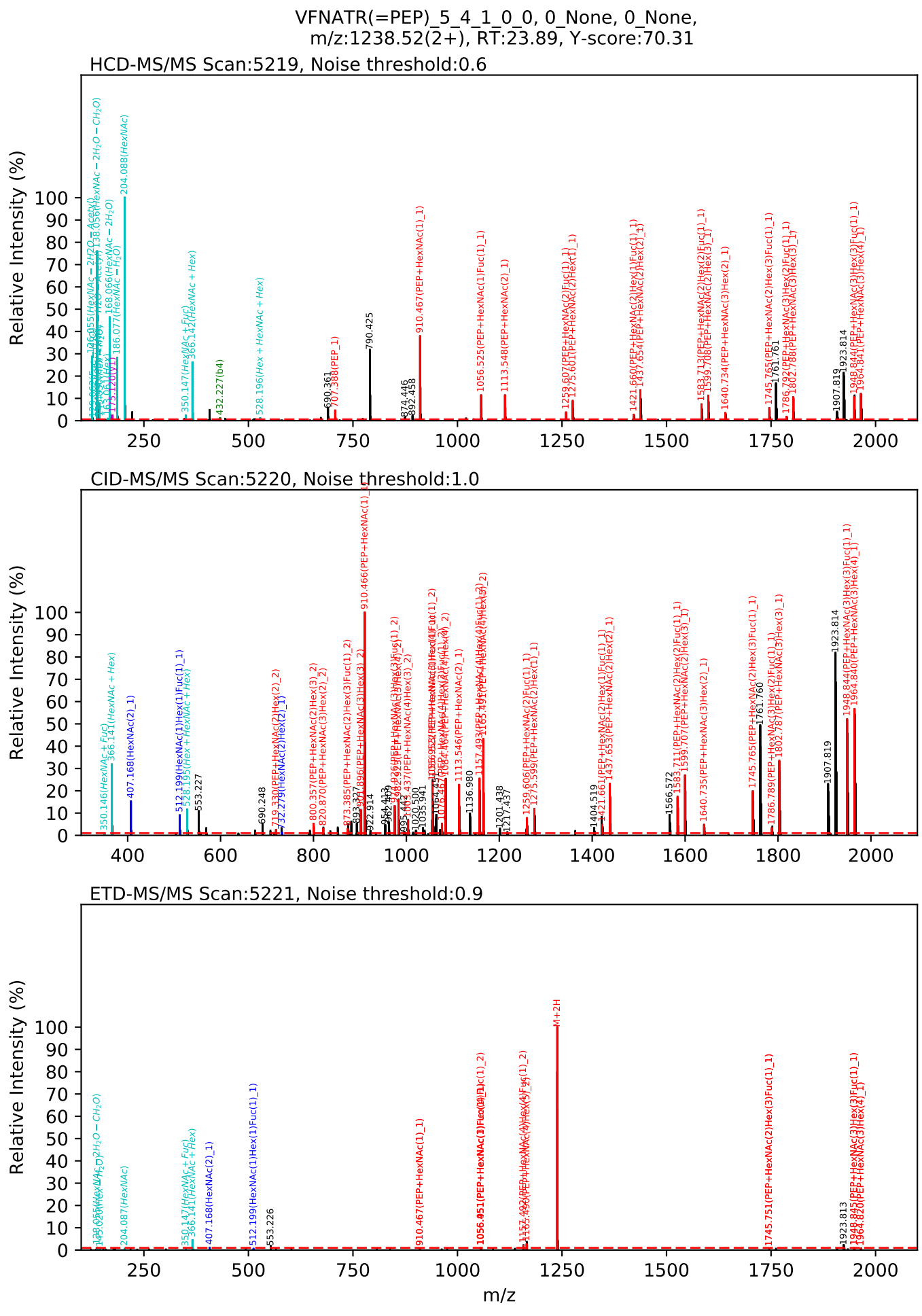
VFNATR(=PEP)_5_4_1_0_0, 0_None, 0_None,
m/z:1238.52(2+), RT:23.89, Y-score:70.31
HCD-MS/MS Scan:5219, Noise threshold:0.6
CID-MS/MS Scan:5220, Noise threshold:1.0
ETD-MS/MS Scan:5221, Noise threshold:0.9
Relative Intensity (%)
m/z
M+2H

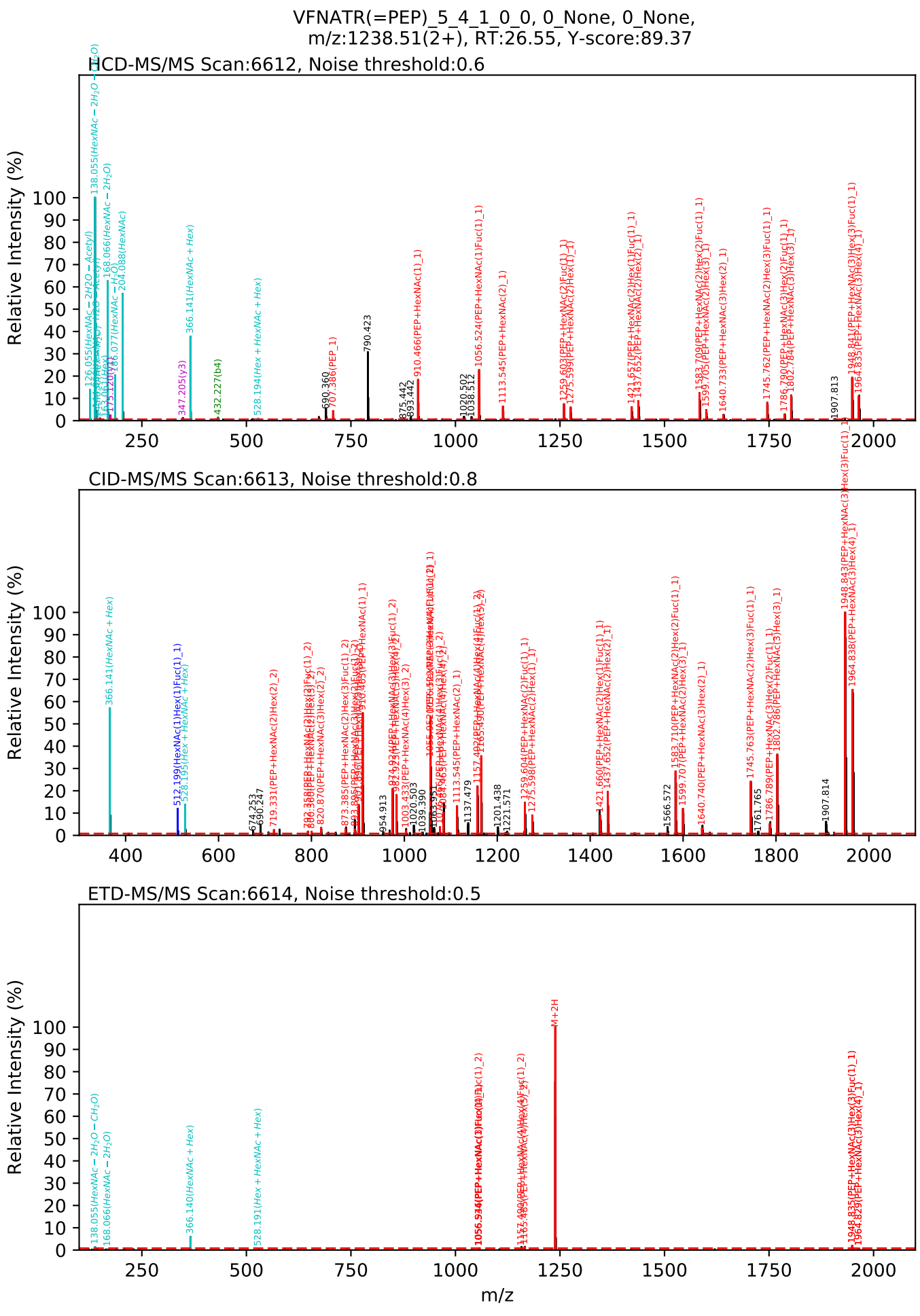
VFNATR(=PEP)_5_4_1_0_0, 0_None, 0_None,
m/z:1238.51(2+), RT:26.55, Y-score:89.37
HCD-MS/MS Scan:6612, Noise threshold:0.6
CID-MS/MS Scan:6613, Noise threshold:0.8
ETD-MS/MS Scan:6614, Noise threshold:0.5
Relative Intensity (%)
m/z

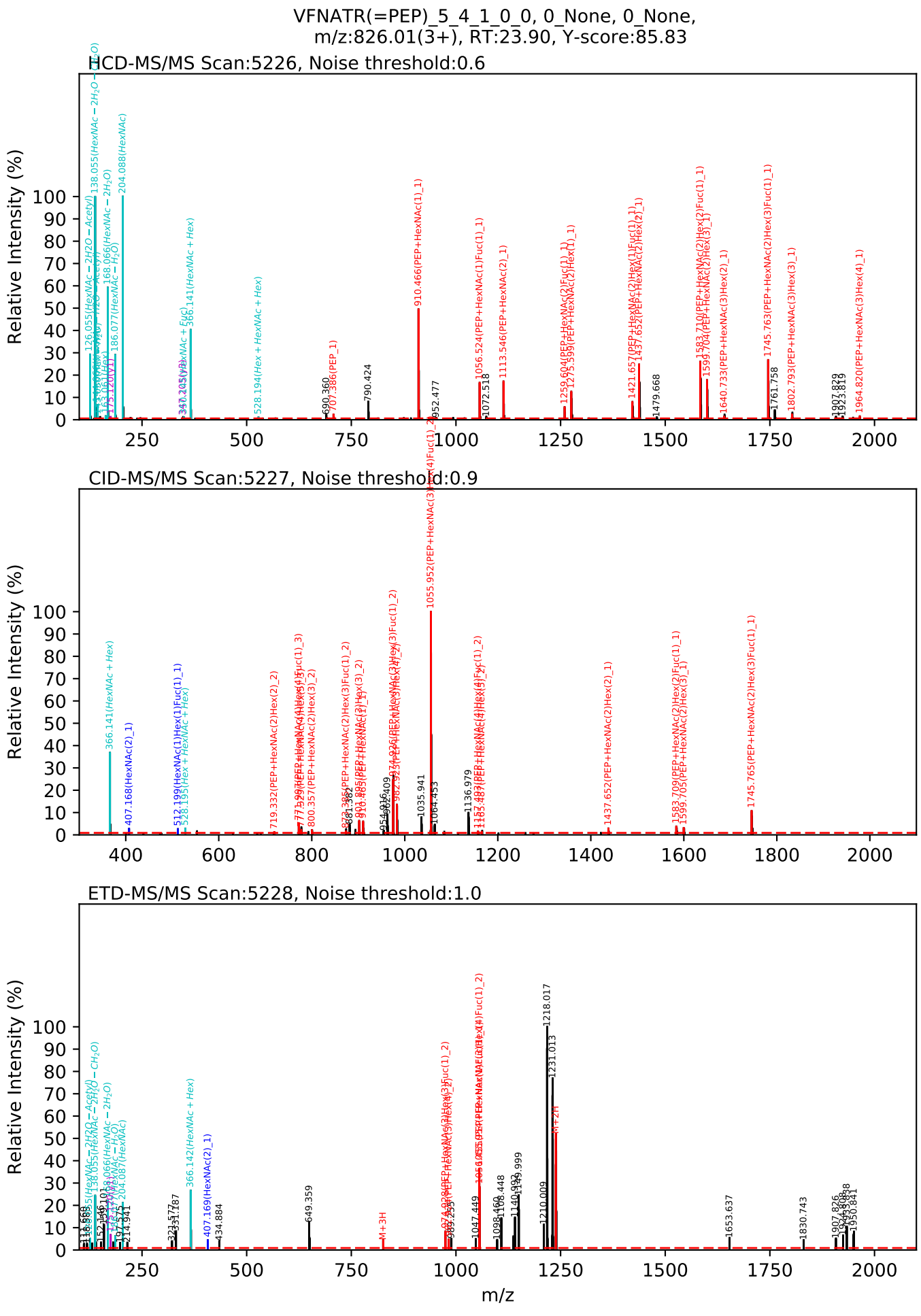
VFNATR(=PEP)_5_4_1_0_0, 0_None, 0_None,
m/z:826.01(3+), RT:23.90, Y-score:85.83
HCD-MS/MS Scan:5226, Noise threshold:0.6
CID-MS/MS Scan:5227, Noise threshold:0.9
ETD-MS/MS Scan:5228, Noise threshold:1.0
Relative Intensity (%)
m/z

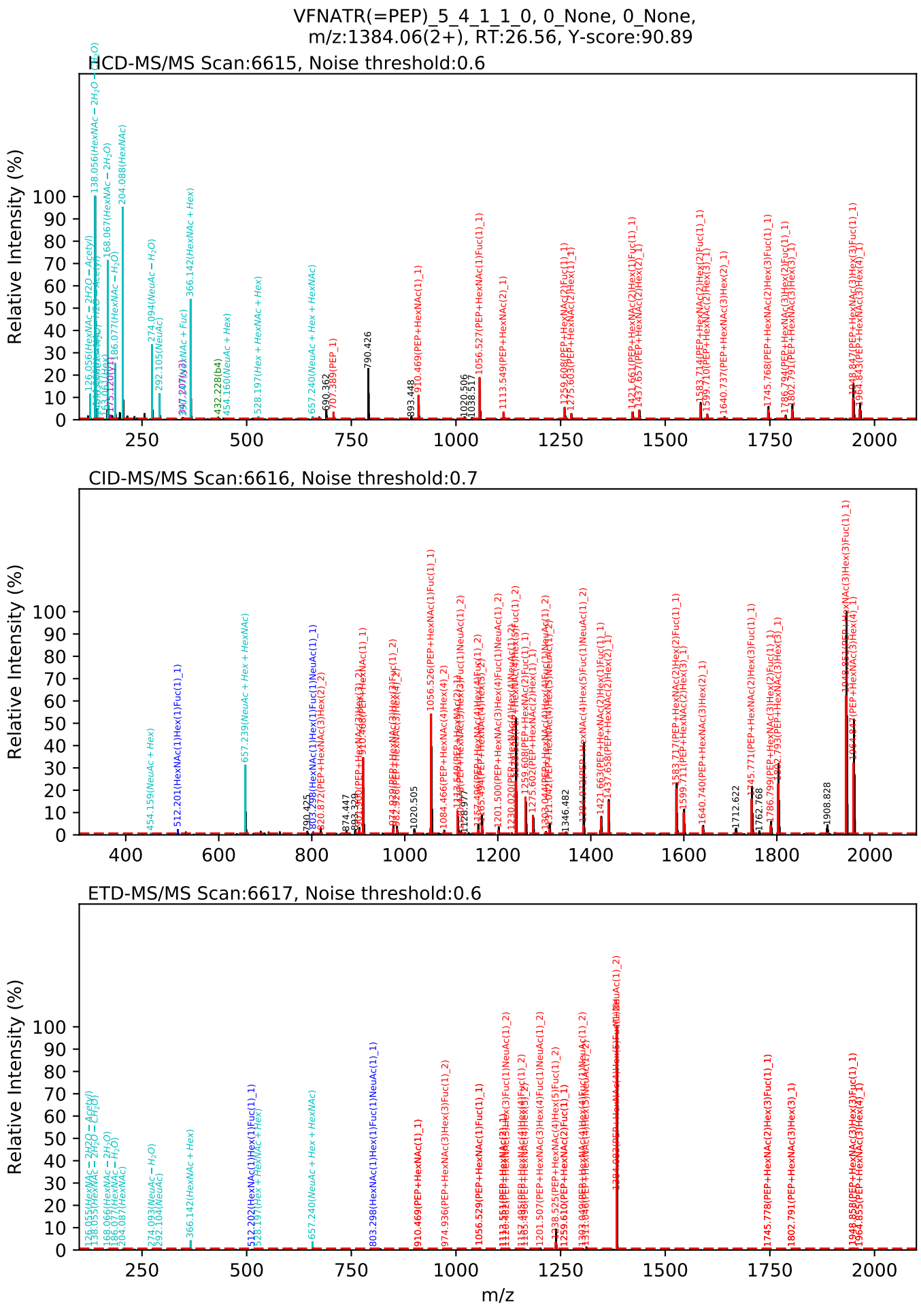
VFNATR(=PEP)_5_4_1_1_0, 0_None, 0_None,
m/z:1384.06(2+), RT:26.56, Y-score:90.89
HCD-MS/MS Scan:6615, Noise threshold:0.6
CID-MS/MS Scan:6616, Noise threshold:0.7
ETD-MS/MS Scan:6617, Noise threshold:0.6
Relative Intensity (%)
m/z

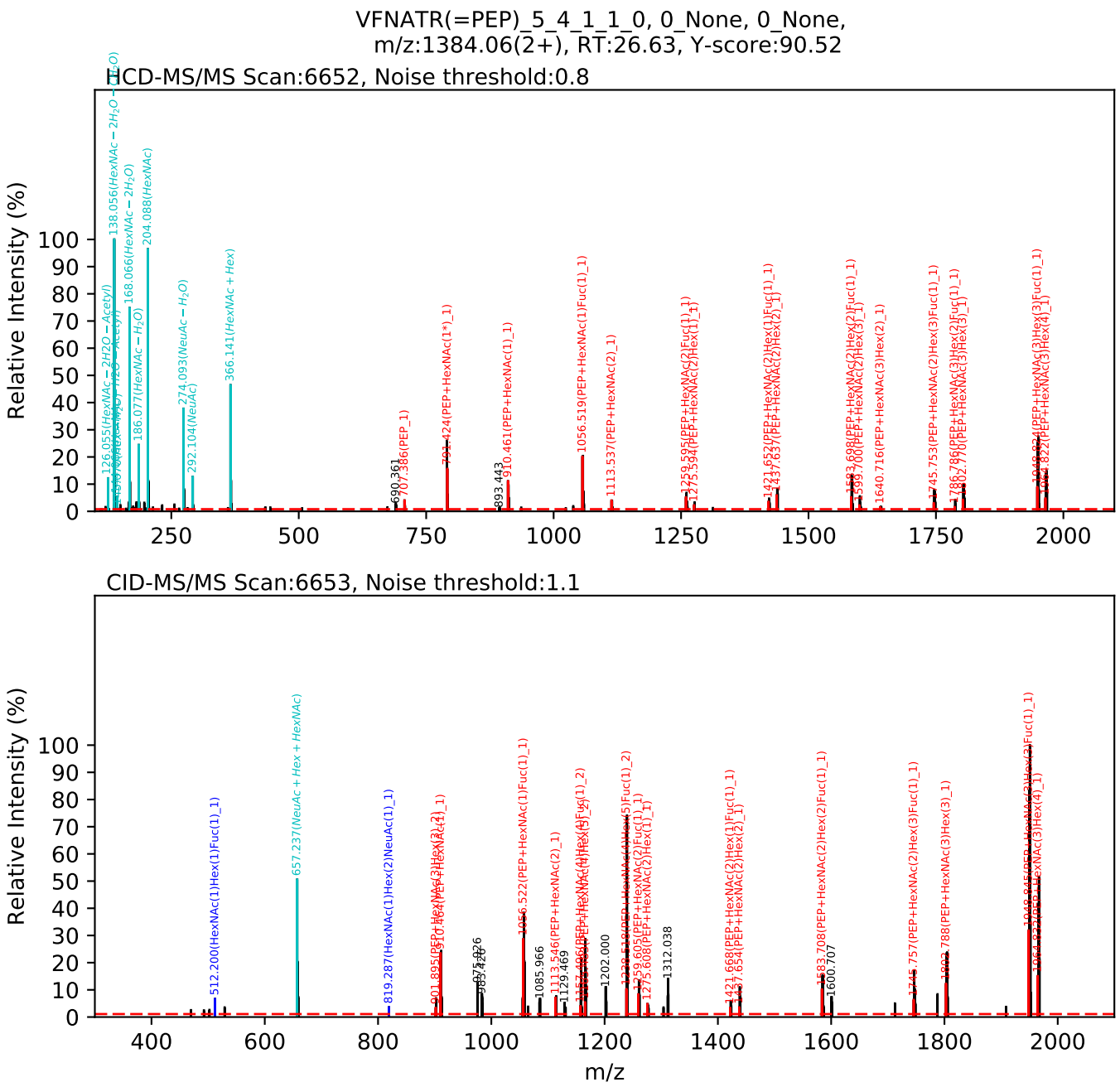
VFNATR(=PEP)_5_4_1_1_0, 0_None, 0_None,
m/z:1384.06(2+), RT:26.63, Y-score:90.52
HCD-MS/MS Scan:6652, Noise threshold:0.8
Relative Intensity (%)
126.055(HexNAc − 2H2O − Acetyl)
138.056(HexNAc − 2H2O − CH2O)
168.066(HexNAc − 2H2O)
186.077(HexNAc − H2O)
204.088(HexNAc)
274.093(NeuAc − H2O)
292.104(NeuAc)
366.141(HexNAc + Hex)
690.361
707.386(PEP_1)
792.424(PEP+HexNAc(1*)_1)
893.443
910.461(PEP+HexNAc(1)_1)
1056.519(PEP+HexNAc(1)Fuc(1)_1)
1113.537(PEP+HexNAc(2)_1)
1640.716(PEP+HexNAc(3)Hex(2)_1)
CID-MS/MS Scan:6653, Noise threshold:1.1
Relative Intensity (%)
512.200(HexNAc(1)Hex(1)Fuc(1)_1)
657.237(NeuAc + Hex + HexNAc)
819.287(HexNAc(1)Hex(2)NeuAc(1)_1)
1056.522(PEP+HexNAc(1)Fuc(1)_1)
1085.966
1113.546(PEP+HexNAc(2)_1)
1129.469
1202.000
1312.038
1600.707
m/z

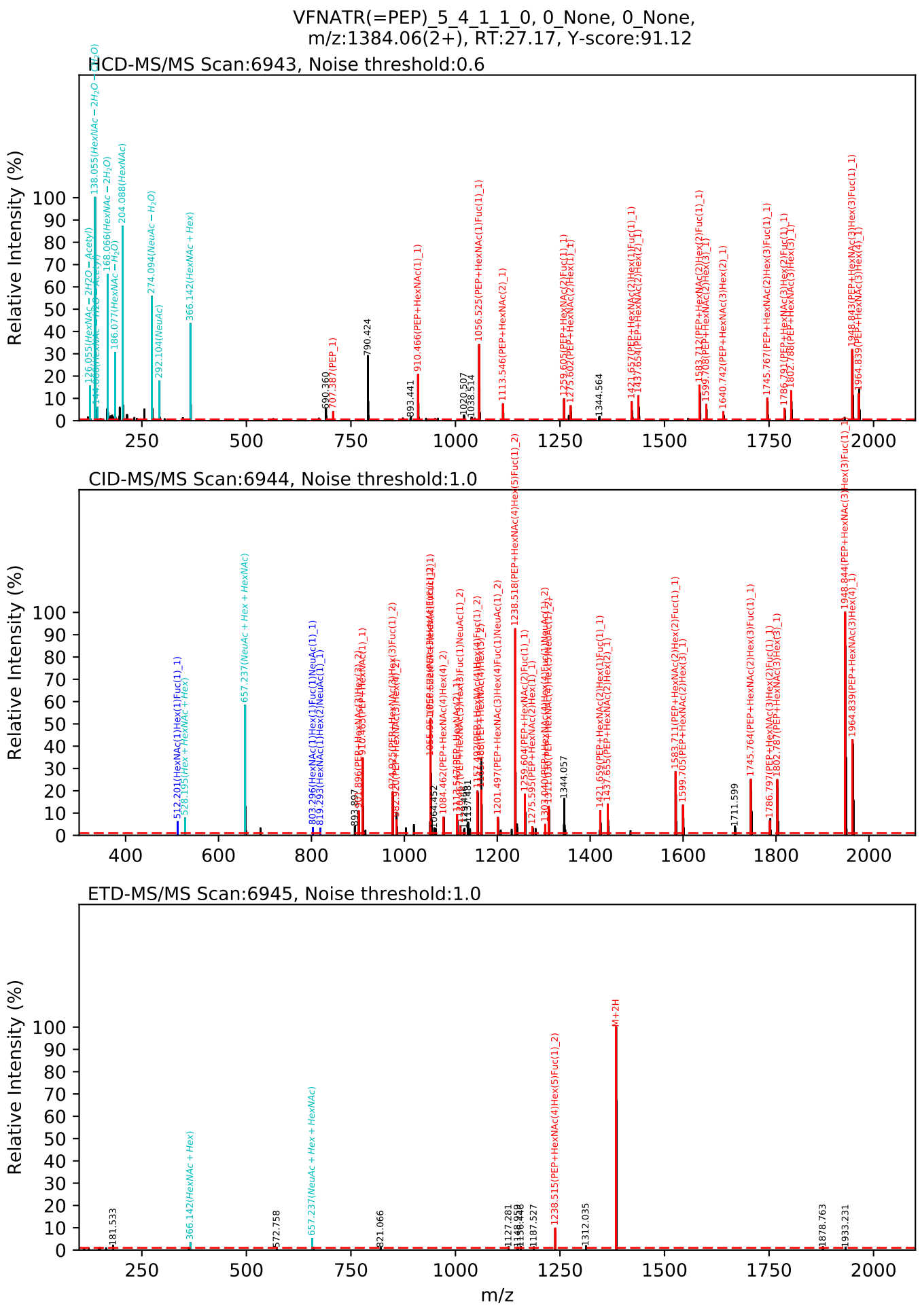
VFNATR(=PEP)_5_4_1_1_0, 0_None, 0_None,
m/z:1384.06(2+), RT:27.17, Y-score:91.12
HCD-MS/MS Scan:6943, Noise threshold:0.6
CID-MS/MS Scan:6944, Noise threshold:1.0
ETD-MS/MS Scan:6945, Noise threshold:1.0
Relative Intensity (%)
m/z

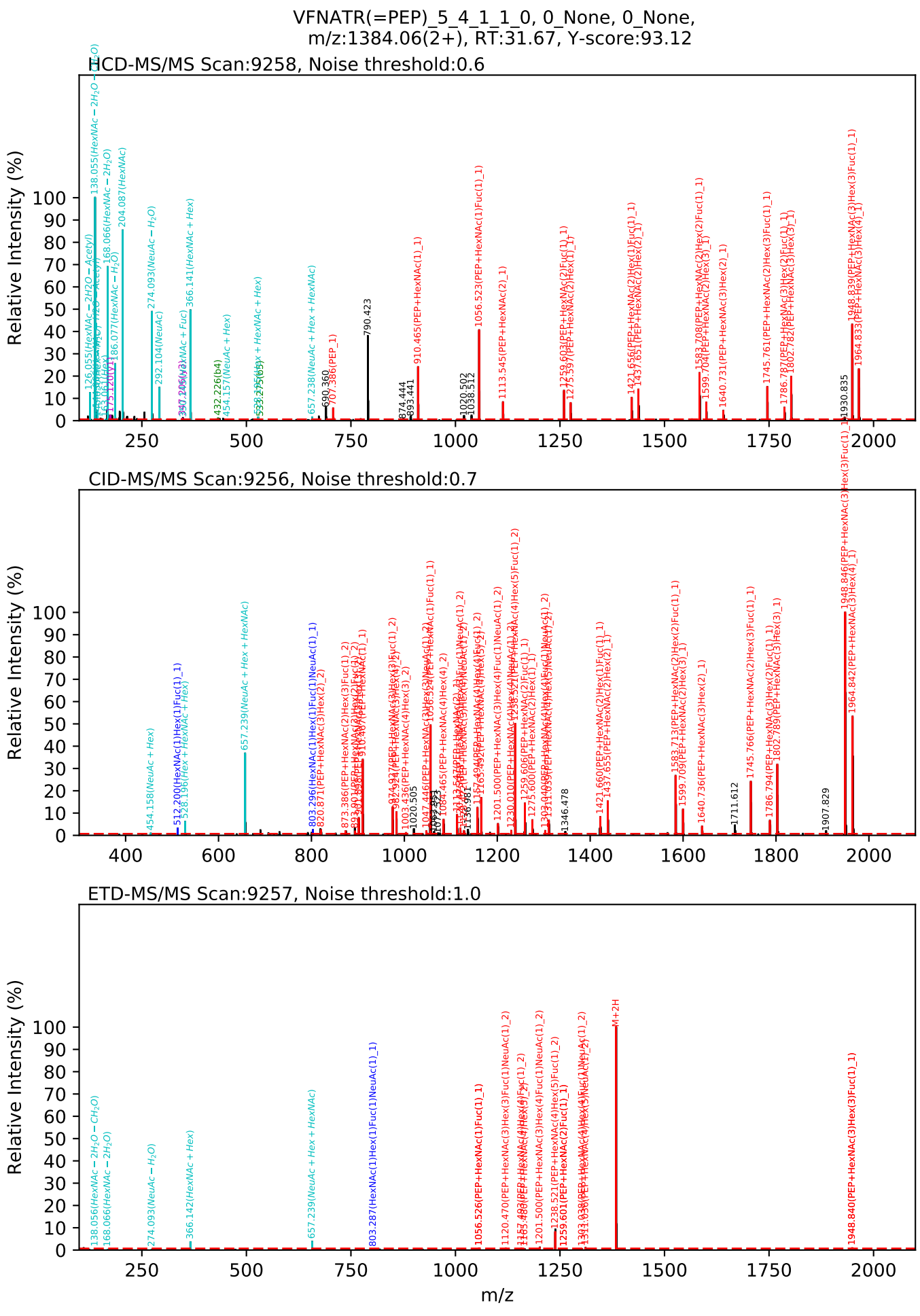
VFNATR(=PEP)_5_4_1_1_0, 0_None, 0_None,
m/z:1384.06(2+), RT:31.67, Y-score:93.12
HCD-MS/MS Scan:9258, Noise threshold:0.6
CID-MS/MS Scan:9256, Noise threshold:0.7
ETD-MS/MS Scan:9257, Noise threshold:1.0
Relative Intensity (%)
m/z

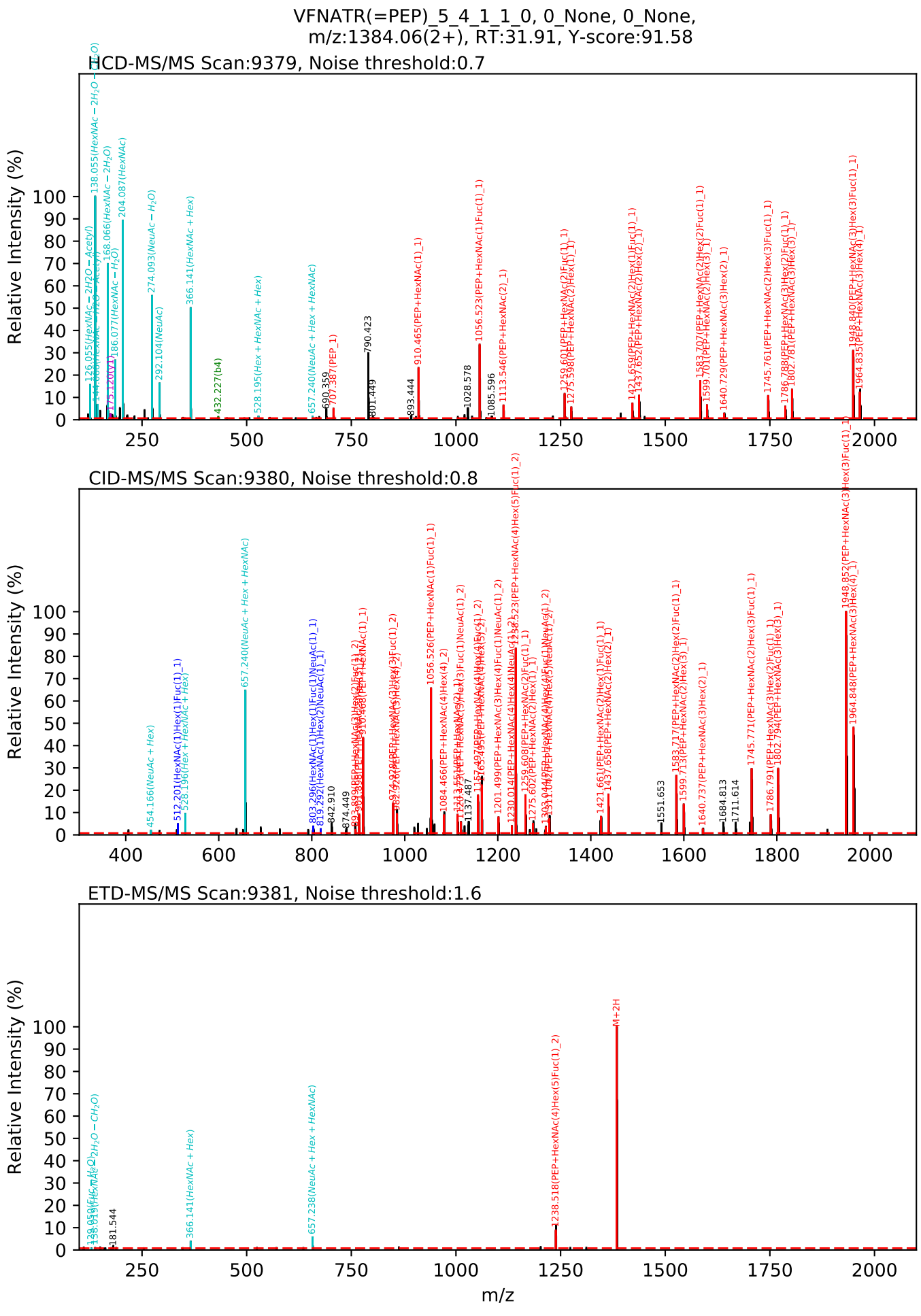
VFNATR(=PEP)_5_4_1_1_0, 0_None, 0_None,
m/z:1384.06(2+), RT:31.91, Y-score:91.58
HCD-MS/MS Scan:9379, Noise threshold:0.7
CID-MS/MS Scan:9380, Noise threshold:0.8
ETD-MS/MS Scan:9381, Noise threshold:1.6
Relative Intensity (%)
m/z

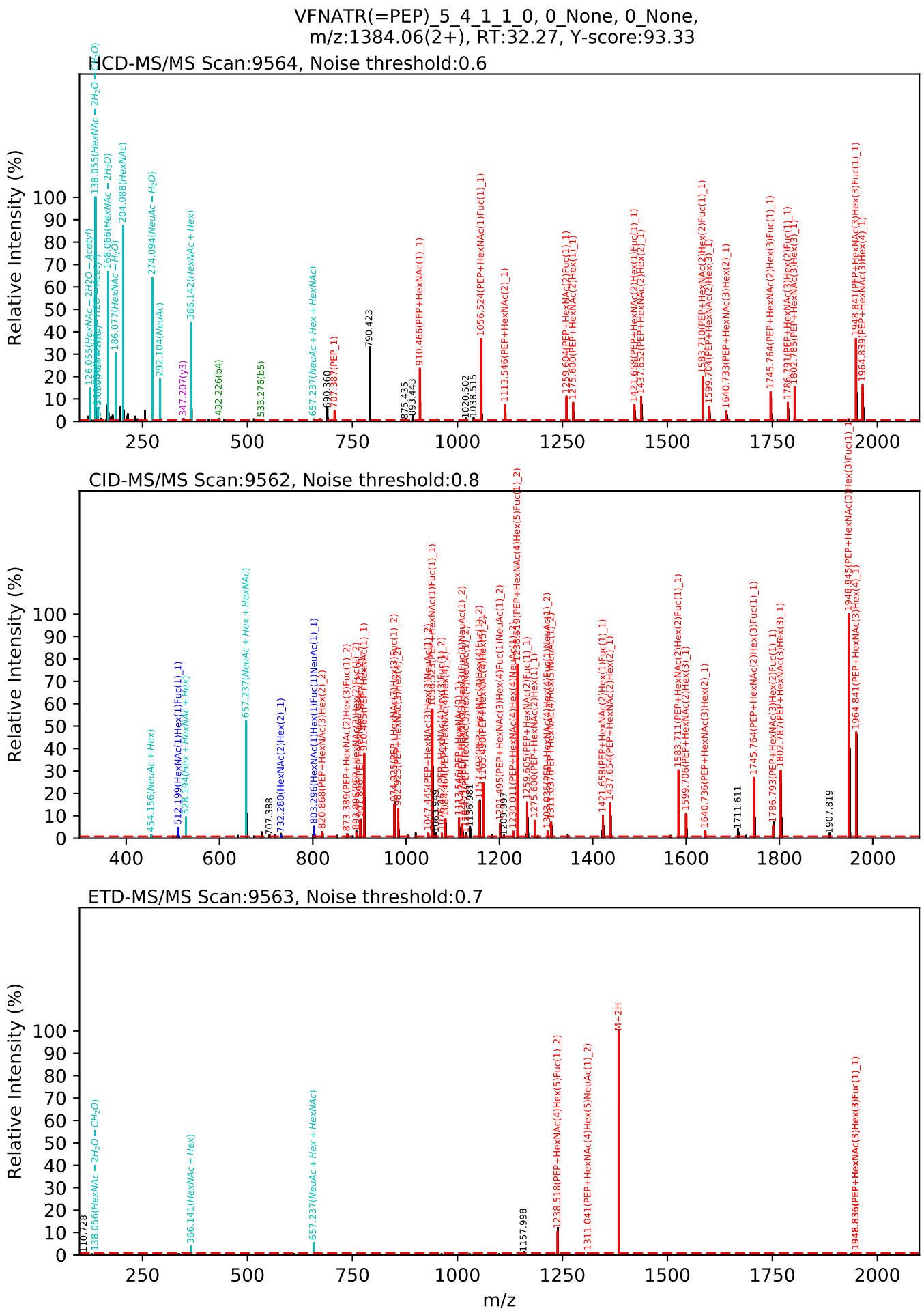
VFNATR(=PEP)_5_4_1_1_0, 0_None, 0_None,
m/z:1384.06(2+), RT:32.27, Y-score:93.33
HCD-MS/MS Scan:9564, Noise threshold:0.6
CID-MS/MS Scan:9562, Noise threshold:0.8
ETD-MS/MS Scan:9563, Noise threshold:0.7
Relative Intensity (%)
m/z

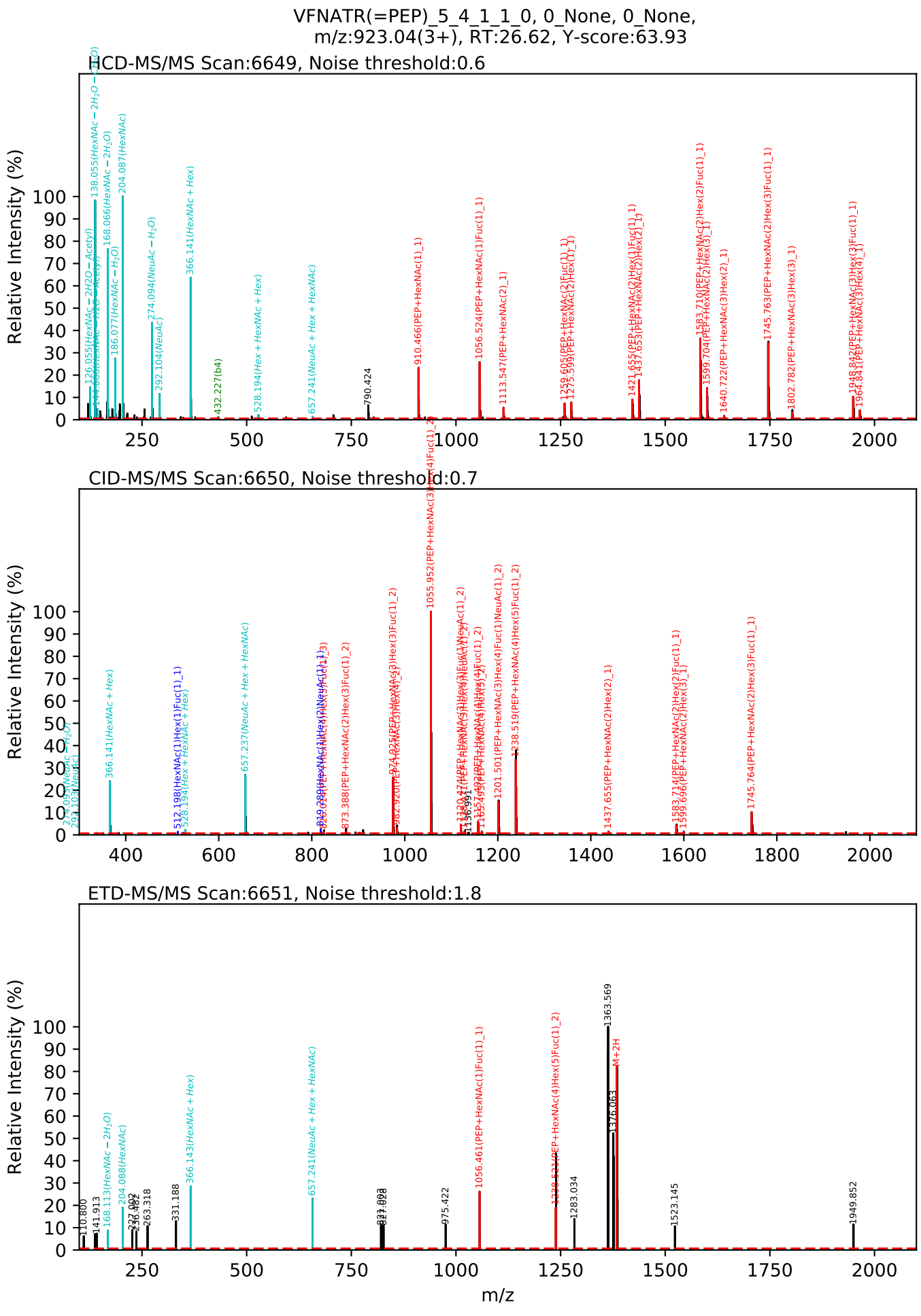
VFNATR(=PEP)_5_4_1_1_0, 0_None, 0_None,
m/z:923.04(3+), RT:26.62, Y-score:63.93
HCD-MS/MS Scan:6649, Noise threshold:0.6
CID-MS/MS Scan:6650, Noise threshold:0.7
ETD-MS/MS Scan:6651, Noise threshold:1.8
Relative Intensity (%)
m/z

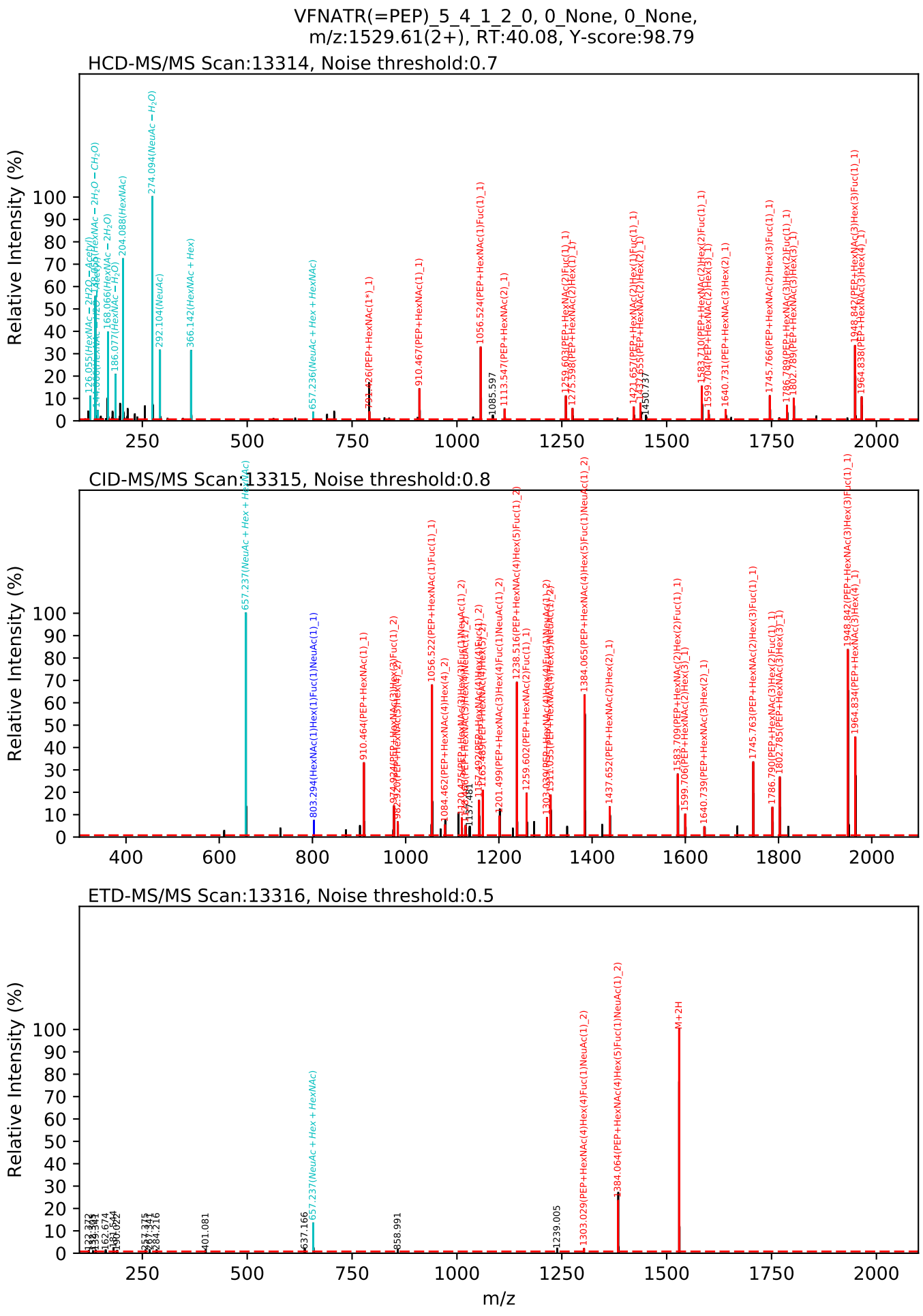
VFNATR(=PEP)_5_4_1_2_0, 0_None, 0_None,
m/z:1529.61(2+), RT:40.08, Y-score:98.79
HCD-MS/MS Scan:13314, Noise threshold:0.7
CID-MS/MS Scan:13315, Noise threshold:0.8
ETD-MS/MS Scan:13316, Noise threshold:0.5
Relative Intensity (%)
m/z

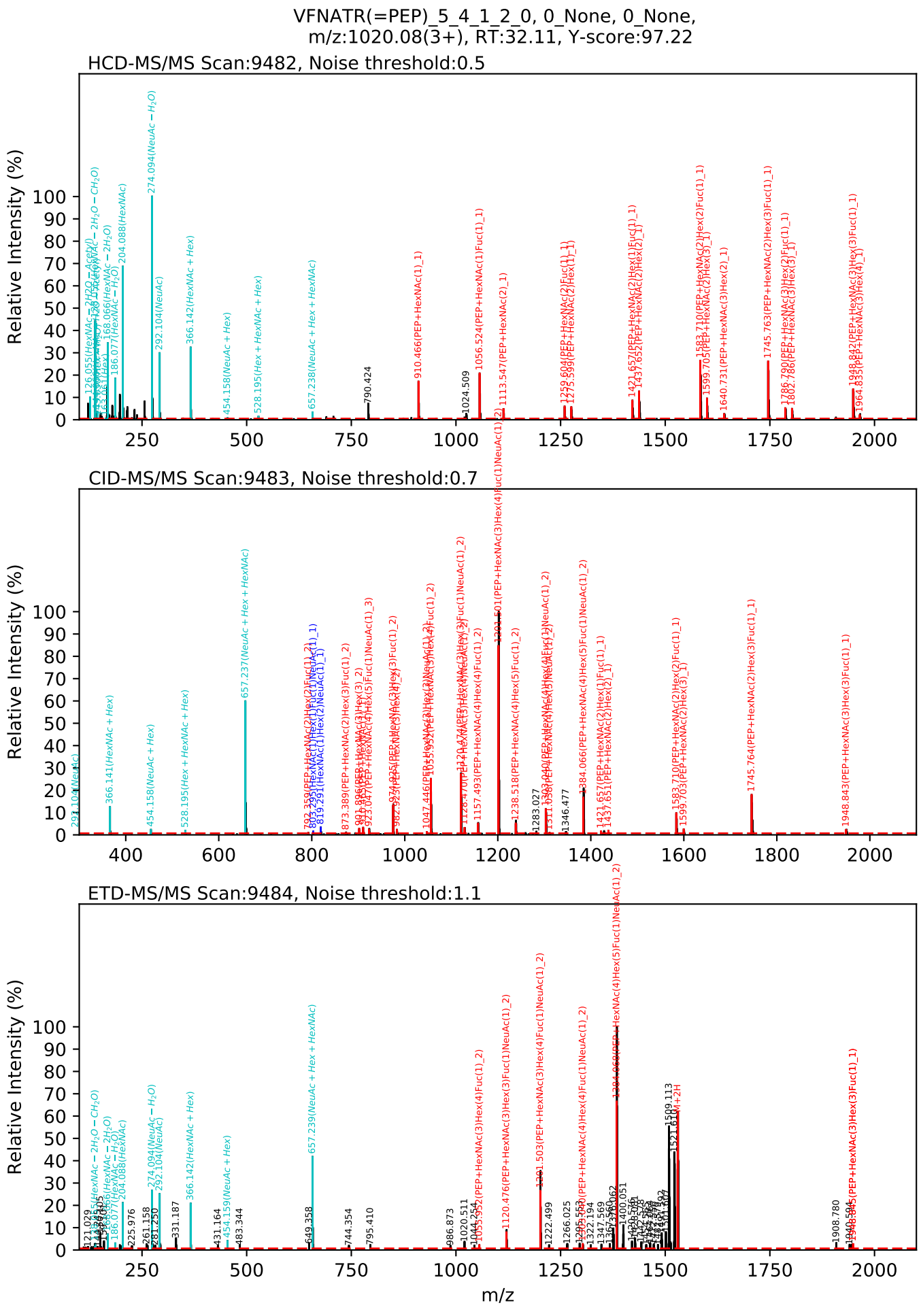
VFNATR(=PEP)_5_4_1_2_0, 0_None, 0_None,
m/z:1020.08(3+), RT:32.11, Y-score:97.22
HCD-MS/MS Scan:9482, Noise threshold:0.5
CID-MS/MS Scan:9483, Noise threshold:0.7
ETD-MS/MS Scan:9484, Noise threshold:1.1
Relative Intensity (%)
m/z

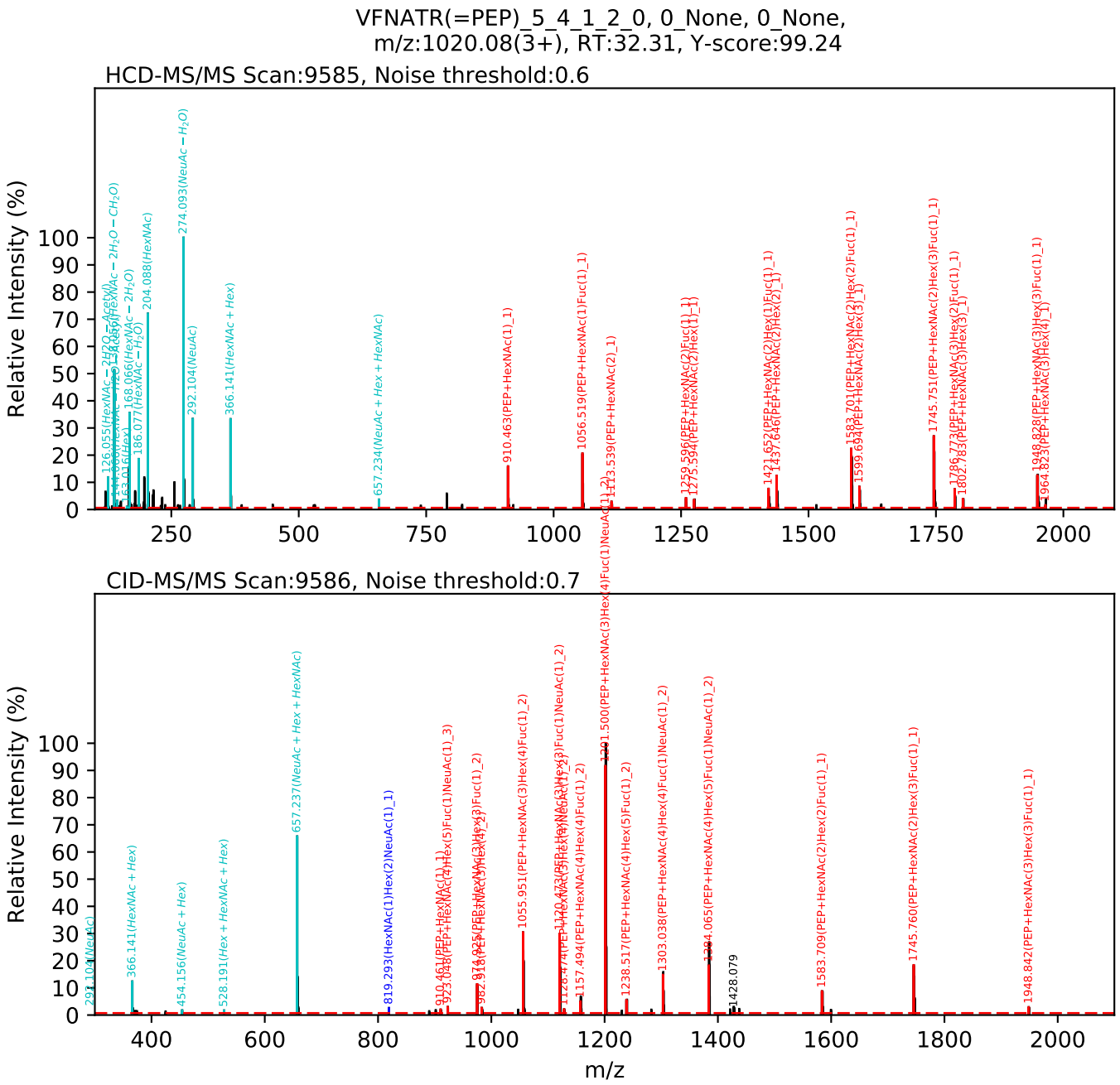
VFNATR(=PEP)_5_4_1_2_0, 0_None, 0_None,
m/z:1020.08(3+), RT:32.31, Y-score:99.24
HCD-MS/MS Scan:9585, Noise threshold:0.6
Relative Intensity (%)
CID-MS/MS Scan:9586, Noise threshold:0.7
Relative Intensity (%)
m/z

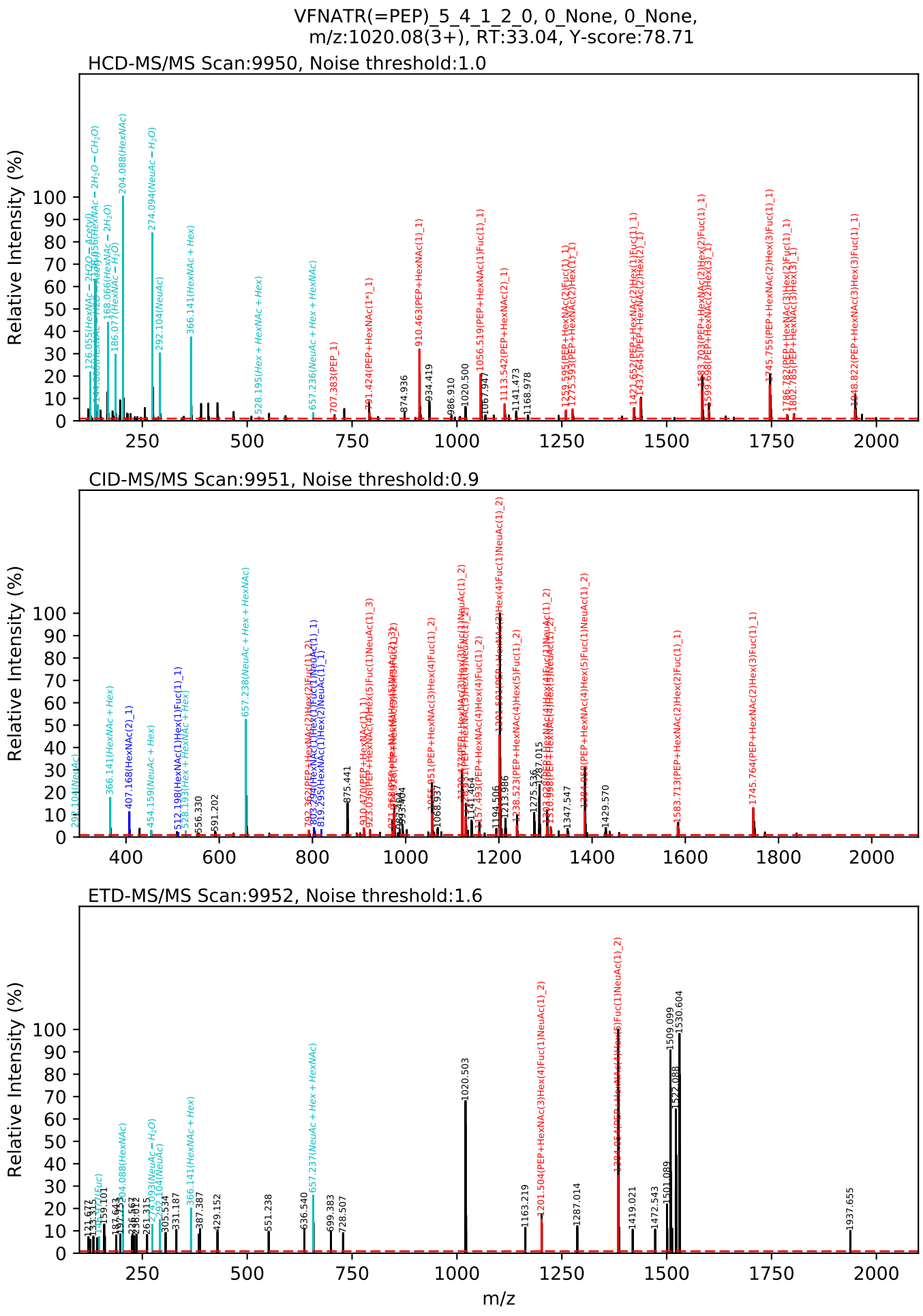
VFNATR(=PEP)_5_4_1_2_0, 0_None, 0_None,
m/z:1020.08(3+), RT:33.04, Y-score:78.71
HCD-MS/MS Scan:9950, Noise threshold:1.0
CID-MS/MS Scan:9951, Noise threshold:0.9
ETD-MS/MS Scan:9952, Noise threshold:1.6
Relative Intensity (%)
m/z

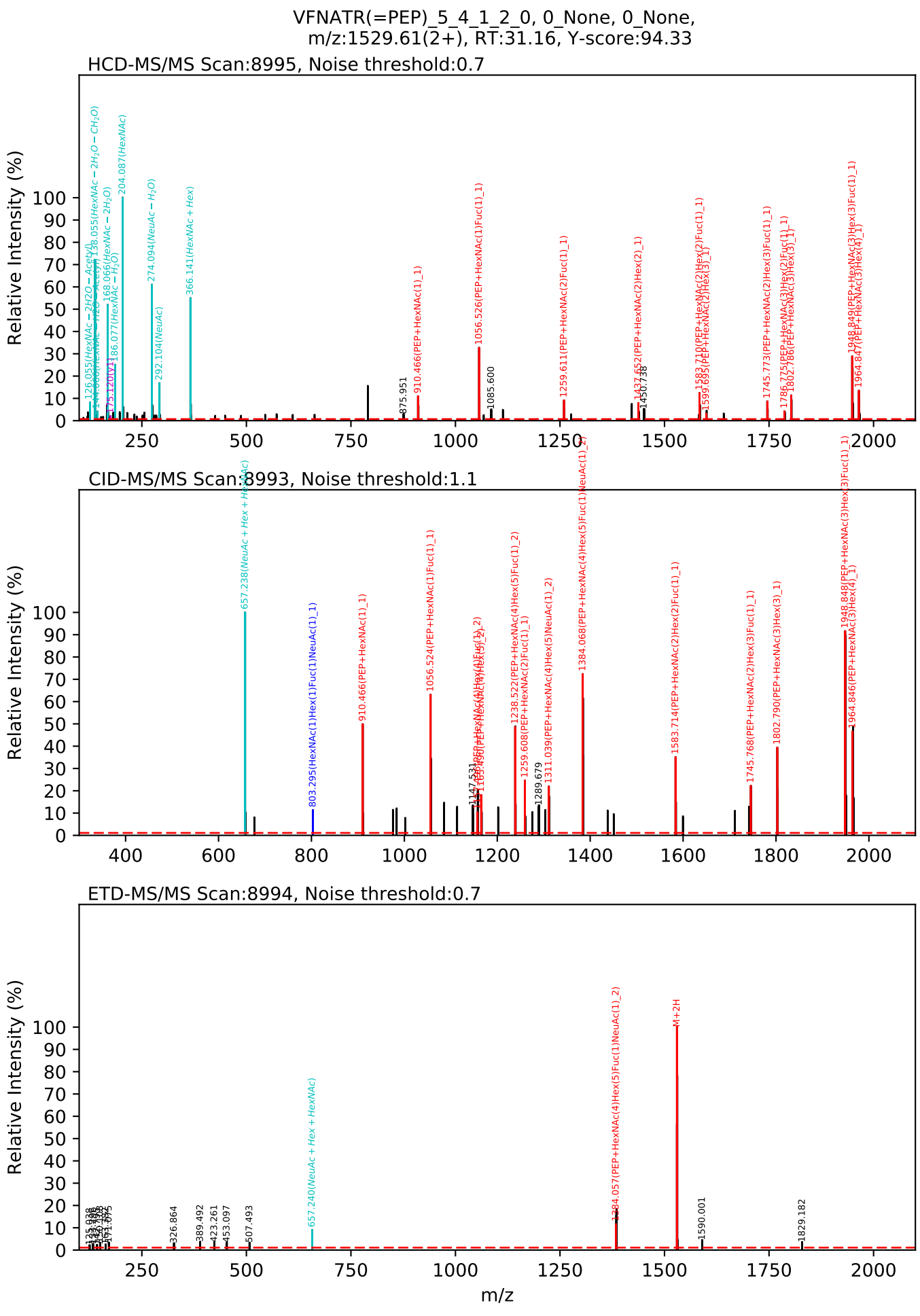
VFNATR(=PEP)_5_4_1_2_0, 0_None, 0_None,
m/z:1529.61(2+), RT:31.16, Y-score:94.33
HCD-MS/MS Scan:8995, Noise threshold:0.7
CID-MS/MS Scan:8993, Noise threshold:1.1
ETD-MS/MS Scan:8994, Noise threshold:0.7
Relative Intensity (%)
m/z
M+2H

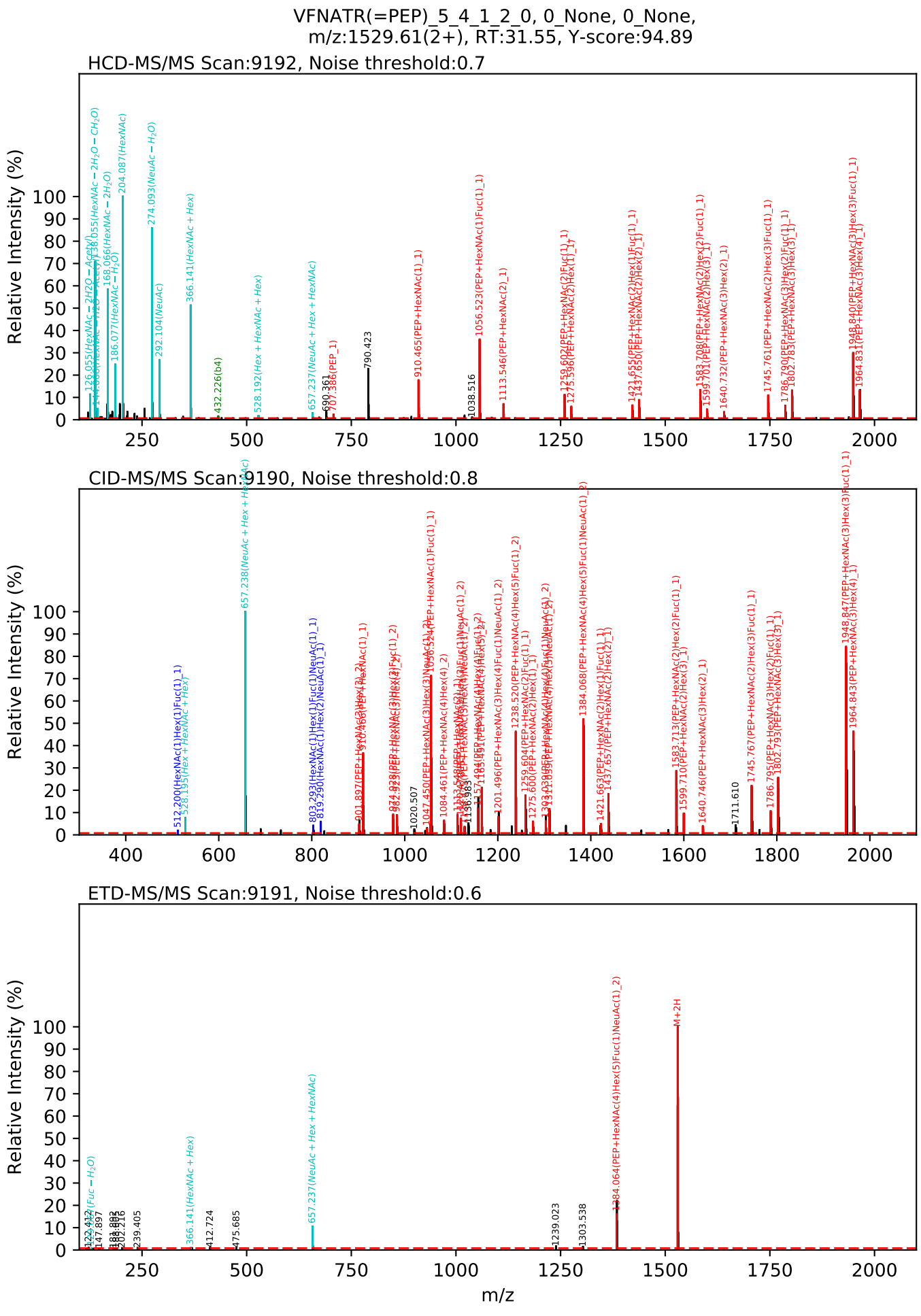
VFNATR(=PEP)_5_4_1_2_0, 0_None, 0_None,
m/z:1529.61(2+), RT:31.55, Y-score:94.89
HCD-MS/MS Scan:9192, Noise threshold:0.7
CID-MS/MS Scan:9190, Noise threshold:0.8
ETD-MS/MS Scan:9191, Noise threshold:0.6
Relative Intensity (%)
m/z

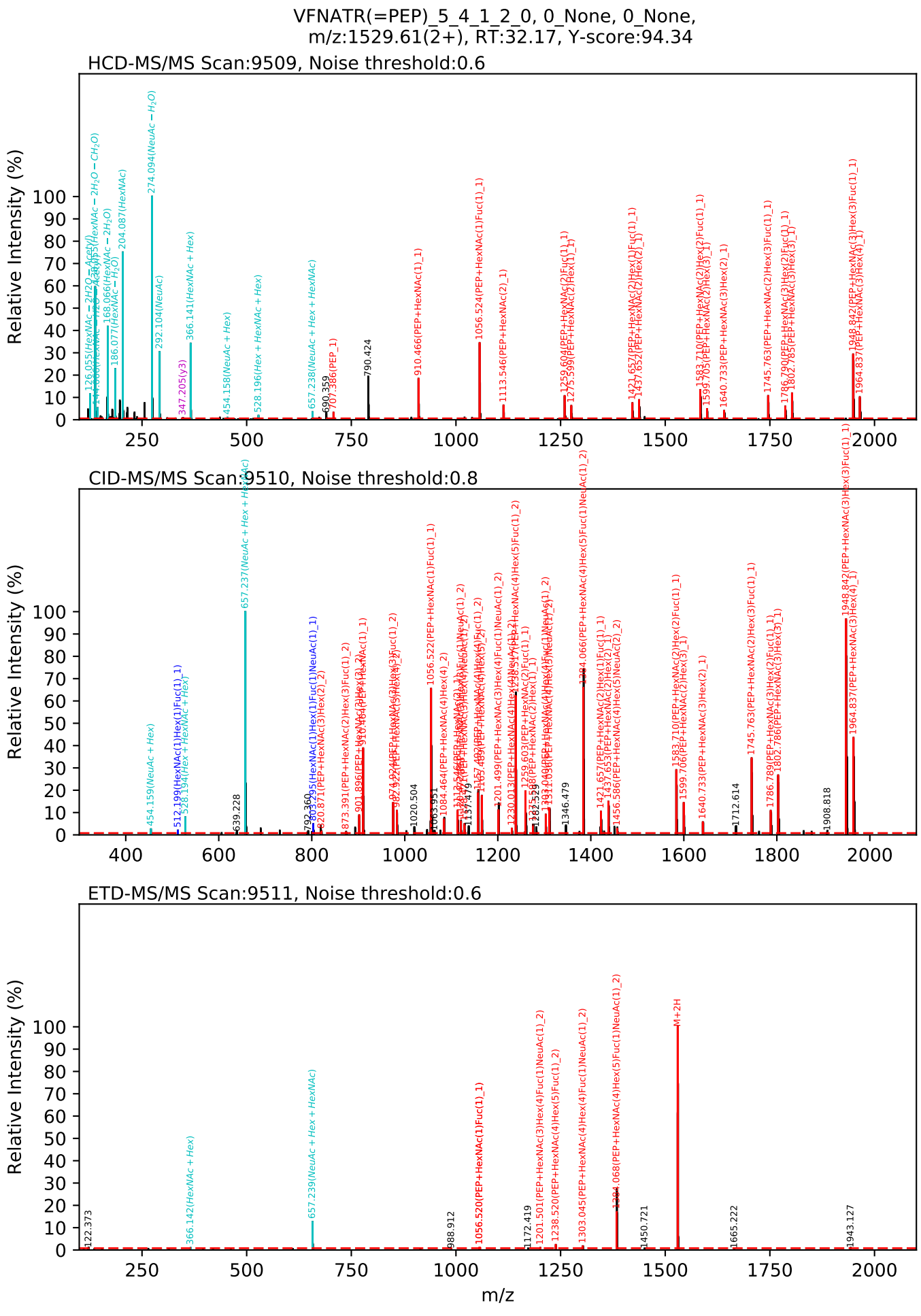
VFNATR(=PEP)_5_4_1_2_0, 0_None, 0_None,
m/z:1529.61(2+), RT:32.17, Y-score:94.34
HCD-MS/MS Scan:9509, Noise threshold:0.6
CID-MS/MS Scan:9510, Noise threshold:0.8
ETD-MS/MS Scan:9511, Noise threshold:0.6
Relative Intensity (%)
m/z

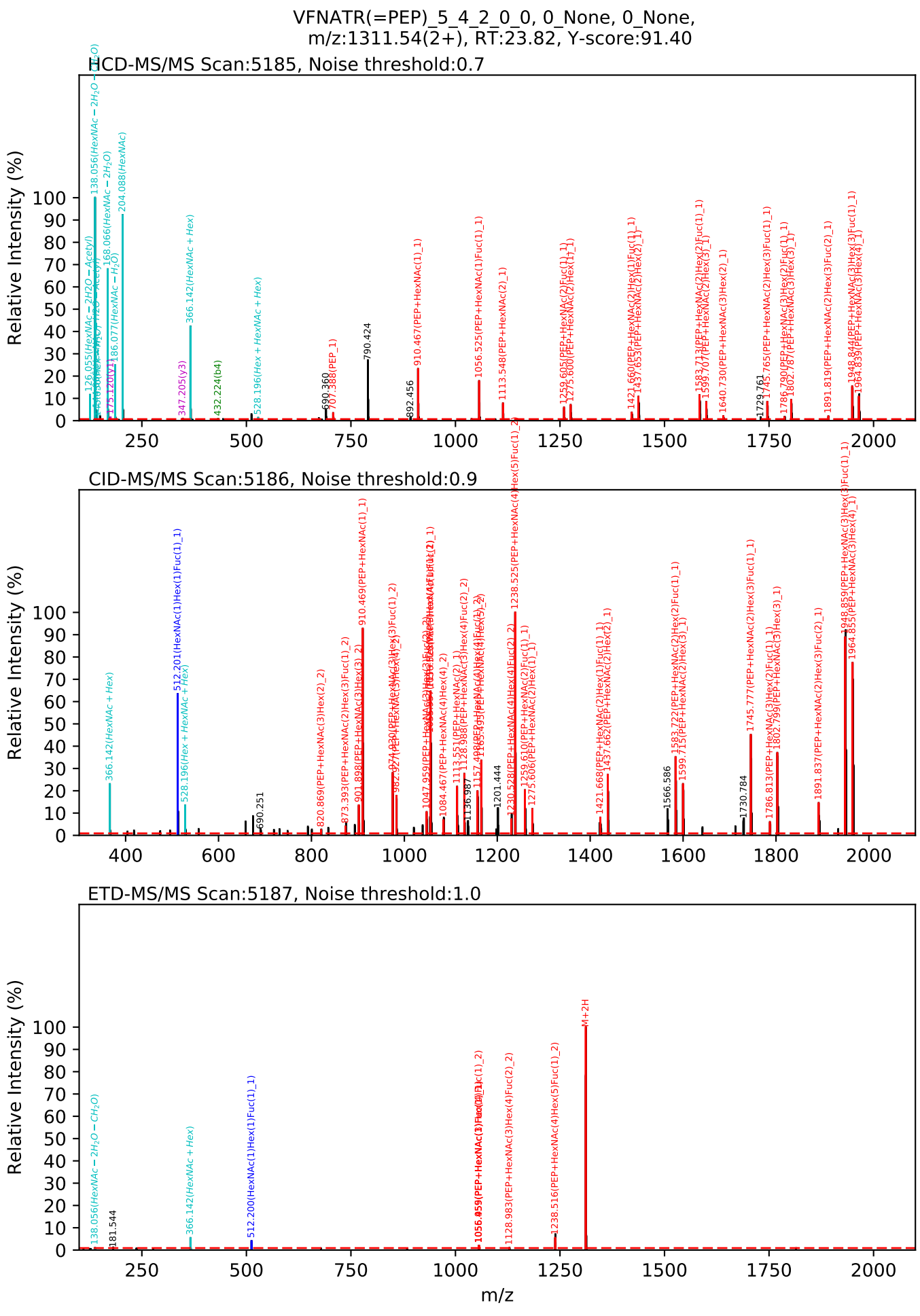
VFNATR(=PEP)_5_4_2_0_0, 0_None, 0_None,
m/z:1311.54(2+), RT:23.82, Y-score:91.40
HCD-MS/MS Scan:5185, Noise threshold:0.7
CID-MS/MS Scan:5186, Noise threshold:0.9
ETD-MS/MS Scan:5187, Noise threshold:1.0
Relative Intensity (%)
m/z

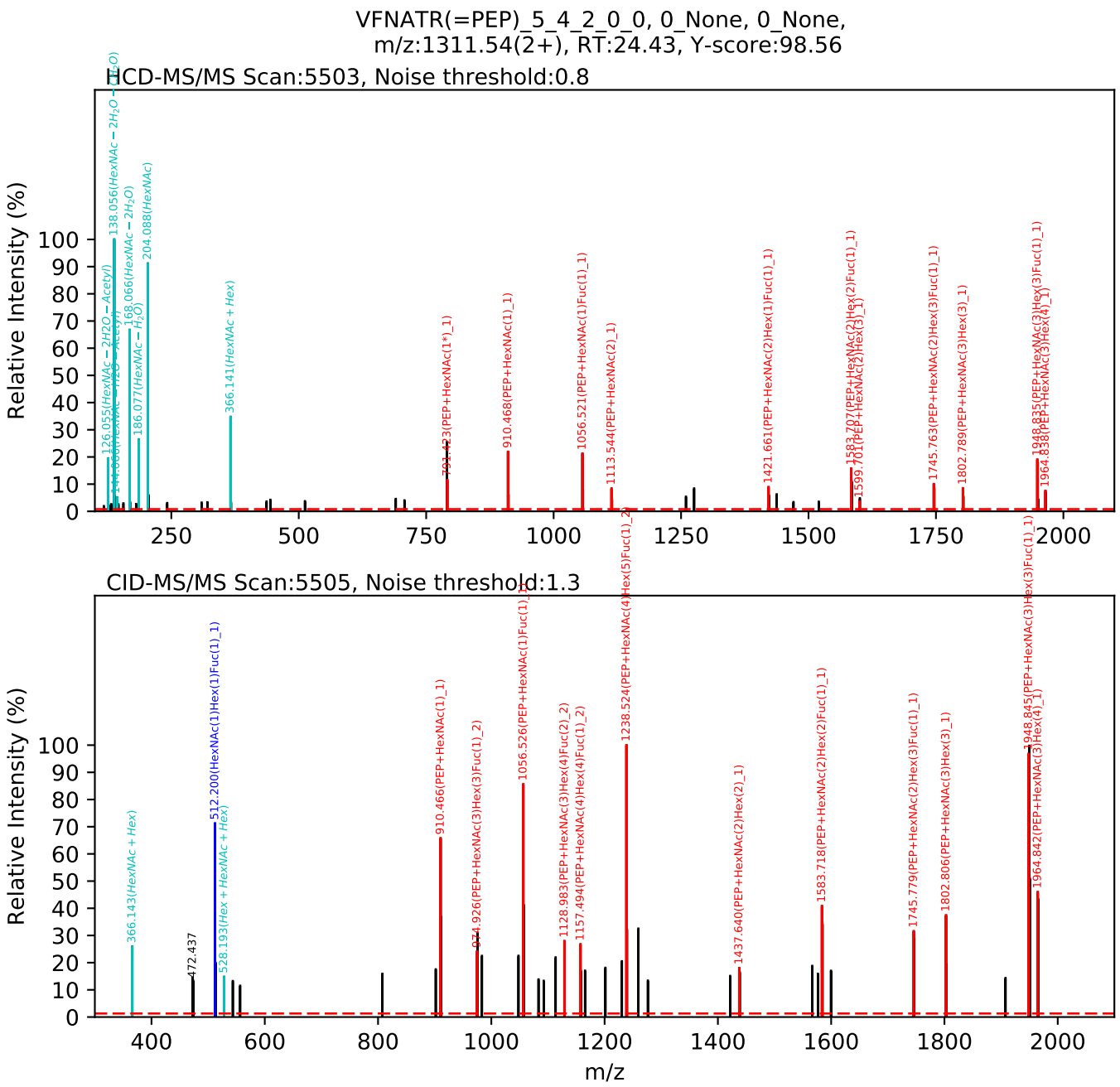
VFNATR(=PEP)_5_4_2_0_0, 0_None, 0_None,
m/z:1311.54(2+), RT:24.43, Y-score:98.56
HCD-MS/MS Scan:5503, Noise threshold:0.8
Relative Intensity (%)
366.141(HexNAc + Hex)
910.468(PEP+HexNAc(1)_1)
1056.521(PEP+HexNAc(1)Fuc(1)_1)
1113.544(PEP+HexNAc(2)_1)
1421.661(PEP+HexNAc(2)Hex(1)Fuc(1)_1)
1745.763(PEP+HexNAc(2)Hex(3)Fuc(1)_1)
1802.789(PEP+HexNAc(3)Hex(3)_1)
1964.838(PEP+HexNAc(3)Hex(4)_1)
CID-MS/MS Scan:5505, Noise threshold:1.3
Relative Intensity (%)
366.143(HexNAc + Hex)
472.437
512.200(HexNAc(1)Hex(1)Fuc(1)_1)
910.466(PEP+HexNAc(1)_1)
1056.526(PEP+HexNAc(1)Fuc(1)_1)
1128.983(PEP+HexNAc(3)Hex(4)Fuc(2)_2)
1157.494(PEP+HexNAc(4)Hex(4)Fuc(1)_2)
1238.524(PEP+HexNAc(4)Hex(5)Fuc(1)_2)
1437.640(PEP+HexNAc(2)Hex(2)_1)
1583.718(PEP+HexNAc(2)Hex(2)Fuc(1)_1)
1745.779(PEP+HexNAc(2)Hex(3)Fuc(1)_1)
1802.806(PEP+HexNAc(3)Hex(3)_1)
1964.842(PEP+HexNAc(3)Hex(4)_1)
m/z

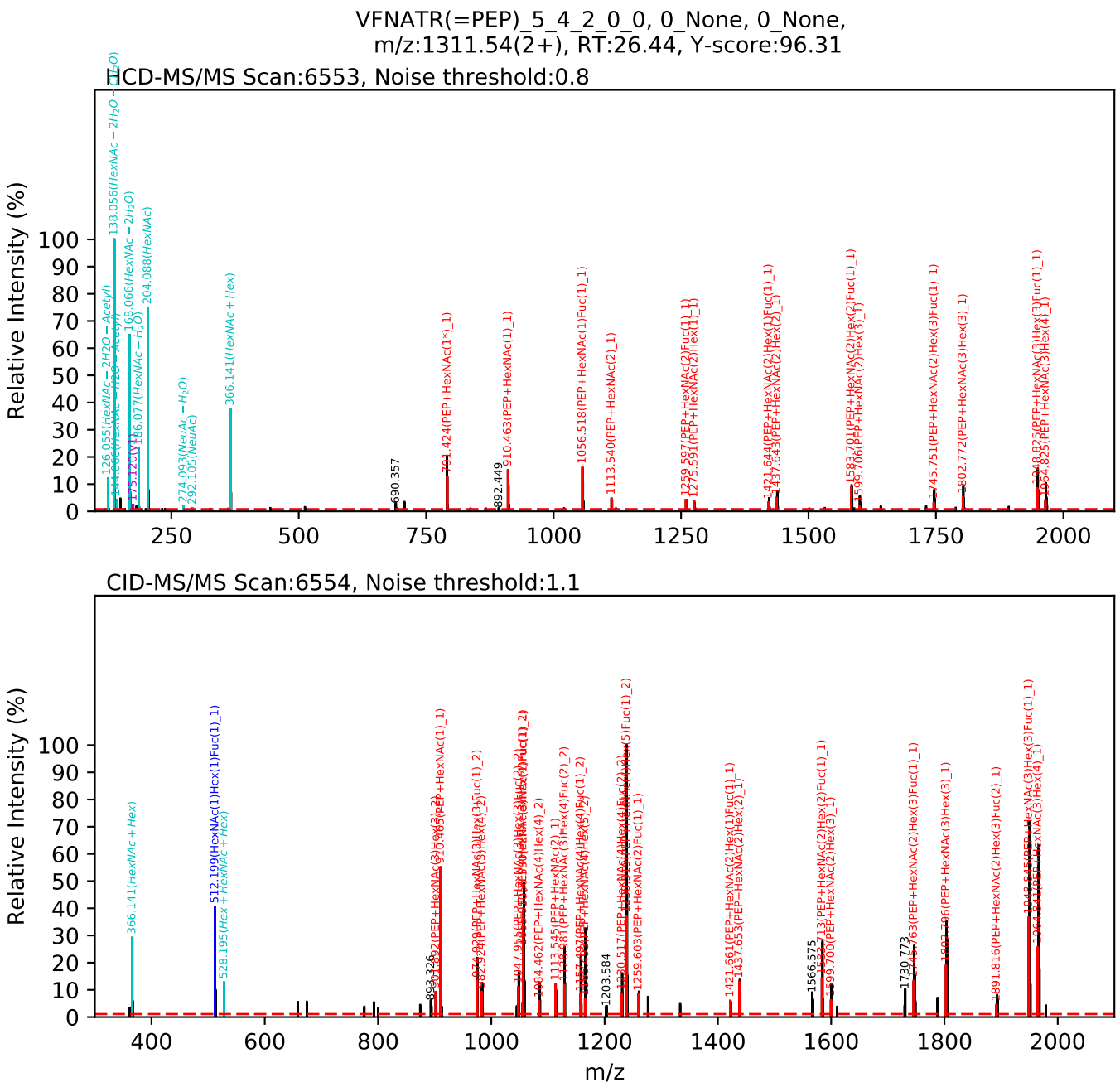
VFNATR(=PEP)_5_4_2_0_0, 0_None, 0_None,
m/z:1311.54(2+), RT:26.44, Y-score:96.31
HCD-MS/MS Scan:6553, Noise threshold:0.8
Relative Intensity (%)
CID-MS/MS Scan:6554, Noise threshold:1.1
Relative Intensity (%)
m/z

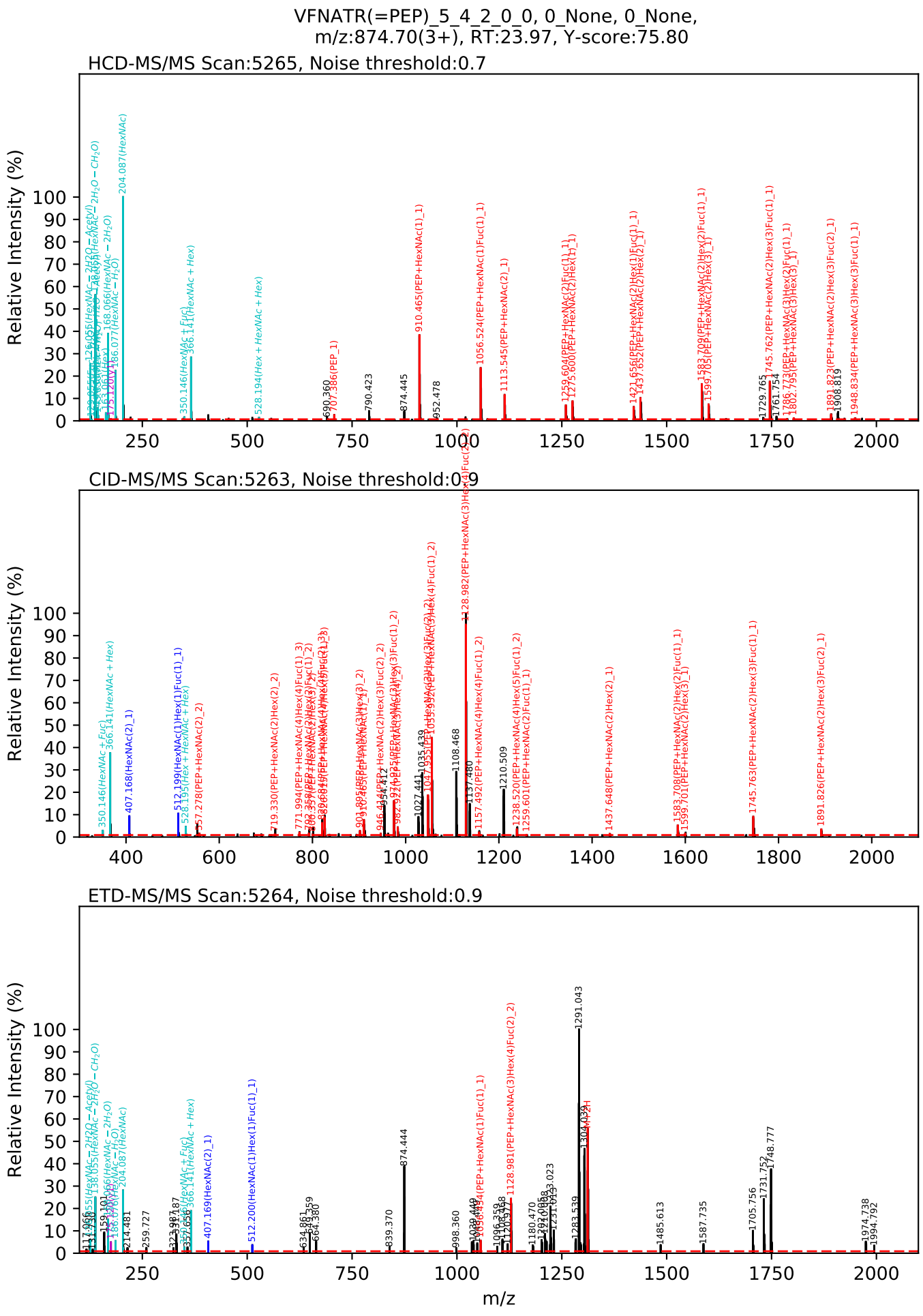
VFNATR(=PEP)_5_4_2_0_0, 0_None, 0_None,
m/z:874.70(3+), RT:23.97, Y-score:75.80
HCD-MS/MS Scan:5265, Noise threshold:0.7
CID-MS/MS Scan:5263, Noise threshold:0.9
ETD-MS/MS Scan:5264, Noise threshold:0.9
Relative Intensity (%)
m/z

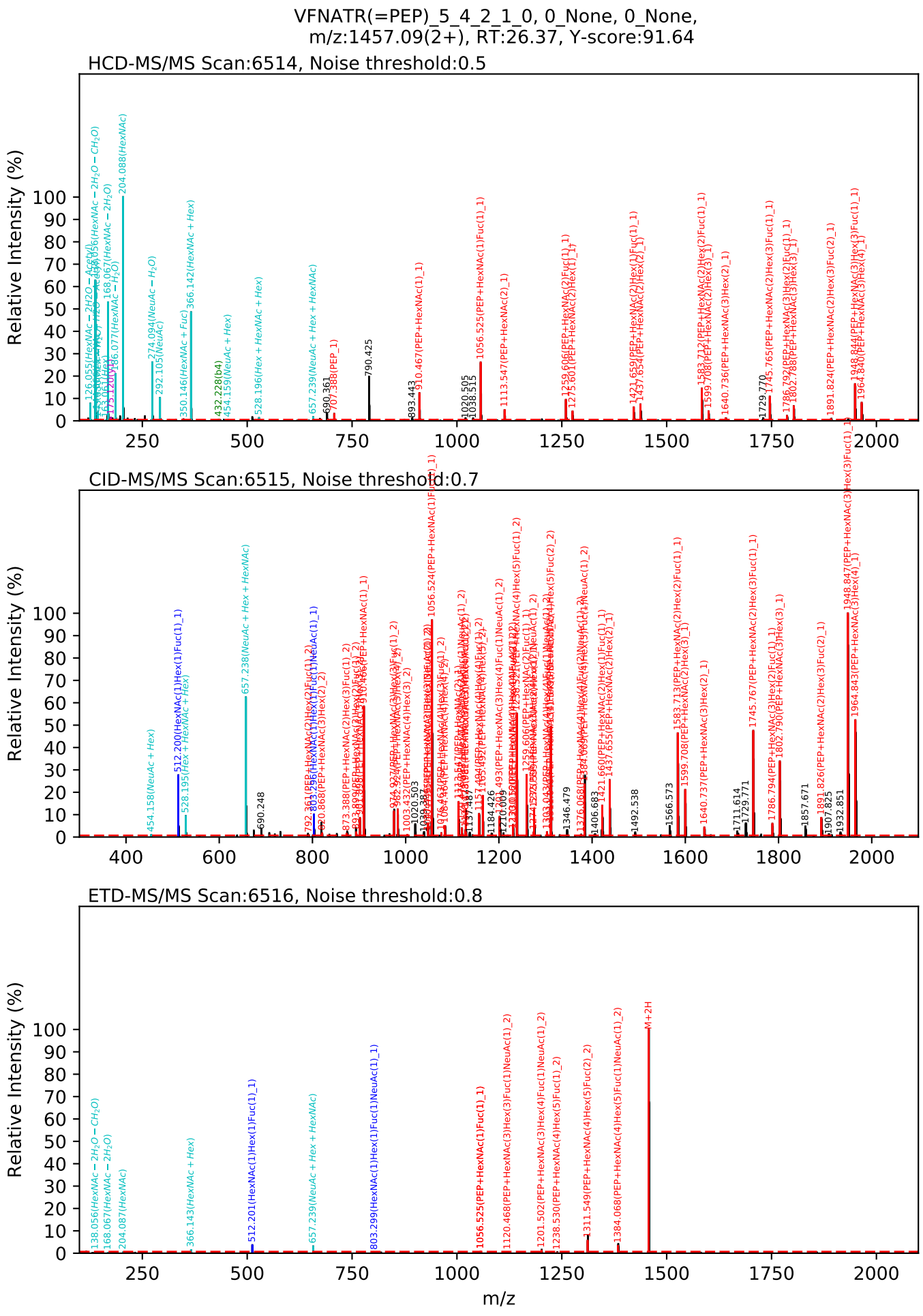
VFNATR(=PEP)_5_4_2_1_0, 0_None, 0_None,
m/z:1457.09(2+), RT:26.37, Y-score:91.64
HCD-MS/MS Scan:6514, Noise threshold:0.5
CID-MS/MS Scan:6515, Noise threshold:0.7
ETD-MS/MS Scan:6516, Noise threshold:0.8
Relative Intensity (%)
m/z

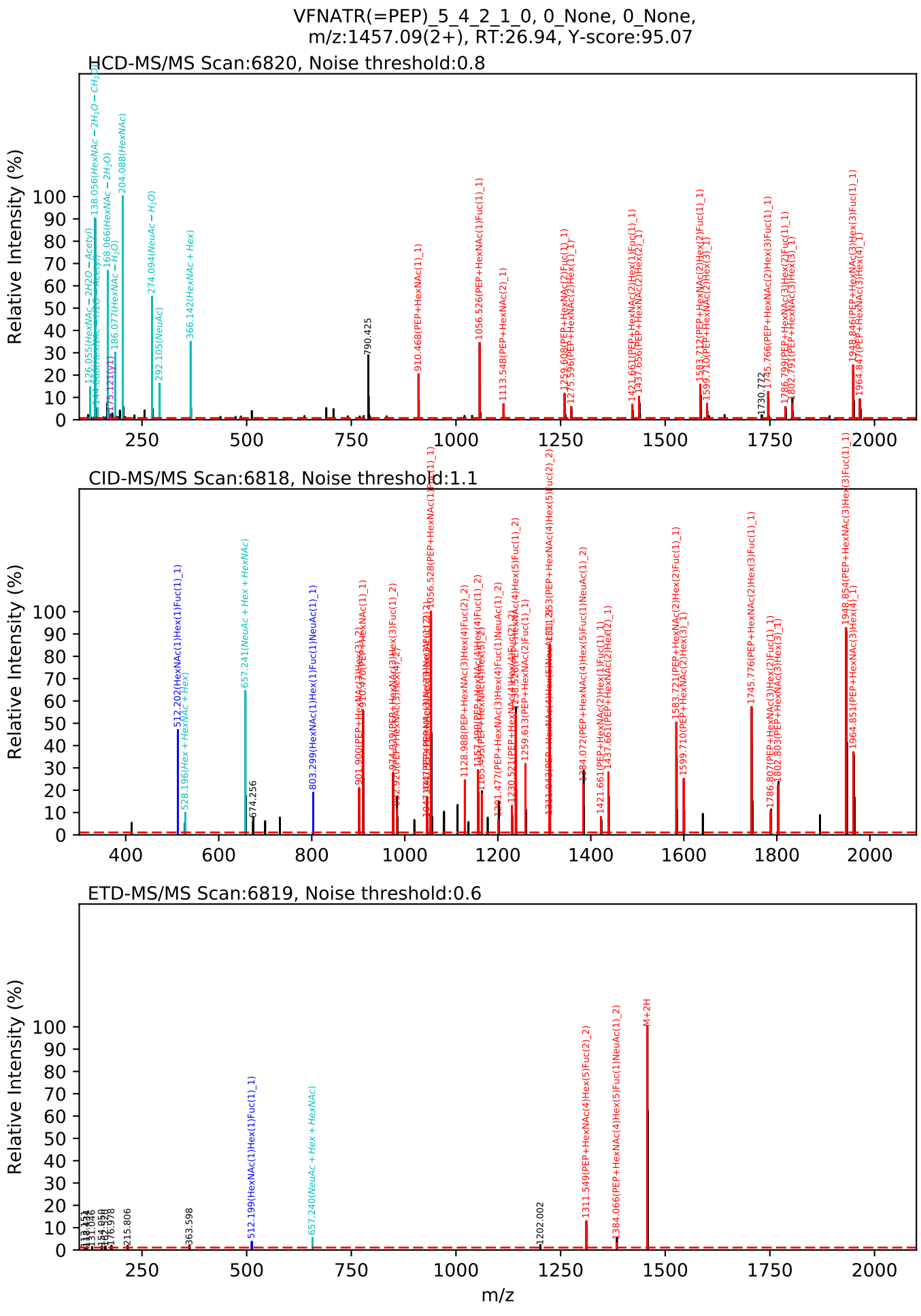
VFNATR(=PEP)_5_4_2_1_0, 0_None, 0_None,
m/z:1457.09(2+), RT:26.94, Y-score:95.07
HCD-MS/MS Scan:6820, Noise threshold:0.8
CID-MS/MS Scan:6818, Noise threshold:1.1
ETD-MS/MS Scan:6819, Noise threshold:0.6
Relative Intensity (%)
m/z

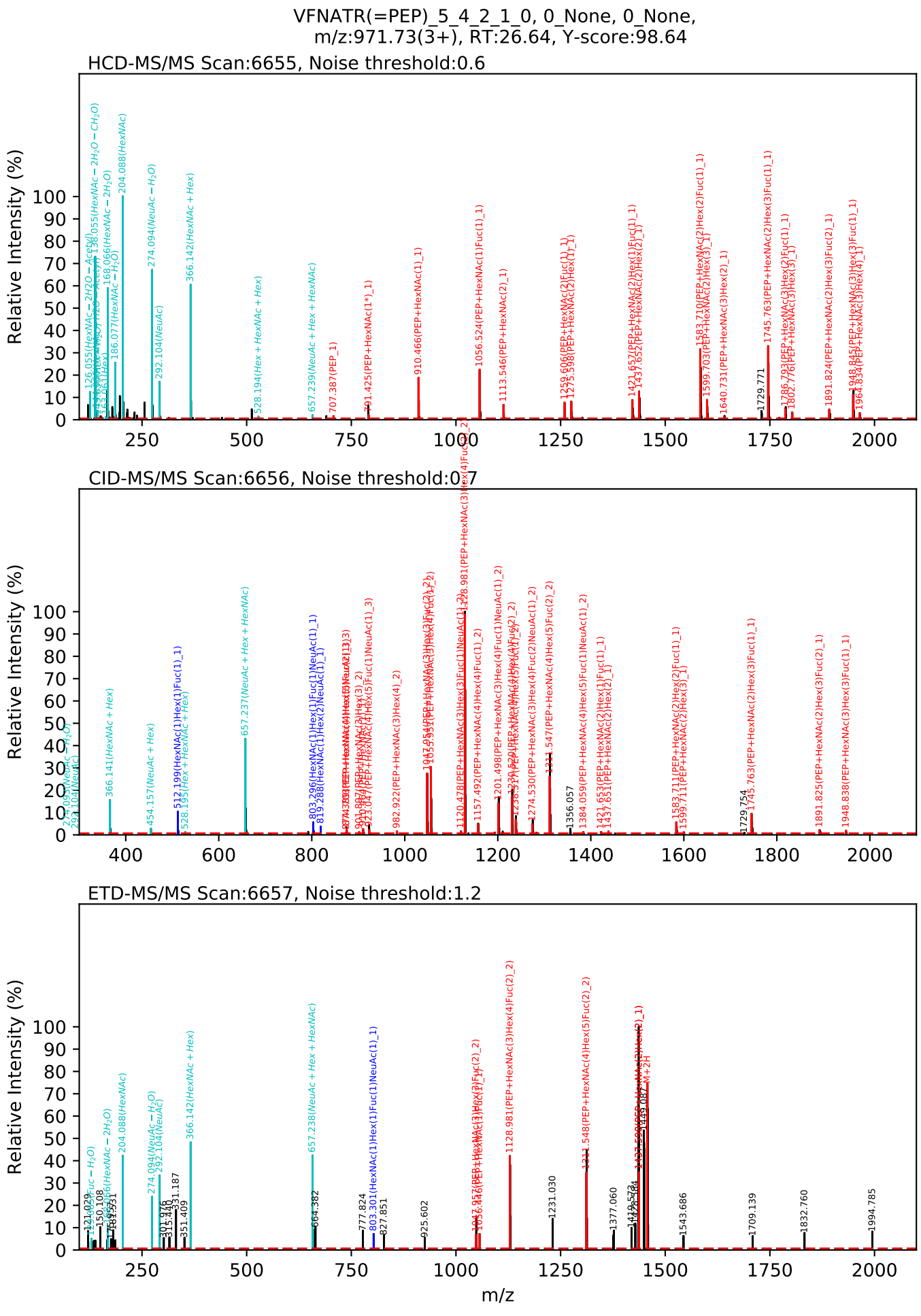
VFNATR(=PEP)_5_4_2_1_0, 0_None, 0_None,
m/z:971.73(3+), RT:26.64, Y-score:98.64
HCD-MS/MS Scan:6655, Noise threshold:0.6
CID-MS/MS Scan:6656, Noise threshold:0.7
ETD-MS/MS Scan:6657, Noise threshold:1.2
Relative Intensity (%)
m/z

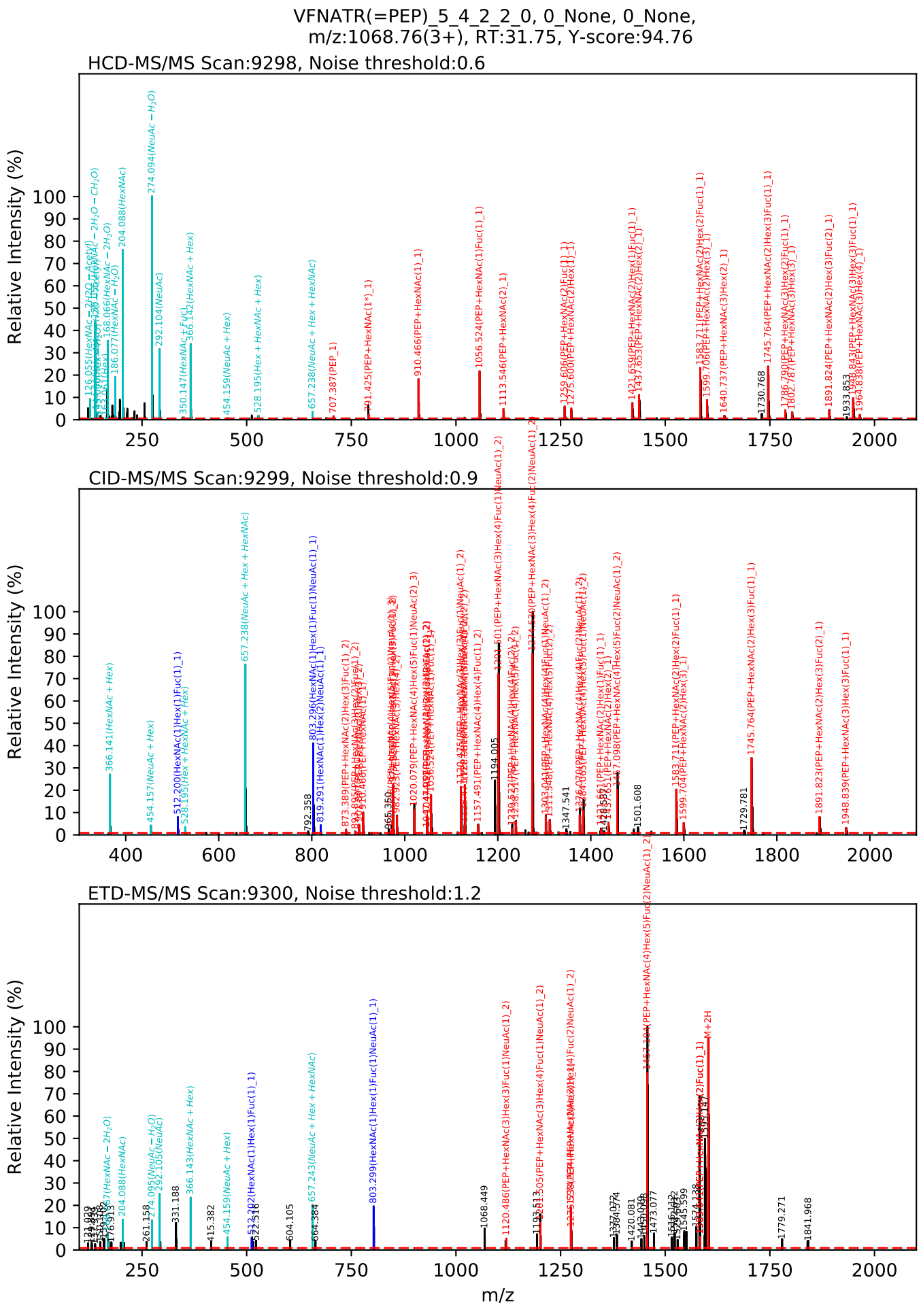
VFNATR(=PEP)_5_4_2_2_0, 0_None, 0_None,
m/z:1068.76(3+), RT:31.75, Y-score:94.76
HCD-MS/MS Scan:9298, Noise threshold:0.6
CID-MS/MS Scan:9299, Noise threshold:0.9
ETD-MS/MS Scan:9300, Noise threshold:1.2
Relative Intensity (%)
m/z

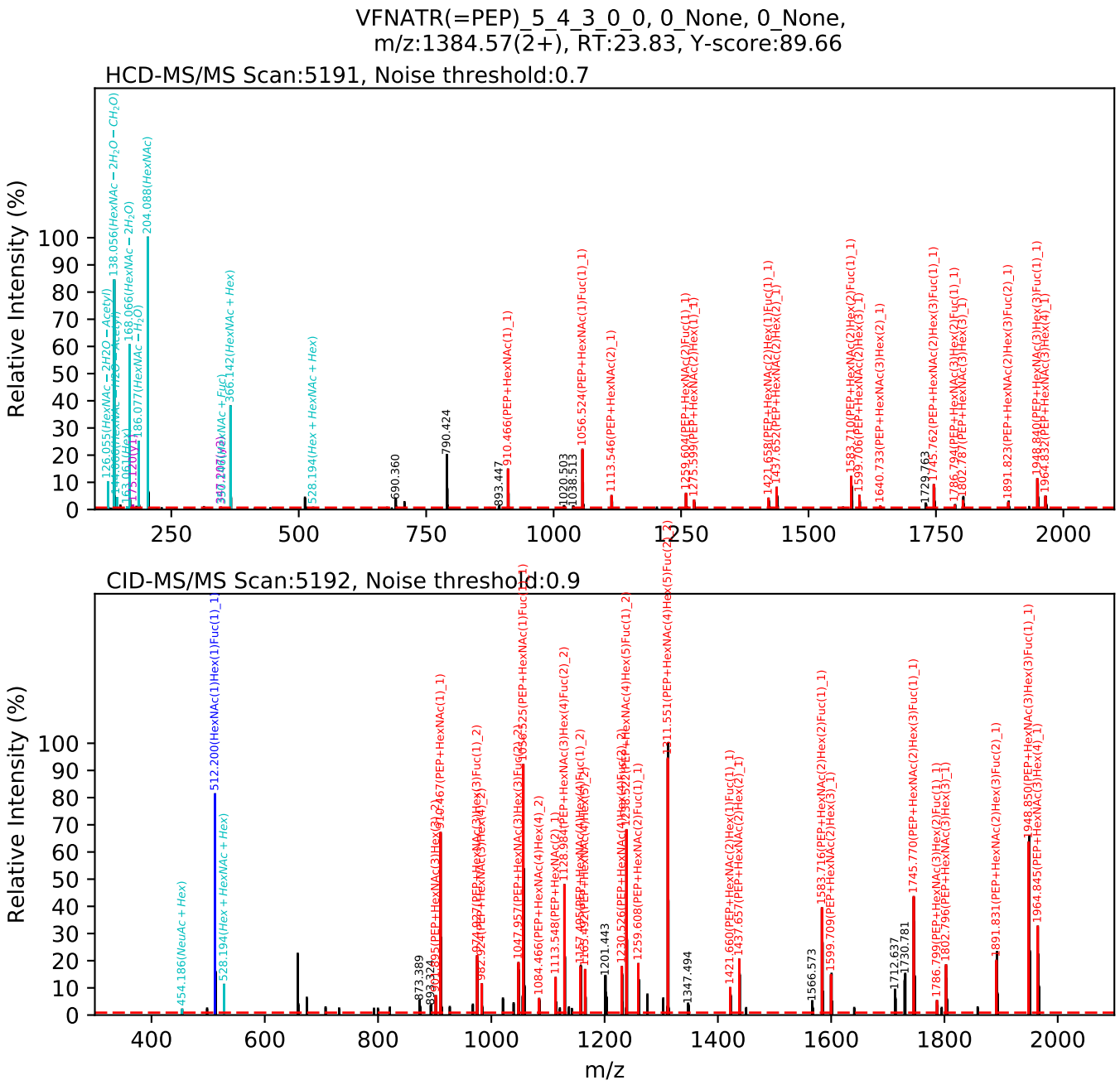
VFNATR(=PEP)_5_4_3_0_0, 0_None, 0_None,
m/z:1384.57(2+), RT:23.83, Y-score:89.66
HCD-MS/MS Scan:5191, Noise threshold:0.7
Relative Intensity (%)
CID-MS/MS Scan:5192, Noise threshold:0.9
Relative Intensity (%)
m/z

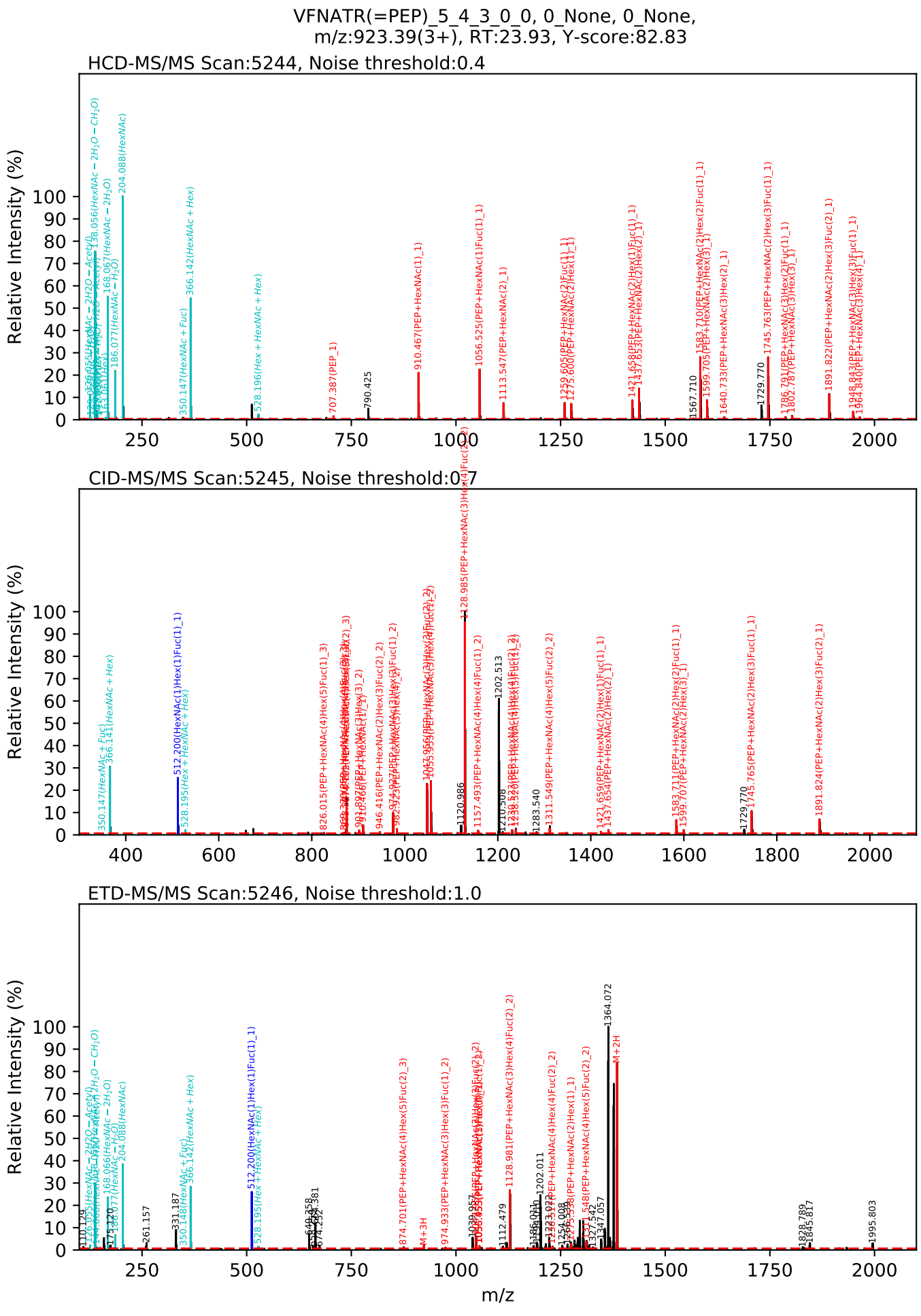
VFNATR(=PEP)_5_4_3_0_0, 0_None, 0_None,
m/z:923.39(3+), RT:23.93, Y-score:82.83
HCD-MS/MS Scan:5244, Noise threshold:0.4
CID-MS/MS Scan:5245, Noise threshold:0.7
ETD-MS/MS Scan:5246, Noise threshold:1.0
Relative Intensity (%)
m/z

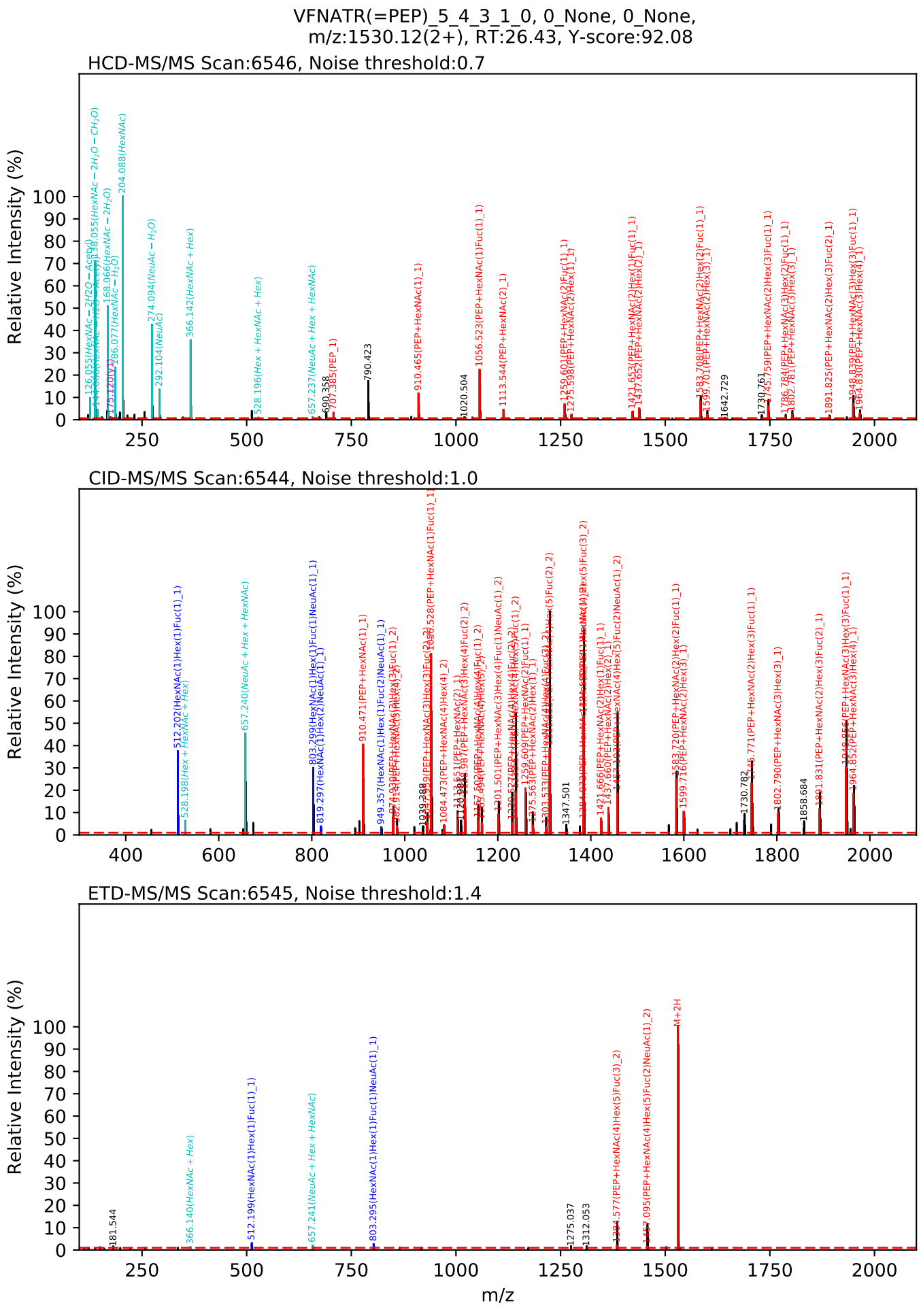
VFNATR(=PEP)_5_4_3_1_0, 0_None, 0_None,
m/z:1530.12(2+), RT:26.43, Y-score:92.08
HCD-MS/MS Scan:6546, Noise threshold:0.7
CID-MS/MS Scan:6544, Noise threshold:1.0
ETD-MS/MS Scan:6545, Noise threshold:1.4
Relative Intensity (%)
m/z

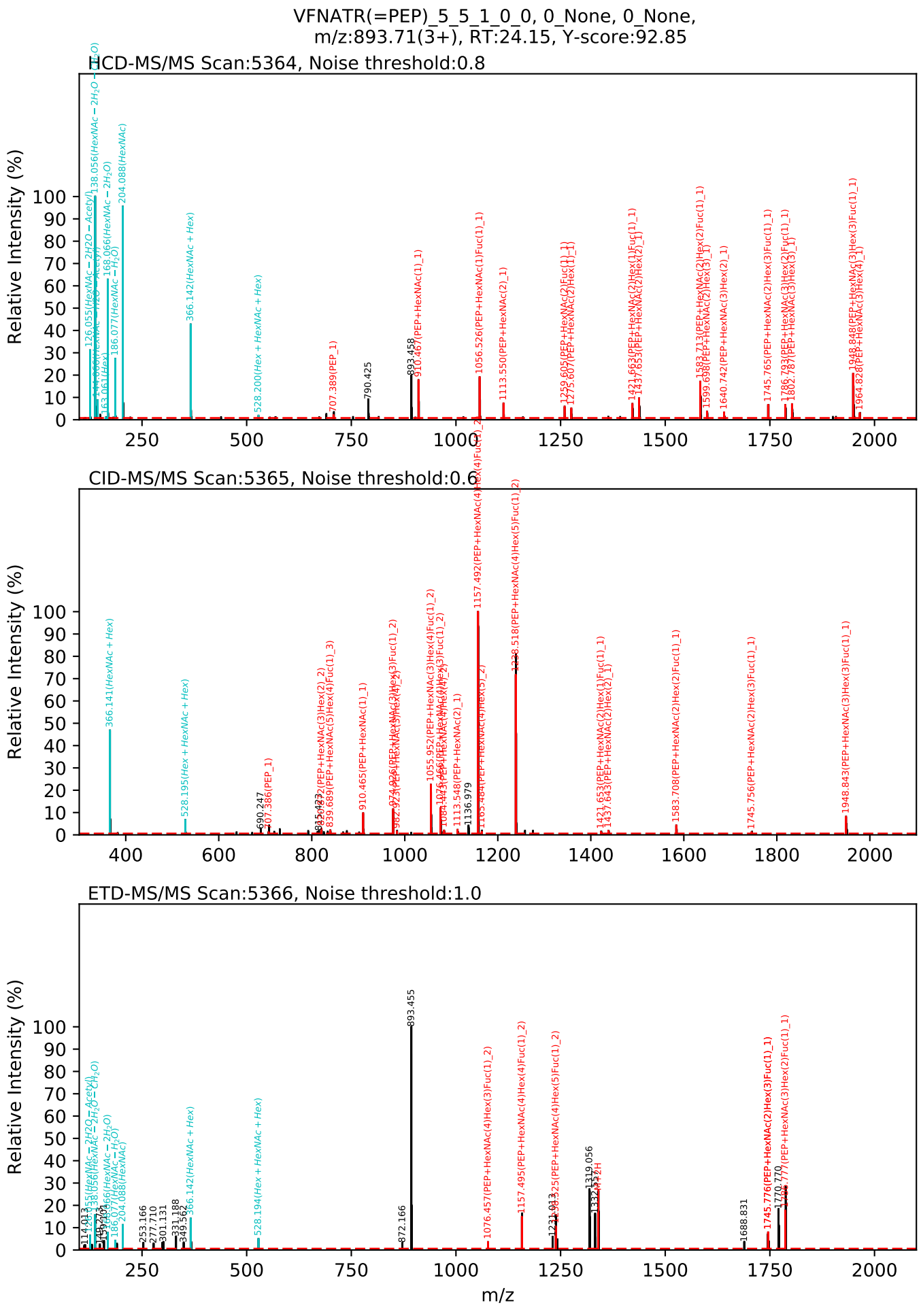
VFNATR(=PEP)_5_5_1_0_0, 0_None, 0_None,
m/z:893.71(3+), RT:24.15, Y-score:92.85
HCD-MS/MS Scan:5364, Noise threshold:0.8
CID-MS/MS Scan:5365, Noise threshold:0.6
ETD-MS/MS Scan:5366, Noise threshold:1.0
Relative Intensity (%)
m/z

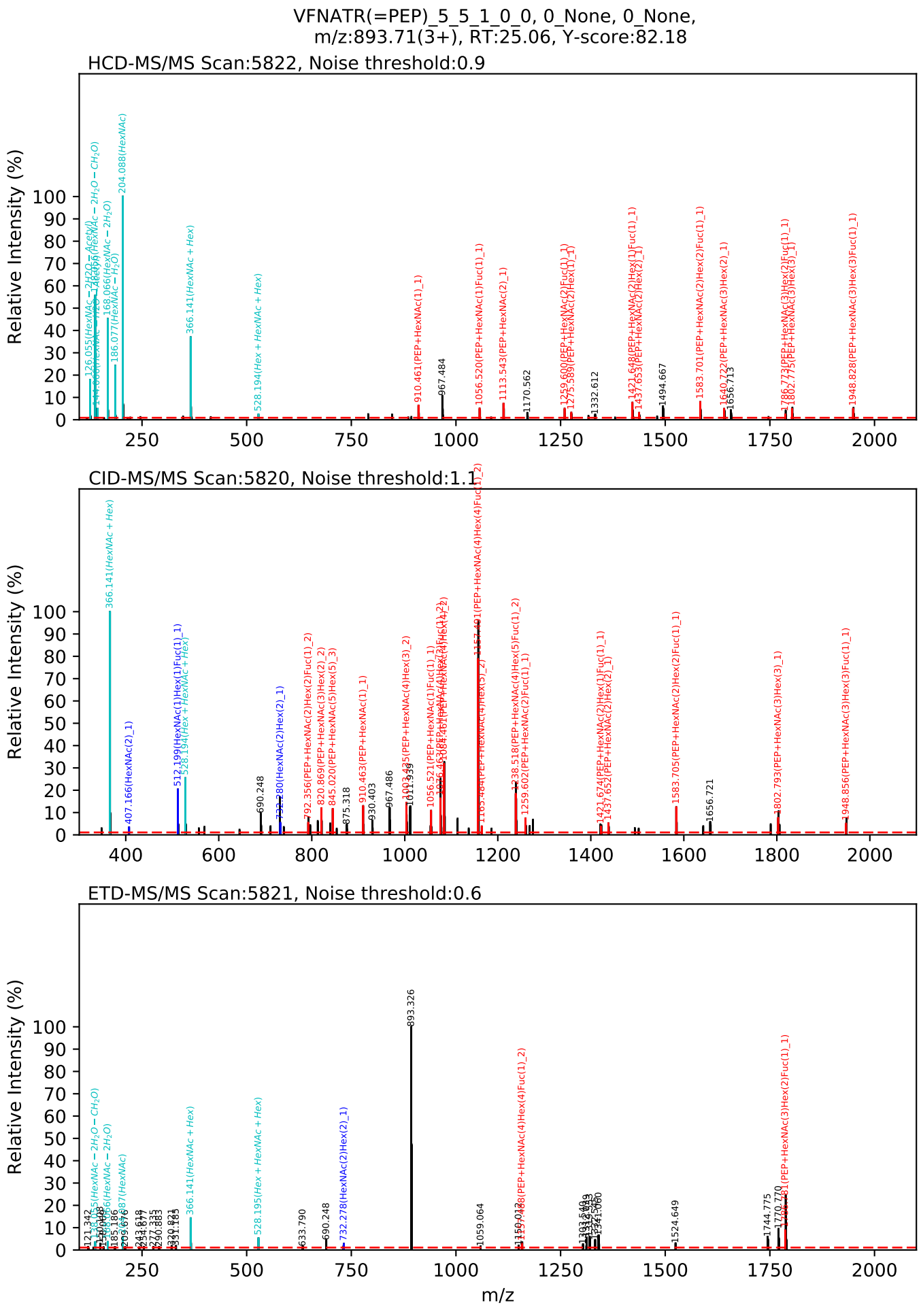
VFNATR(=PEP)_5_5_1_0_0, 0_None, 0_None,
m/z:893.71(3+), RT:25.06, Y-score:82.18
HCD-MS/MS Scan:5822, Noise threshold:0.9
Relative Intensity (%)
366.141(HexNAc + Hex)
204.088(HexNAc)
528.194(Hex + HexNAc + Hex)
910.461(PEP+HexNAc(1)_1)
967.484
1056.520(PEP+HexNAc(1)Fuc(1)_1)
1113.543(PEP+HexNAc(2)_1)
1170.562
1332.612
1494.667
1583.701(PEP+HexNAc(2)Hex(2)Fuc(1)_1)
1640.722(PEP+HexNAc(3)Hex(2)_1)
1656.713
1948.828(PEP+HexNAc(3)Hex(3)Fuc(1)_1)
CID-MS/MS Scan:5820, Noise threshold:1.1
Relative Intensity (%)
366.141(HexNAc + Hex)
407.166(HexNAc(2)_1)
512.199(HexNAc(1)Hex(1)Fuc(1)_1)
528.194(Hex + HexNAc + Hex)
690.248
732.280(HexNAc(2)Hex(2)_1)
792.356(PEP+HexNAc(2)Hex(2)Fuc(1)_2)
820.869(PEP+HexNAc(3)Hex(2)_2)
845.020(PEP+HexNAc(5)Hex(5)_3)
875.318
910.463(PEP+HexNAc(1)_1)
930.403
967.486
1056.521(PEP+HexNAc(1)Fuc(1)_1)
1259.602(PEP+HexNAc(2)Fuc(1)_1)
1421.674(PEP+HexNAc(2)Hex(1)Fuc(1)_1)
1583.705(PEP+HexNAc(2)Hex(2)Fuc(1)_1)
1656.721
1802.793(PEP+HexNAc(3)Hex(3)_1)
1948.856(PEP+HexNAc(3)Hex(3)Fuc(1)_1)
ETD-MS/MS Scan:5821, Noise threshold:0.6
Relative Intensity (%)
366.141(HexNAc + Hex)
528.195(Hex + HexNAc + Hex)
633.790
690.248
732.278(HexNAc(2)Hex(2)_1)
893.326
1059.064
1524.649
1744.775
1770.770
m/z

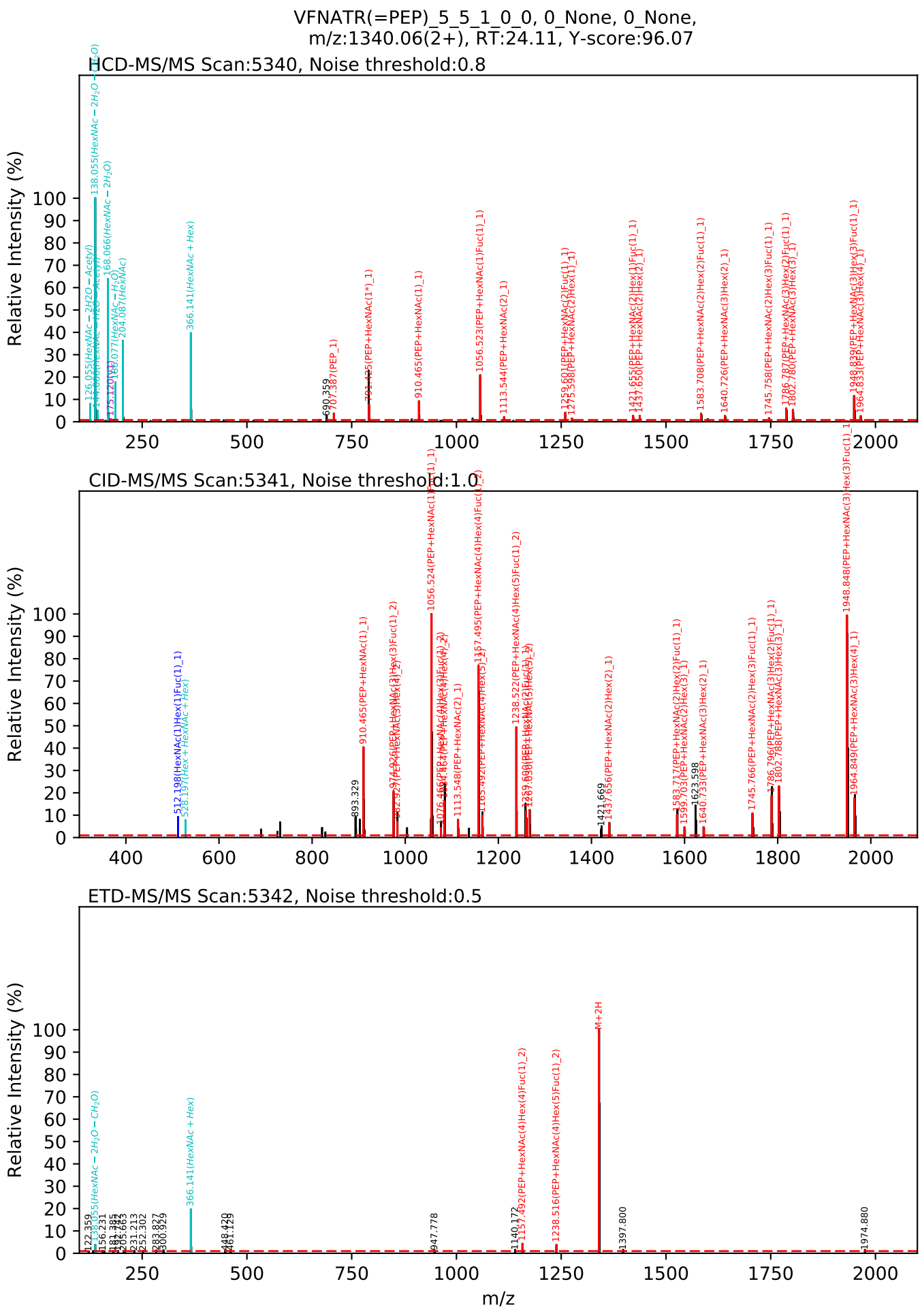
VFNATR(=PEP)_5_5_1_0_0, 0_None, 0_None,
m/z:1340.06(2+), RT:24.11, Y-score:96.07
HCD-MS/MS Scan:5340, Noise threshold:0.8
CID-MS/MS Scan:5341, Noise threshold:1.0
ETD-MS/MS Scan:5342, Noise threshold:0.5
Relative Intensity (%)
m/z
M+2H

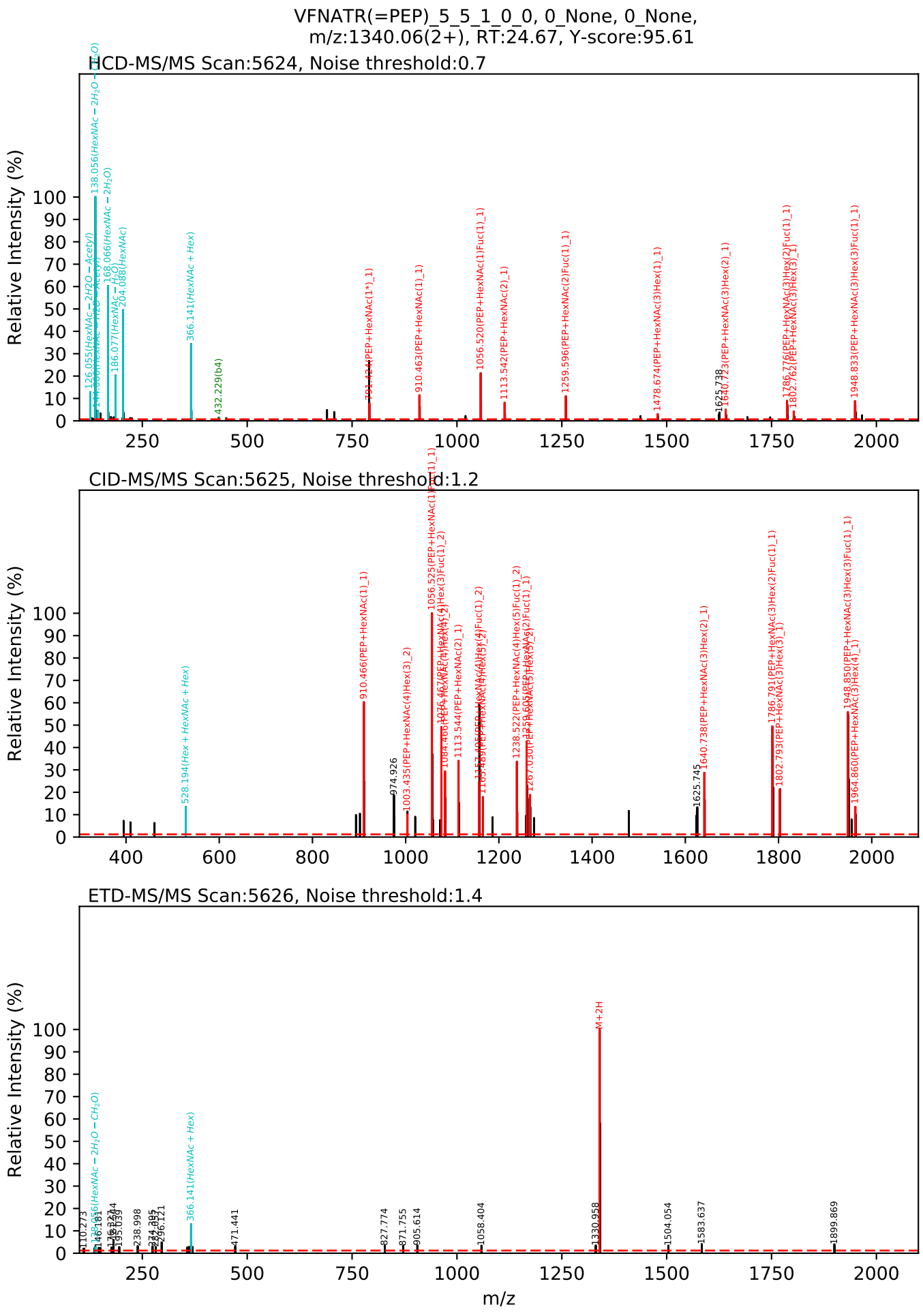
VFNATR(=PEP)_5_5_1_0_0, 0_None, 0_None,
m/z:1340.06(2+), RT:24.67, Y-score:95.61
HCD-MS/MS Scan:5624, Noise threshold:0.7
CID-MS/MS Scan:5625, Noise threshold:1.2
ETD-MS/MS Scan:5626, Noise threshold:1.4
Relative Intensity (%)
m/z
M+2H

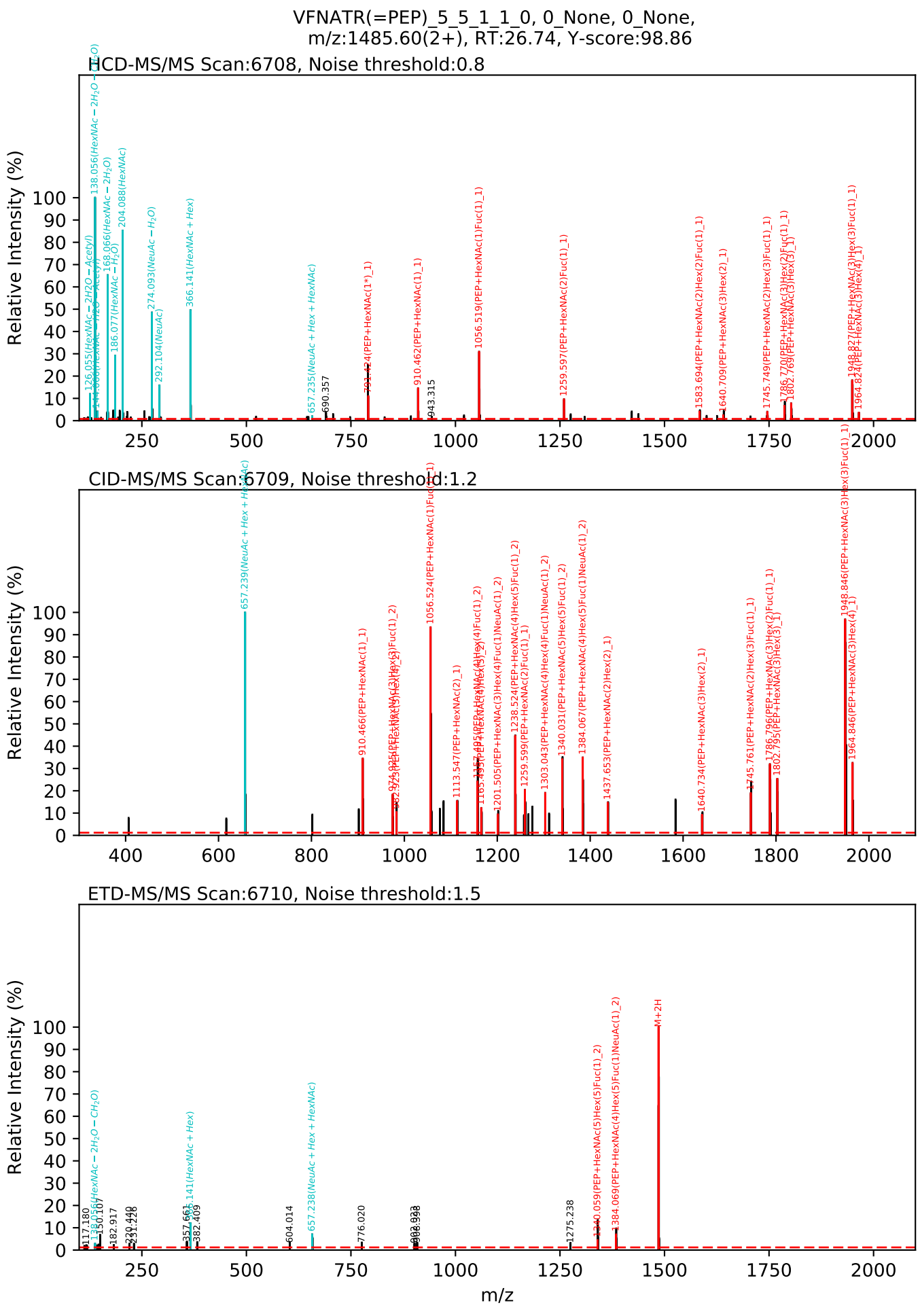
VFNATR(=PEP)_5_5_1_1_0, 0_None, 0_None,
m/z:1485.60(2+), RT:26.74, Y-score:98.86
HCD-MS/MS Scan:6708, Noise threshold:0.8
CID-MS/MS Scan:6709, Noise threshold:1.2
ETD-MS/MS Scan:6710, Noise threshold:1.5
Relative Intensity (%)
m/z

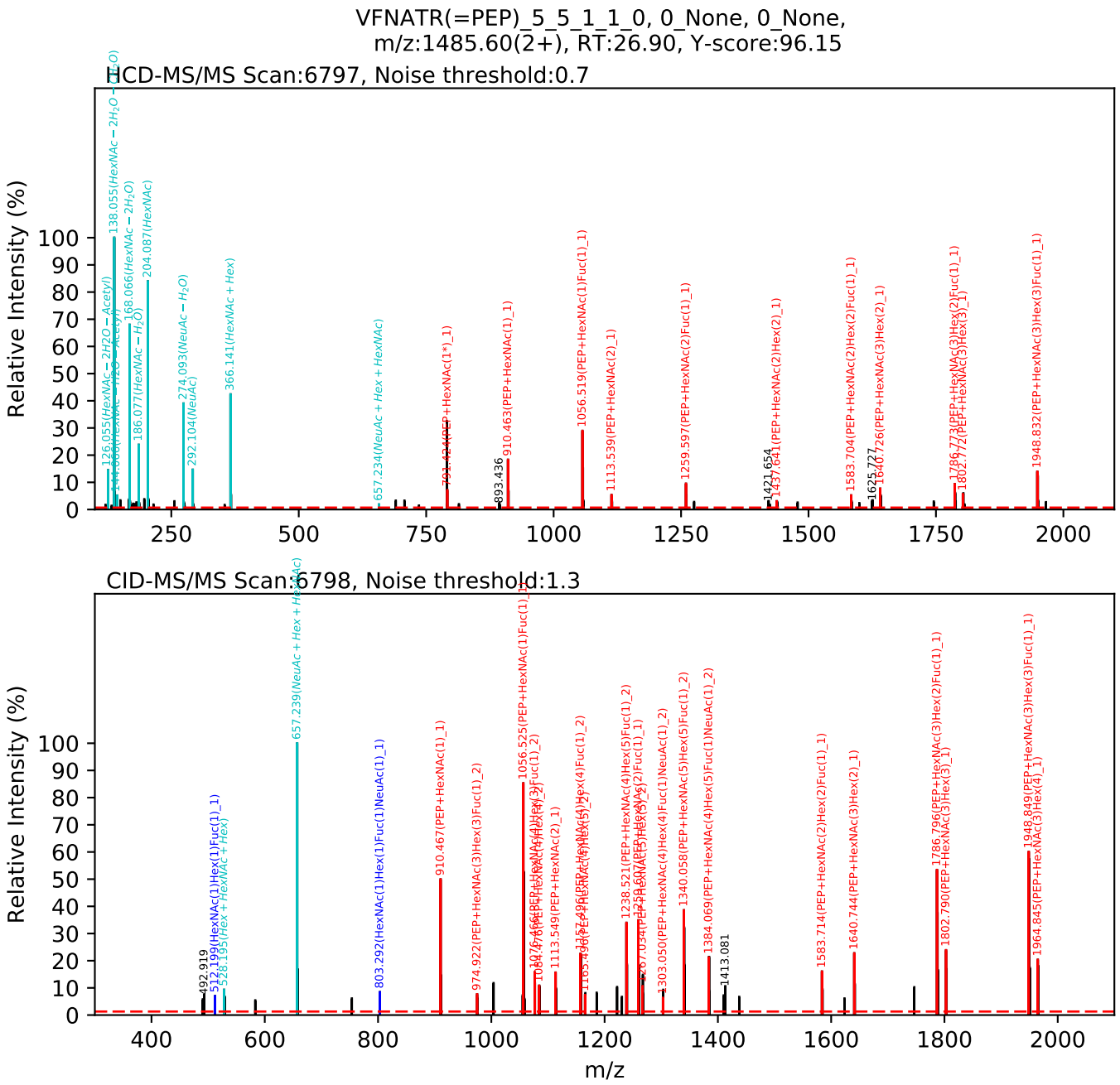
VFNATR(=PEP)_5_5_1_1_0, 0_None, 0_None,
m/z:1485.60(2+), RT:26.90, Y-score:96.15
HCD-MS/MS Scan:6797, Noise threshold:0.7
Relative Intensity (%)
CID-MS/MS Scan:6798, Noise threshold:1.3
Relative Intensity (%)
m/z

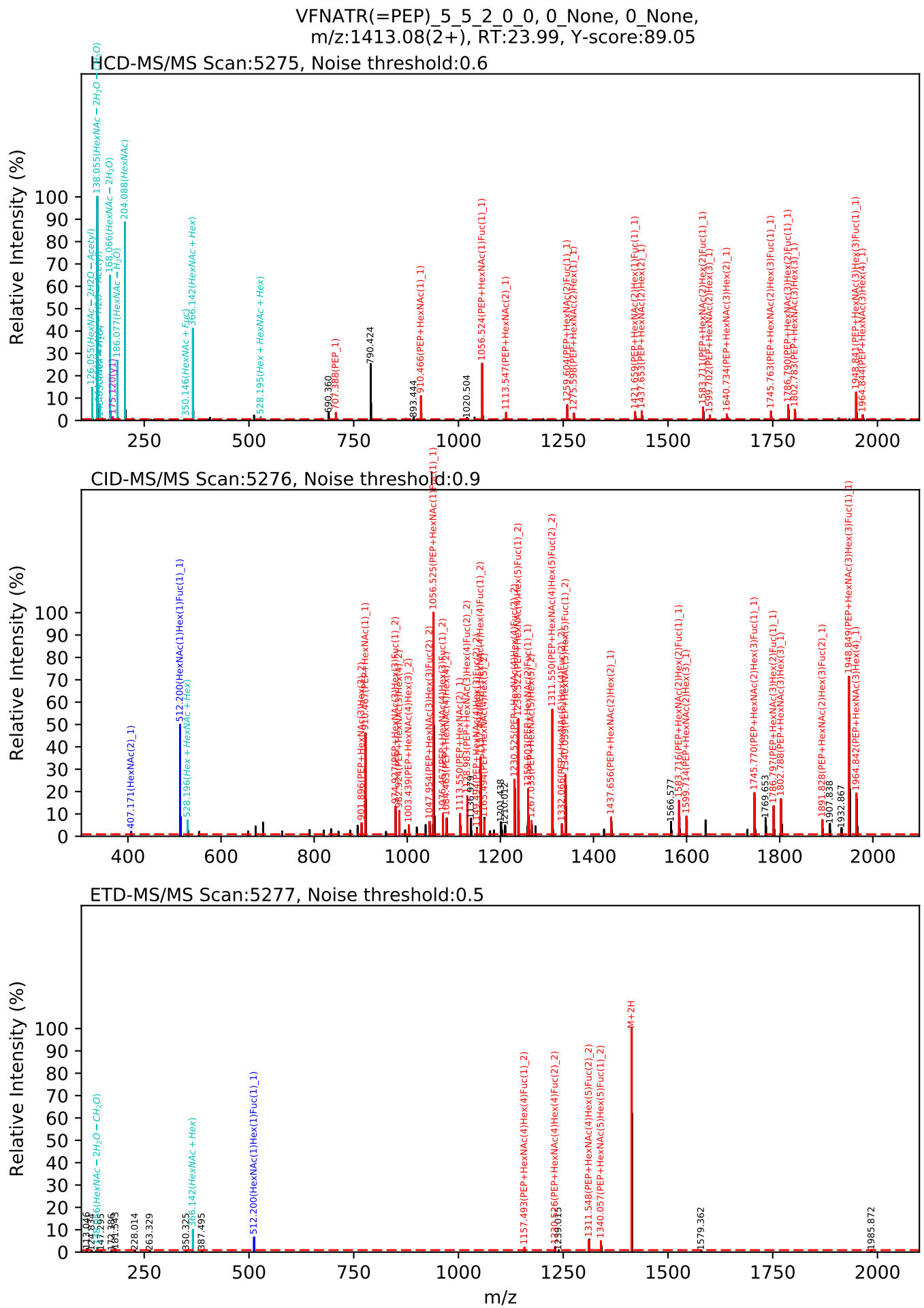
VFNATR(=PEP)_5_5_2_0_0, 0_None, 0_None,
m/z:1413.08(2+), RT:23.99, Y-score:89.05
HCD-MS/MS Scan:5275, Noise threshold:0.6
CID-MS/MS Scan:5276, Noise threshold:0.9
ETD-MS/MS Scan:5277, Noise threshold:0.5
Relative Intensity (%)
m/z

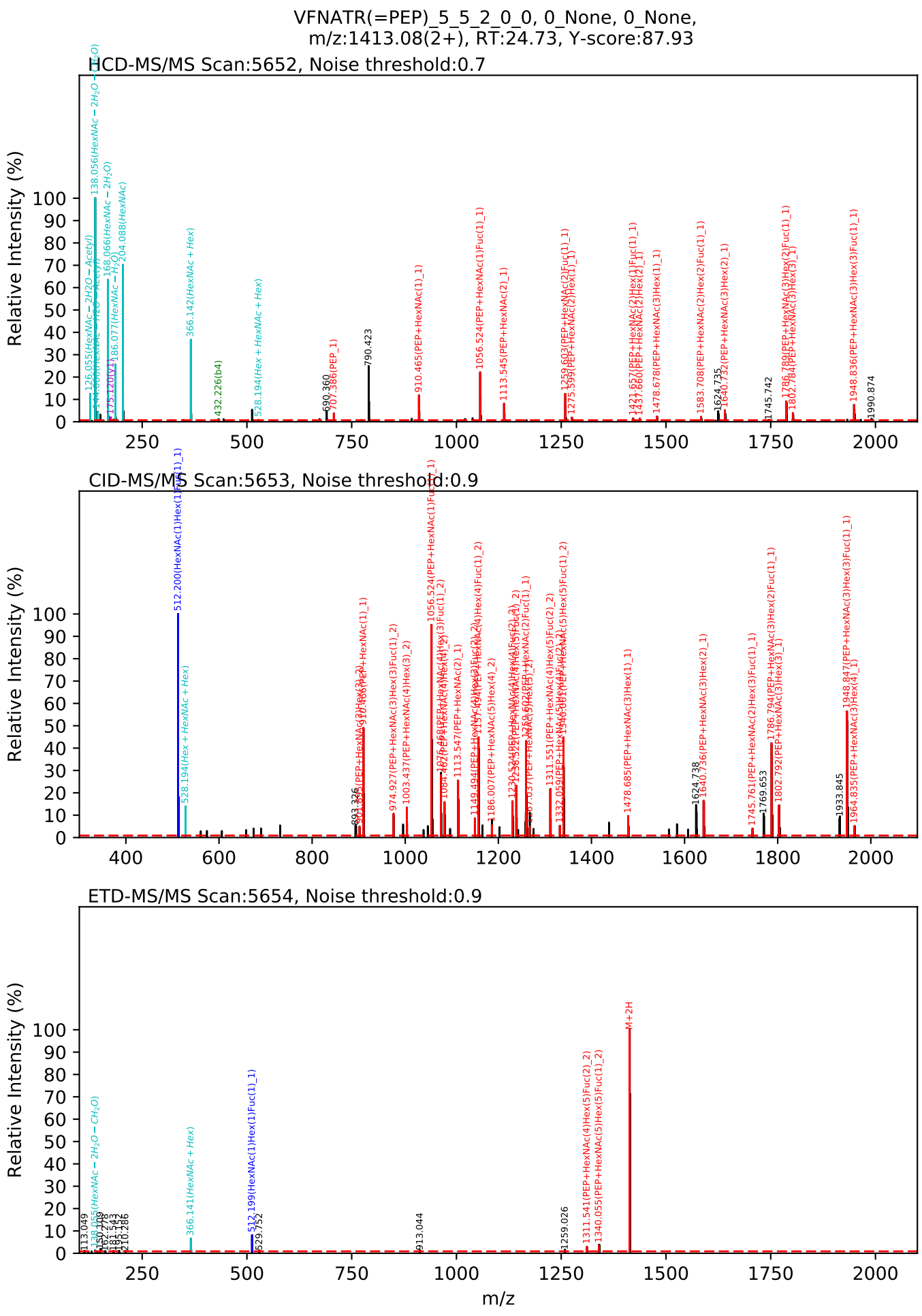
VFNATR(=PEP)_5_5_2_0_0, 0_None, 0_None,
m/z:1413.08(2+), RT:24.73, Y-score:87.93
HCD-MS/MS Scan:5652, Noise threshold:0.7
CID-MS/MS Scan:5653, Noise threshold:0.9
ETD-MS/MS Scan:5654, Noise threshold:0.9
Relative Intensity (%)
m/z

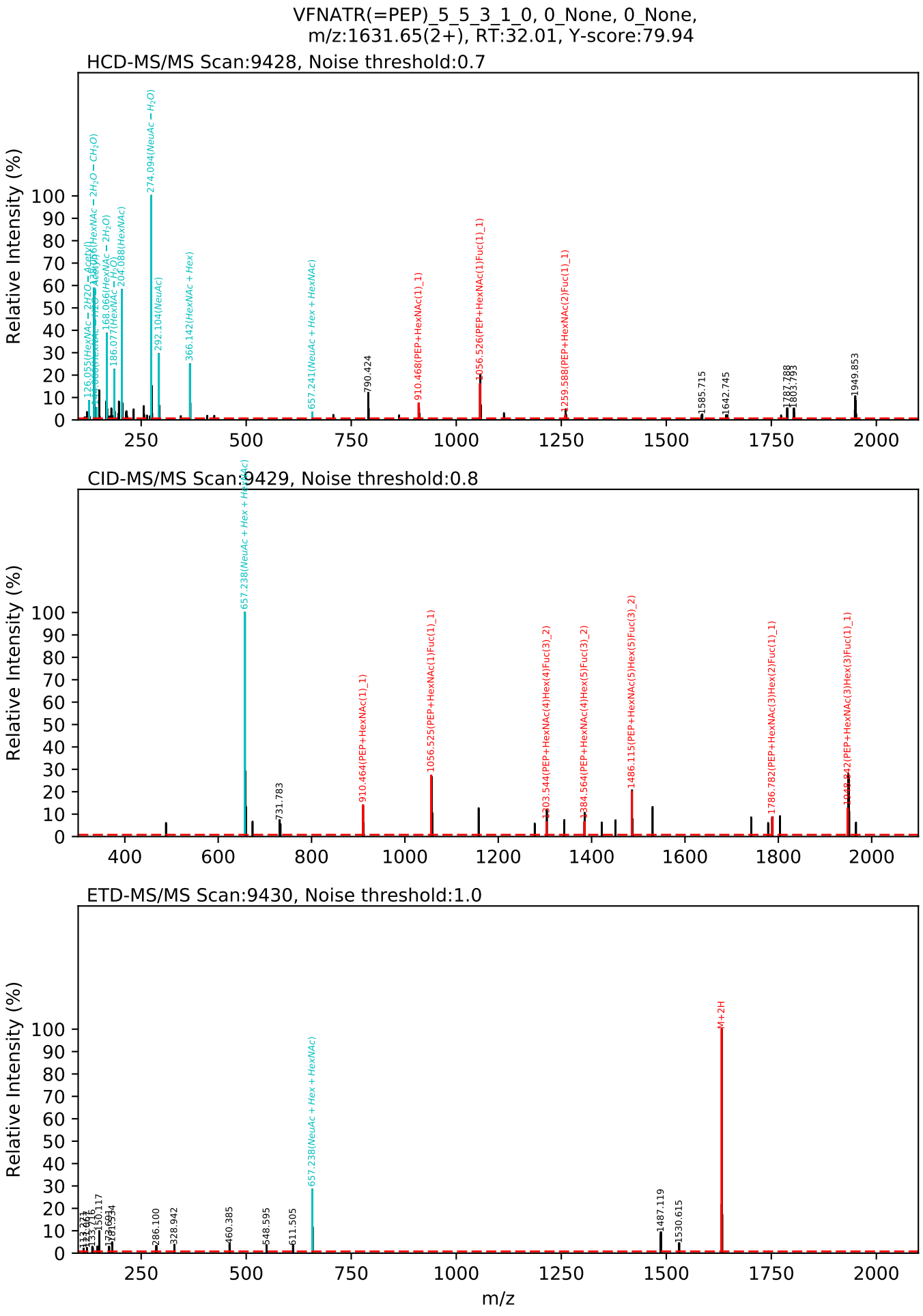
VFNATR(=PEP)_5_5_3_1_0, 0_None, 0_None,
m/z:1631.65(2+), RT:32.01, Y-score:79.94
HCD-MS/MS Scan:9428, Noise threshold:0.7
Relative Intensity (%)
274.094(NeuAc − H2O)
292.104(NeuAc)
366.142(HexNAc + Hex)
657.241(NeuAc + Hex + HexNAc)
790.424
910.468(PEP+HexNAc(1)_1)
1056.526(PEP+HexNAc(1)Fuc(1)_1)
1259.588(PEP+HexNAc(2)Fuc(1)_1)
1585.715
1642.745
1949.853
CID-MS/MS Scan:9429, Noise threshold:0.8
Relative Intensity (%)
657.238(NeuAc + Hex + HexNAc)
731.783
910.464(PEP+HexNAc(1)_1)
1056.525(PEP+HexNAc(1)Fuc(1)_1)
1303.544(PEP+HexNAc(4)Hex(4)Fuc(3)_2)
1384.564(PEP+HexNAc(4)Hex(5)Fuc(3)_2)
1486.115(PEP+HexNAc(5)Hex(5)Fuc(3)_2)
1786.782(PEP+HexNAc(3)Hex(2)Fuc(1)_1)
ETD-MS/MS Scan:9430, Noise threshold:1.0
Relative Intensity (%)
M+2H
657.238(NeuAc + Hex + HexNAc)
286.100
328.942
460.385
548.595
611.505
1487.119
1530.615
m/z

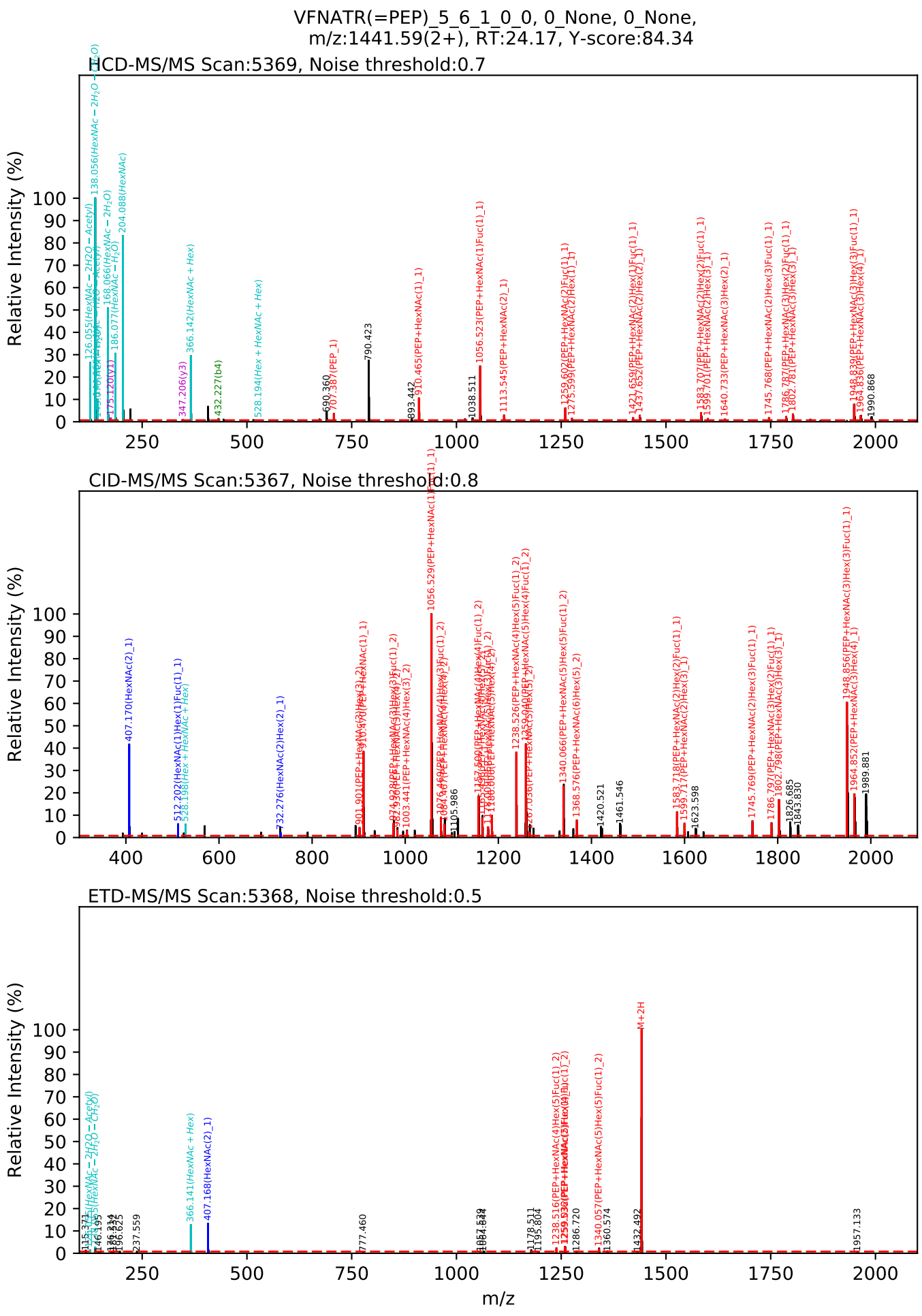
VFNATR(=PEP)_5_6_1_0_0, 0_None, 0_None,
m/z:1441.59(2+), RT:24.17, Y-score:84.34
HCD-MS/MS Scan:5369, Noise threshold:0.7
CID-MS/MS Scan:5367, Noise threshold:0.8
ETD-MS/MS Scan:5368, Noise threshold:0.5
Relative Intensity (%)
m/z

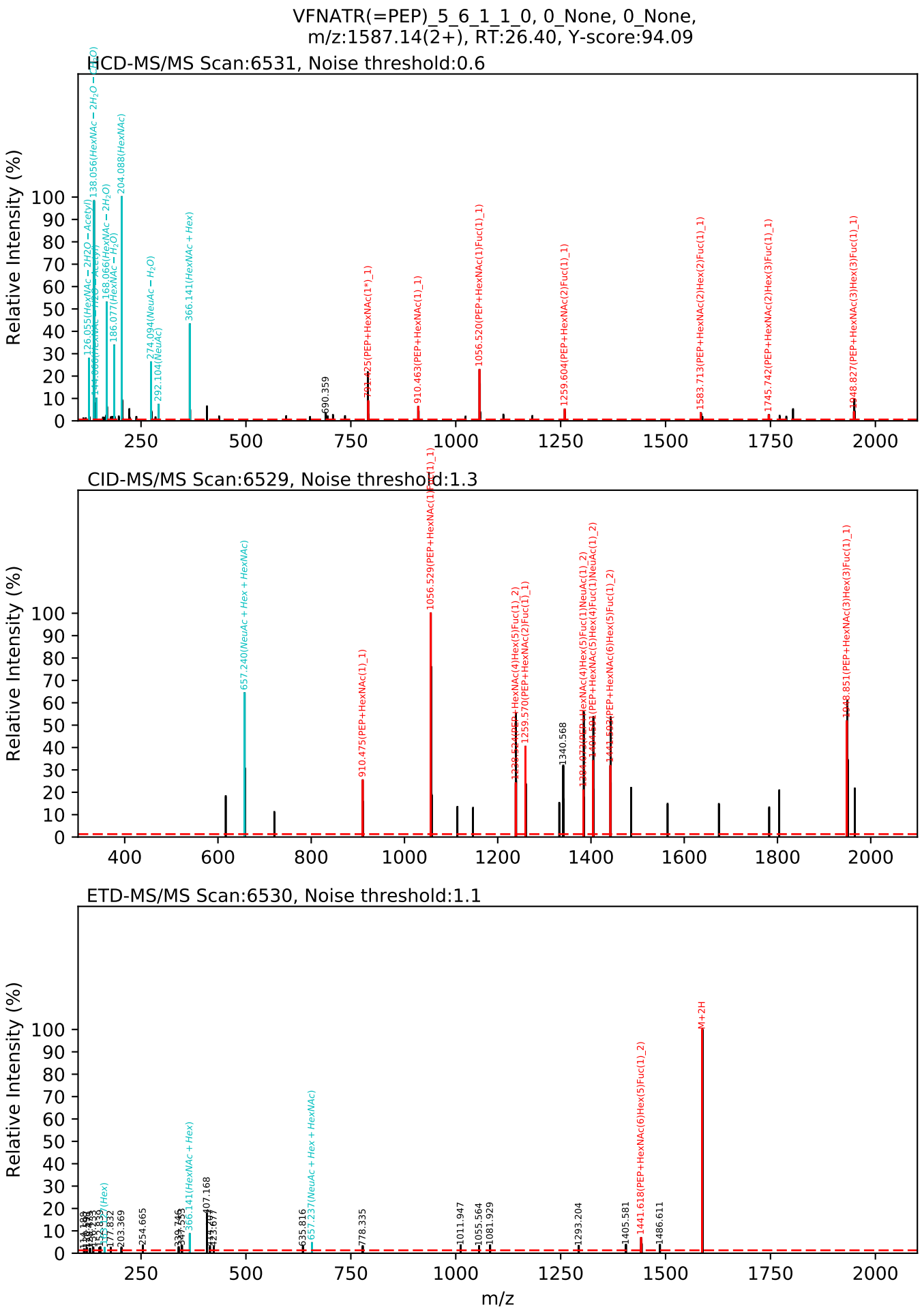
VFNATR(=PEP)_5_6_1_1_0, 0_None, 0_None,
m/z:1587.14(2+), RT:26.40, Y-score:94.09
HCD-MS/MS Scan:6531, Noise threshold:0.6
Relative Intensity (%)
126.055(HexNAc − 2H2O − Acetyl)
138.056(HexNAc − 2H2O − (H2O))
168.066(HexNAc − Acetyl)
186.077(HexNAc − H2O)
204.088(HexNAc)
274.094(NeuAc − H2O)
292.104(NeuAc)
366.141(HexNAc + Hex)
690.359
910.463(PEP+HexNAc(1)_1)
1056.520(PEP+HexNAc(1)Fuc(1)_1)
1259.604(PEP+HexNAc(2)Fuc(1)_1)
1583.713(PEP+HexNAc(2)Hex(2)Fuc(1)_1)
1745.742(PEP+HexNAc(2)Hex(3)Fuc(1)_1)
1948.827(PEP+HexNAc(3)Hex(3)Fuc(1)_1)
CID-MS/MS Scan:6529, Noise threshold:1.3
Relative Intensity (%)
657.240(NeuAc + Hex + HexNAc)
910.475(PEP+HexNAc(1)_1)
1056.529(PEP+HexNAc(1)Fuc(1)_1)
1259.570(PEP+HexNAc(2)Fuc(1)_1)
1340.568
1948.851(PEP+HexNAc(3)Hex(3)Fuc(1)_1)
ETD-MS/MS Scan:6530, Noise threshold:1.1
Relative Intensity (%)
366.141(HexNAc + Hex)
635.816
657.237(NeuAc + Hex + HexNAc)
778.335
1011.947
1055.564
1081.929
1293.204
1405.581
1441.618(PEP+HexNAc(6)Hex(5)Fuc(1)_2)
1486.611
M+2H
m/z

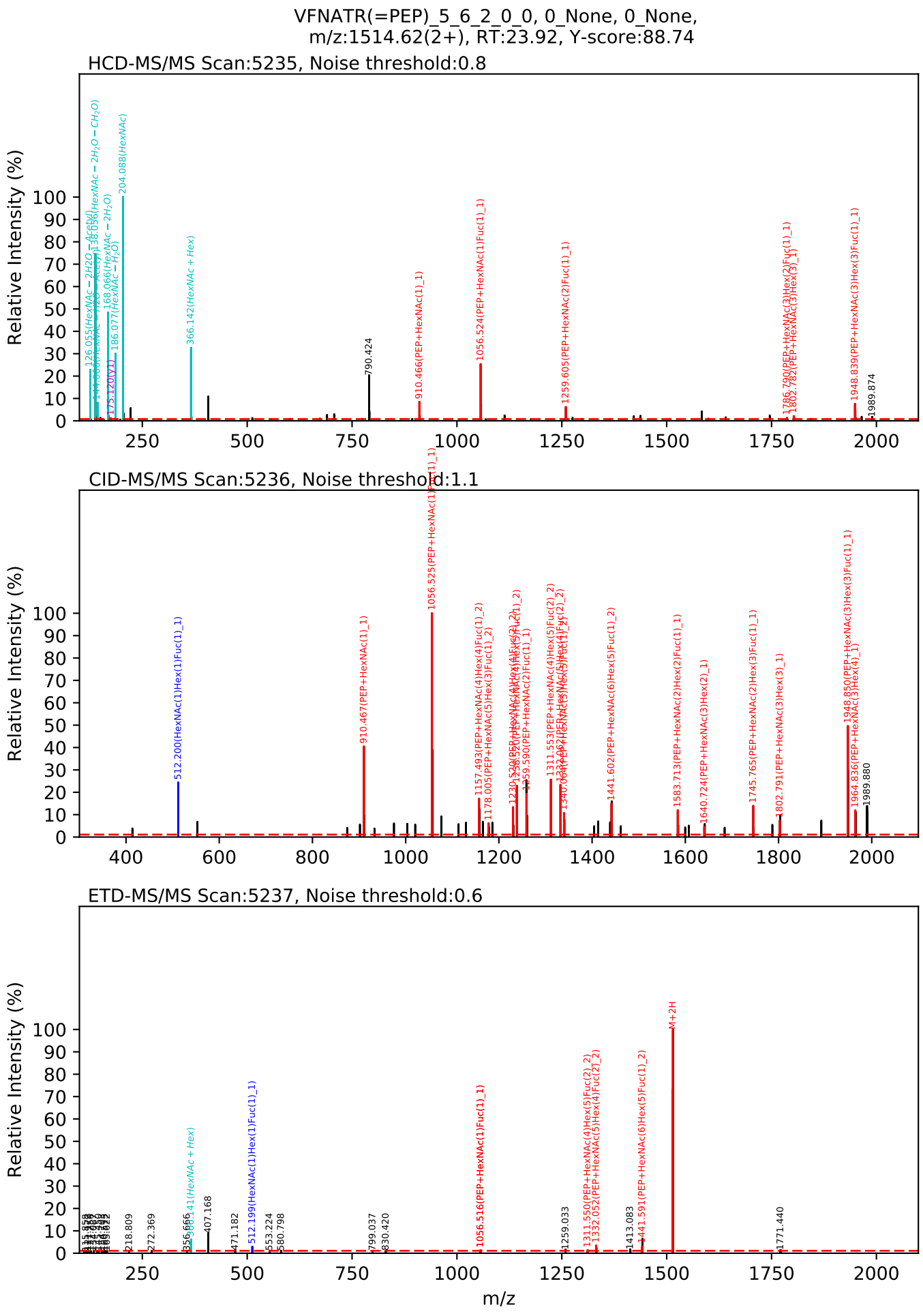
VFNATR(=PEP)_5_6_2_0_0, 0_None, 0_None,
m/z:1514.62(2+), RT:23.92, Y-score:88.74
HCD-MS/MS Scan:5235, Noise threshold:0.8
Relative Intensity (%)
126.055(HexNAc − 2H2O − Acetyl)
144.066(HexNAc − 2H2O)
168.066(HexNAc − 2H2O)
175.120(Y1)
186.077(HexNAc − H2O)
204.088(HexNAc)
366.142(HexNAc + Hex)
790.424
910.466(PEP+HexNAc(1)_1)
1056.524(PEP+HexNAc(1)Fuc(1)_1)
1259.605(PEP+HexNAc(2)Fuc(1)_1)
1948.839(PEP+HexNAc(3)Hex(3)Fuc(1)_1)
1989.874
CID-MS/MS Scan:5236, Noise threshold:1.1
Relative Intensity (%)
512.200(HexNAc(1)Hex(1)Fuc(1)_1)
910.467(PEP+HexNAc(1)_1)
1056.525(PEP+HexNAc(1)Fuc(1)_1)
1157.493(PEP+HexNAc(4)Hex(4)Fuc(1)_2)
1178.005(PEP+HexNAc(5)Hex(3)Fuc(1)_2)
1359.590(PEP+HexNAc(2)Fuc(1)_1)
1441.602(PEP+HexNAc(6)Hex(5)Fuc(1)_2)
1583.713(PEP+HexNAc(2)Hex(2)Fuc(1)_1)
1640.724(PEP+HexNAc(3)Hex(2)_1)
1745.765(PEP+HexNAc(2)Hex(3)Fuc(1)_1)
1802.791(PEP+HexNAc(3)Hex(3)_1)
1948.850(PEP+HexNAc(3)Hex(3)Fuc(1)_1)
1964.836(PEP+HexNAc(3)Hex(4)_1)
1989.880
ETD-MS/MS Scan:5237, Noise threshold:0.6
Relative Intensity (%)
218.809
272.369
356.141(HexNAc + Hex)
407.168
471.182
512.199(HexNAc(1)Hex(1)Fuc(1)_1)
553.224
580.798
799.037
830.420
1056.516(PEP+HexNAc(1)Fuc(1)_1)
1259.033
1311.550(PEP+HexNAc(4)Hex(5)Fuc(2)_2)
1332.052(PEP+HexNAc(5)Hex(4)Fuc(2)_2)
1413.083
1441.591(PEP+HexNAc(6)Hex(5)Fuc(1)_2)
M+2H
1771.440
m/z

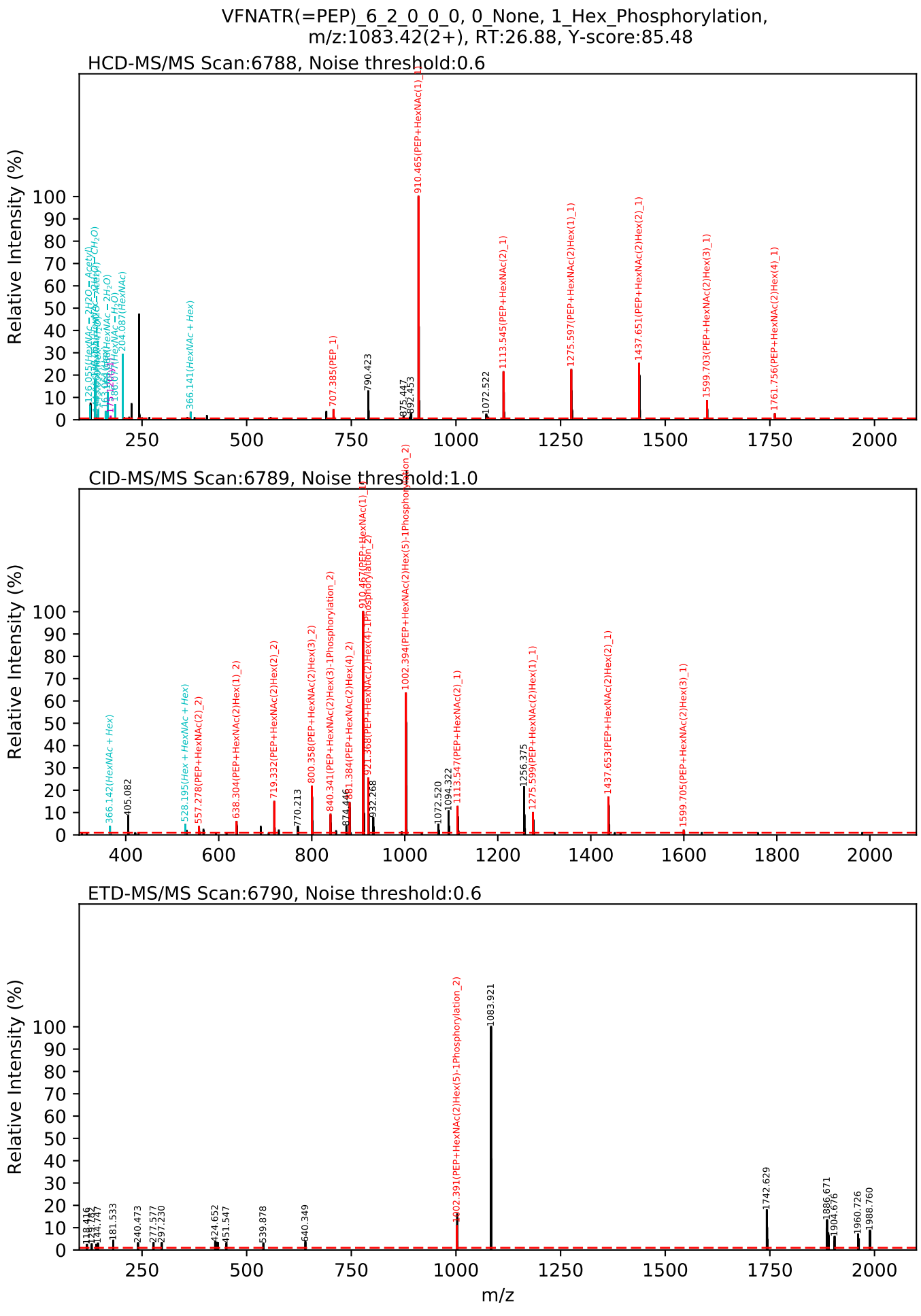
VFNATR(=PEP)_6_2_0_0_0, 0_None, 1_Hex_Phosphorylation,
m/z:1083.42(2+), RT:26.88, Y-score:85.48
HCD-MS/MS Scan:6788, Noise threshold:0.6
Relative Intensity (%)
366.141(HexNAc + Hex)
707.385(PEP_1)
790.423
875.447
892.453
910.465(PEP+HexNAc(1)_1)
1072.522
1113.545(PEP+HexNAc(2)_1)
1275.597(PEP+HexNAc(2)Hex(1)_1)
1437.651(PEP+HexNAc(2)Hex(2)_1)
1599.703(PEP+HexNAc(2)Hex(3)_1)
1761.756(PEP+HexNAc(2)Hex(4)_1)
CID-MS/MS Scan:6789, Noise threshold:1.0
Relative Intensity (%)
366.142(HexNAc + Hex)
405.082
528.195(Hex + HexNAc + Hex)
557.278(PEP+HexNAc(2)_2)
638.304(PEP+HexNAc(2)Hex(1)_2)
719.332(PEP+HexNAc(2)Hex(2)_2)
770.213
800.358(PEP+HexNAc(2)Hex(3)_2)
840.341(PEP+HexNAc(2)Hex(3)-1Phosphorylation_2)
874.446
881.384(PEP+HexNAc(2)Hex(4)_2)
910.467(PEP+HexNAc(1)_1)
921.368(PEP+HexNAc(2)Hex(4)-1Phosphorylation_2)
932.268
1002.394(PEP+HexNAc(2)Hex(5)-1Phosphorylation_2)
1072.520
1094.322
1113.547(PEP+HexNAc(2)_1)
1256.375
1275.599(PEP+HexNAc(2)Hex(1)_1)
1437.653(PEP+HexNAc(2)Hex(2)_1)
1599.705(PEP+HexNAc(2)Hex(3)_1)
ETD-MS/MS Scan:6790, Noise threshold:0.6
Relative Intensity (%)
118.416
128.742
144.747
181.533
240.473
277.577
297.230
424.652
451.547
539.878
640.349
1002.391(PEP+HexNAc(2)Hex(5)-1Phosphorylation_2)
1083.921
1742.629
1886.671
1904.676
1960.726
1988.760
m/z

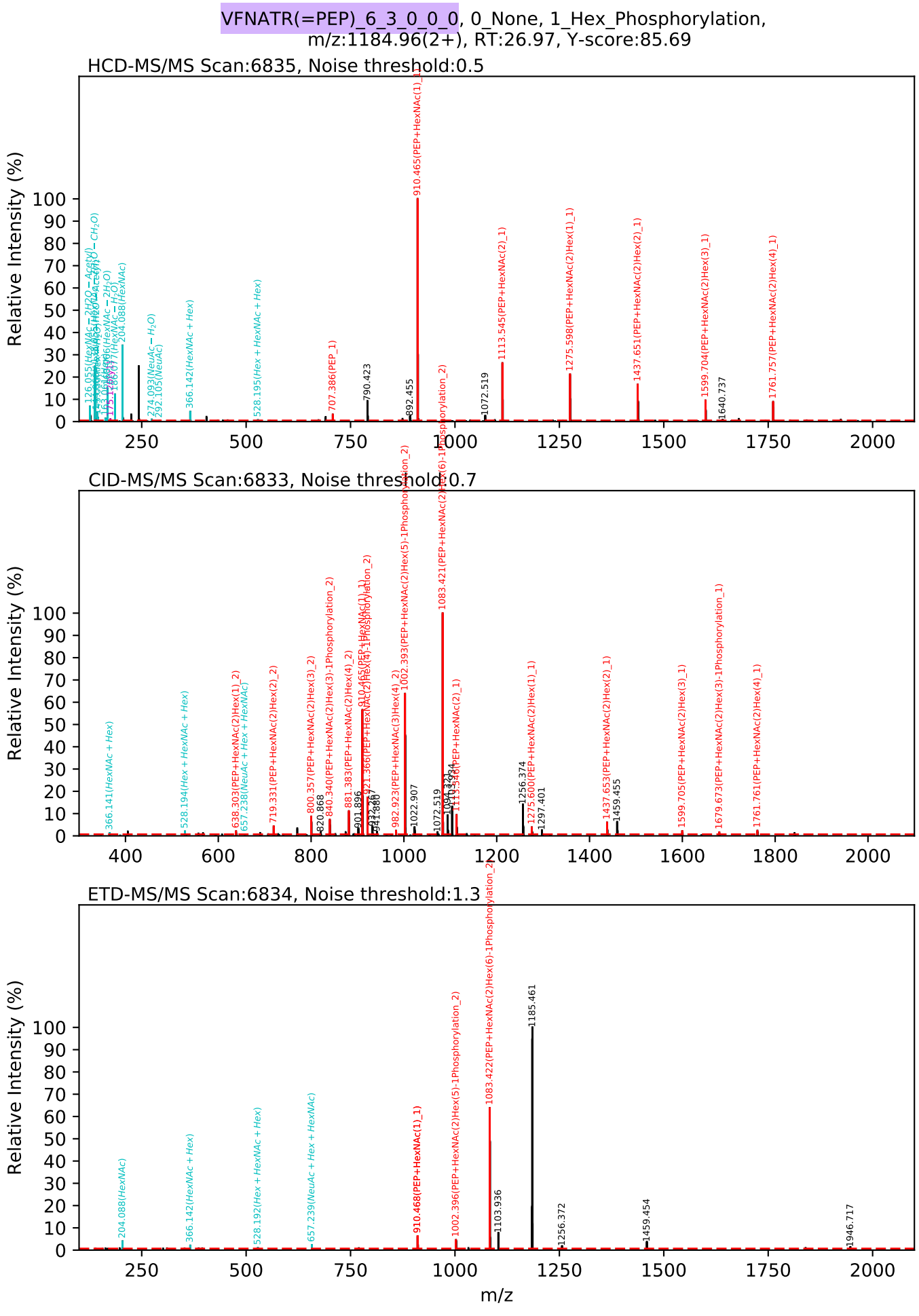
VFNATR(=PEP)_6_3_0_0_0, 0_None, 1_Hex_Phosphorylation,
m/z:1184.96(2+), RT:26.97, Y-score:85.69
HCD-MS/MS Scan:6835, Noise threshold:0.5
Relative Intensity (%)
204.088(HexNAc)
274.093(NeuAc − H2O)
292.105(NeuAc)
366.142(HexNAc + Hex)
528.195(Hex + HexNAc + Hex)
707.386(PEP_1)
790.423
892.455
910.465(PEP+HexNAc(1)_1)
1072.519
1113.545(PEP+HexNAc(2)_1)
1275.598(PEP+HexNAc(2)Hex(1)_1)
1437.651(PEP+HexNAc(2)Hex(2)_1)
1599.704(PEP+HexNAc(2)Hex(3)_1)
1640.737
1761.757(PEP+HexNAc(2)Hex(4)_1)
CID-MS/MS Scan:6833, Noise threshold:0.7
Relative Intensity (%)
366.141(HexNAc + Hex)
528.194(Hex + HexNAc + Hex)
638.303(PEP+HexNAc(2)Hex(1)_2)
657.238(NeuAc + Hex + HexNAc)
719.331(PEP+HexNAc(2)Hex(2)_2)
800.357(PEP+HexNAc(2)Hex(3)_2)
820.868
840.340(PEP+HexNAc(2)Hex(3)-1Phosphorylation_2)
881.383(PEP+HexNAc(2)Hex(4)_2)
901.896
910.465(PEP+HexNAc(1)_1)
921.366(PEP+HexNAc(2)Hex(4)-1Phosphorylation_2)
947.880
982.923(PEP+HexNAc(3)Hex(4)_2)
1002.393(PEP+HexNAc(2)Hex(5)-1Phosphorylation_2)
1022.907
1072.519
1083.421(PEP+HexNAc(2)Hex(6)-1Phosphorylation_2)
1094.321
1113.387(PEP+HexNAc(2)_1)
1256.374
1275.600(PEP+HexNAc(2)Hex(1)_1)
1297.401
1437.653(PEP+HexNAc(2)Hex(2)_1)
1459.455
1599.705(PEP+HexNAc(2)Hex(3)_1)
1679.673(PEP+HexNAc(2)Hex(3)-1Phosphorylation_1)
1761.761(PEP+HexNAc(2)Hex(4)_1)
ETD-MS/MS Scan:6834, Noise threshold:1.3
Relative Intensity (%)
204.088(HexNAc)
366.142(HexNAc + Hex)
528.192(Hex + HexNAc + Hex)
657.239(NeuAc + Hex + HexNAc)
910.468(PEP+HexNAc(1)_1)
1002.396(PEP+HexNAc(2)Hex(5)-1Phosphorylation_2)
1083.422(PEP+HexNAc(2)Hex(6)-1Phosphorylation_2)
1103.936
1185.461
1256.372
1459.454
1946.717
m/z

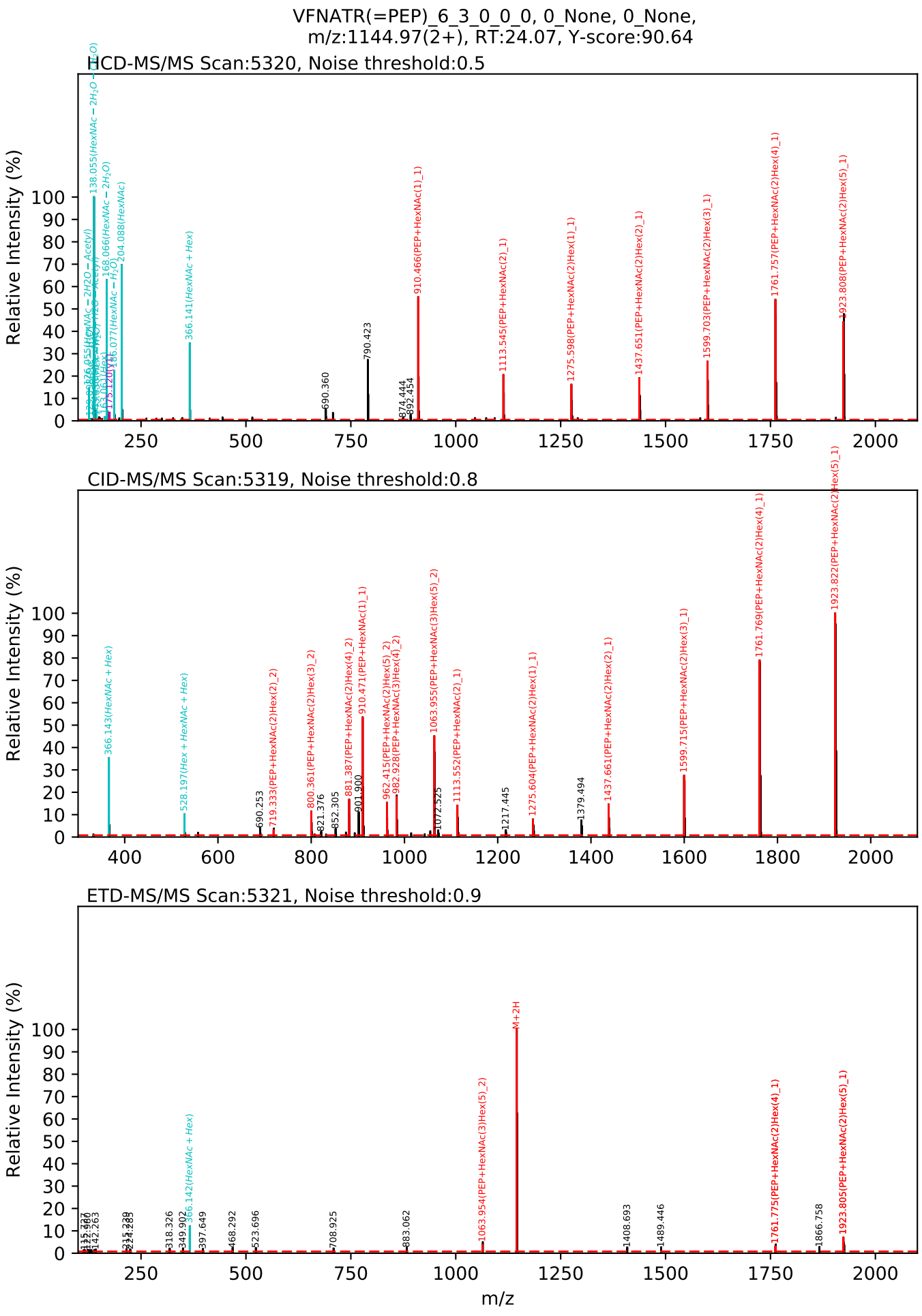
VFNATR(=PEP)_6_3_0_0_0, 0_None, 0_None,
m/z:1144.97(2+), RT:24.07, Y-score:90.64
HCD-MS/MS Scan:5320, Noise threshold:0.5
CID-MS/MS Scan:5319, Noise threshold:0.8
ETD-MS/MS Scan:5321, Noise threshold:0.9
Relative Intensity (%)
m/z
366.141(HexNAc + Hex)
790.423
910.466(PEP+HexNAc(1)_1)
1113.545(PEP+HexNAc(2)_1)
1275.598(PEP+HexNAc(2)Hex(1)_1)
1437.651(PEP+HexNAc(2)Hex(2)_1)
1599.703(PEP+HexNAc(2)Hex(3)_1)
1761.757(PEP+HexNAc(2)Hex(4)_1)
1923.808(PEP+HexNAc(2)Hex(5)_1)
528.197(Hex + HexNAc + Hex)
719.333(PEP+HexNAc(2)Hex(2)_2)
800.361(PEP+HexNAc(2)Hex(3)_2)
881.387(PEP+HexNAc(2)Hex(4)_2)
910.471(PEP+HexNAc(1)_1)
962.415(PEP+HexNAc(2)Hex(5)_2)
982.928(PEP+HexNAc(3)Hex(4)_2)
1063.955(PEP+HexNAc(3)Hex(5)_2)
1113.552(PEP+HexNAc(2)_1)
1275.604(PEP+HexNAc(2)Hex(1)_1)
1437.661(PEP+HexNAc(2)Hex(2)_1)
1599.715(PEP+HexNAc(2)Hex(3)_1)
1761.769(PEP+HexNAc(2)Hex(4)_1)
1923.822(PEP+HexNAc(2)Hex(5)_1)
M+2H
1063.954(PEP+HexNAc(3)Hex(5)_2)
1761.775(PEP+HexNAc(2)Hex(4)_1)
1923.805(PEP+HexNAc(2)Hex(5)_1)

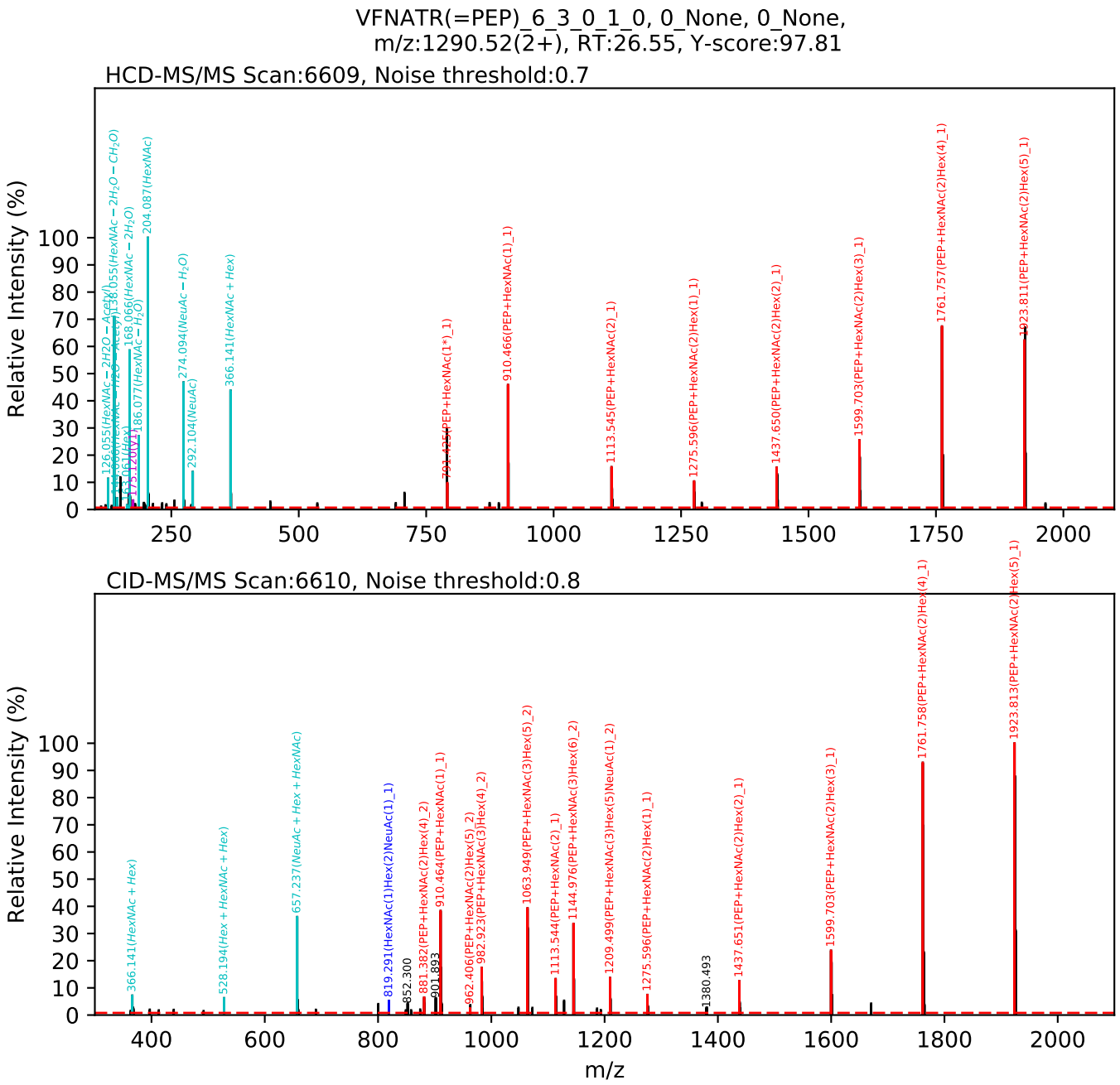
VFNATR(=PEP)_6_3_0_1_0, 0_None, 0_None,
m/z:1290.52(2+), RT:26.55, Y-score:97.81
HCD-MS/MS Scan:6609, Noise threshold:0.7
Relative Intensity (%)
126.055(HexNAc − 2H2O − AcCH2)
138.055(HexNAc − 2H2O − CH2O)
144.066(HexNAc − H2O − H2O)
168.066(HexNAc − 2H2O)
186.077(HexNAc − H2O)
204.087(HexNAc)
274.094(NeuAc − H2O)
292.104(NeuAc)
366.141(HexNAc + Hex)
791.425(PEP+HexNAc(1*)_1)
910.466(PEP+HexNAc(1)_1)
1113.545(PEP+HexNAc(2)_1)
1275.596(PEP+HexNAc(2)Hex(1)_1)
1437.650(PEP+HexNAc(2)Hex(2)_1)
1599.703(PEP+HexNAc(2)Hex(3)_1)
1761.757(PEP+HexNAc(2)Hex(4)_1)
1923.811(PEP+HexNAc(2)Hex(5)_1)
CID-MS/MS Scan:6610, Noise threshold:0.8
Relative Intensity (%)
366.141(HexNAc + Hex)
528.194(Hex + HexNAc + Hex)
657.237(NeuAc + Hex + HexNAc)
819.291(HexNAc(1)Hex(2)NeuAc(1)_1)
852.300
881.382(PEP+HexNAc(2)Hex(4)_2)
901.893
910.464(PEP+HexNAc(1)_1)
962.406(PEP+HexNAc(2)Hex(5)_2)
982.923(PEP+HexNAc(3)Hex(4)_2)
1063.949(PEP+HexNAc(3)Hex(5)_2)
1113.544(PEP+HexNAc(2)_1)
1144.976(PEP+HexNAc(3)Hex(6)_2)
1209.499(PEP+HexNAc(3)Hex(5)NeuAc(1)_2)
1275.596(PEP+HexNAc(2)Hex(1)_1)
1380.493
1437.651(PEP+HexNAc(2)Hex(2)_1)
1599.703(PEP+HexNAc(2)Hex(3)_1)
1761.758(PEP+HexNAc(2)Hex(4)_1)
1923.813(PEP+HexNAc(2)Hex(5)_1)
m/z

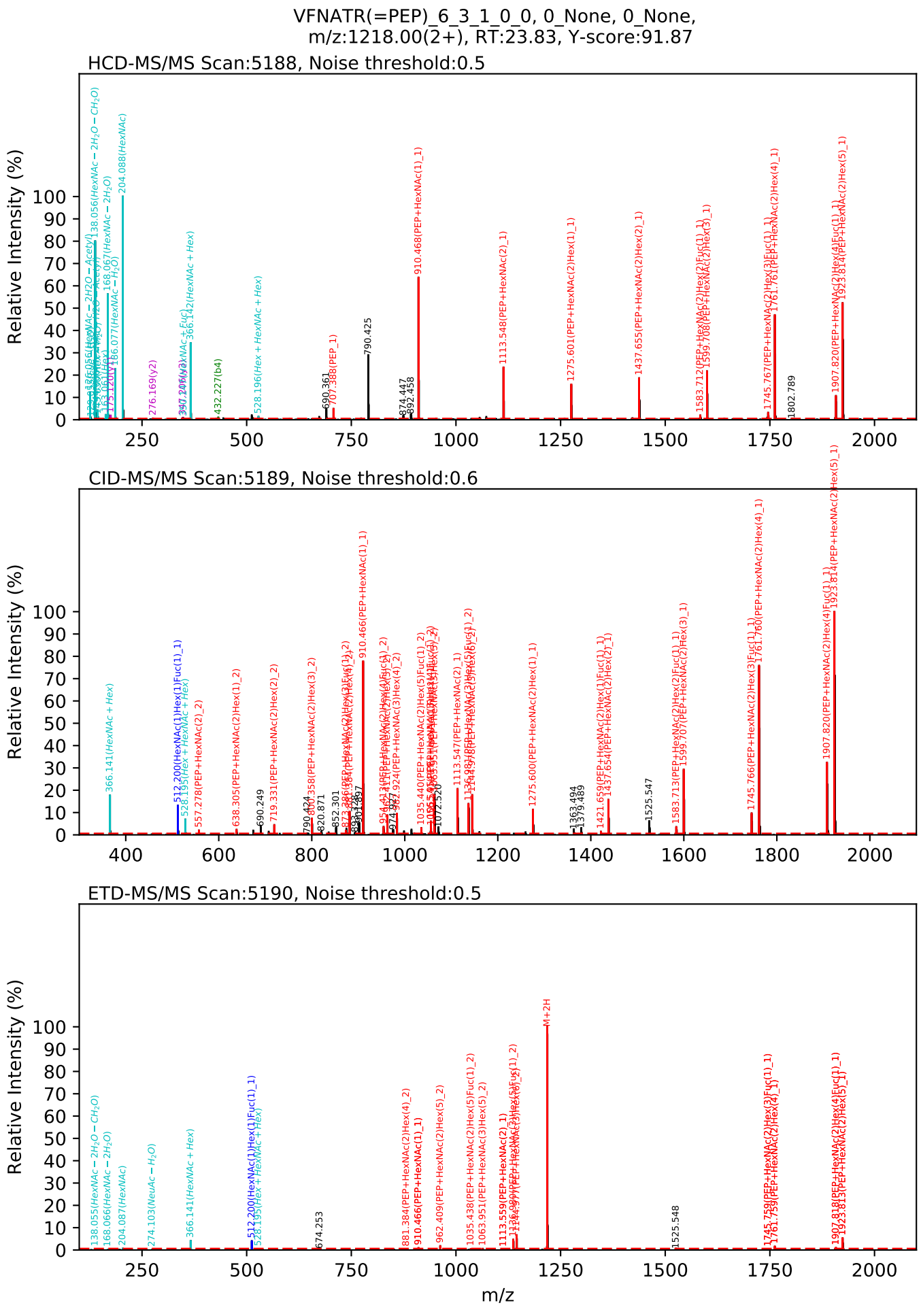
VFNATR(=PEP)_6_3_1_0_0, 0_None, 0_None,
m/z:1218.00(2+), RT:23.83, Y-score:91.87
HCD-MS/MS Scan:5188, Noise threshold:0.5
CID-MS/MS Scan:5189, Noise threshold:0.6
ETD-MS/MS Scan:5190, Noise threshold:0.5
Relative Intensity (%)
m/z

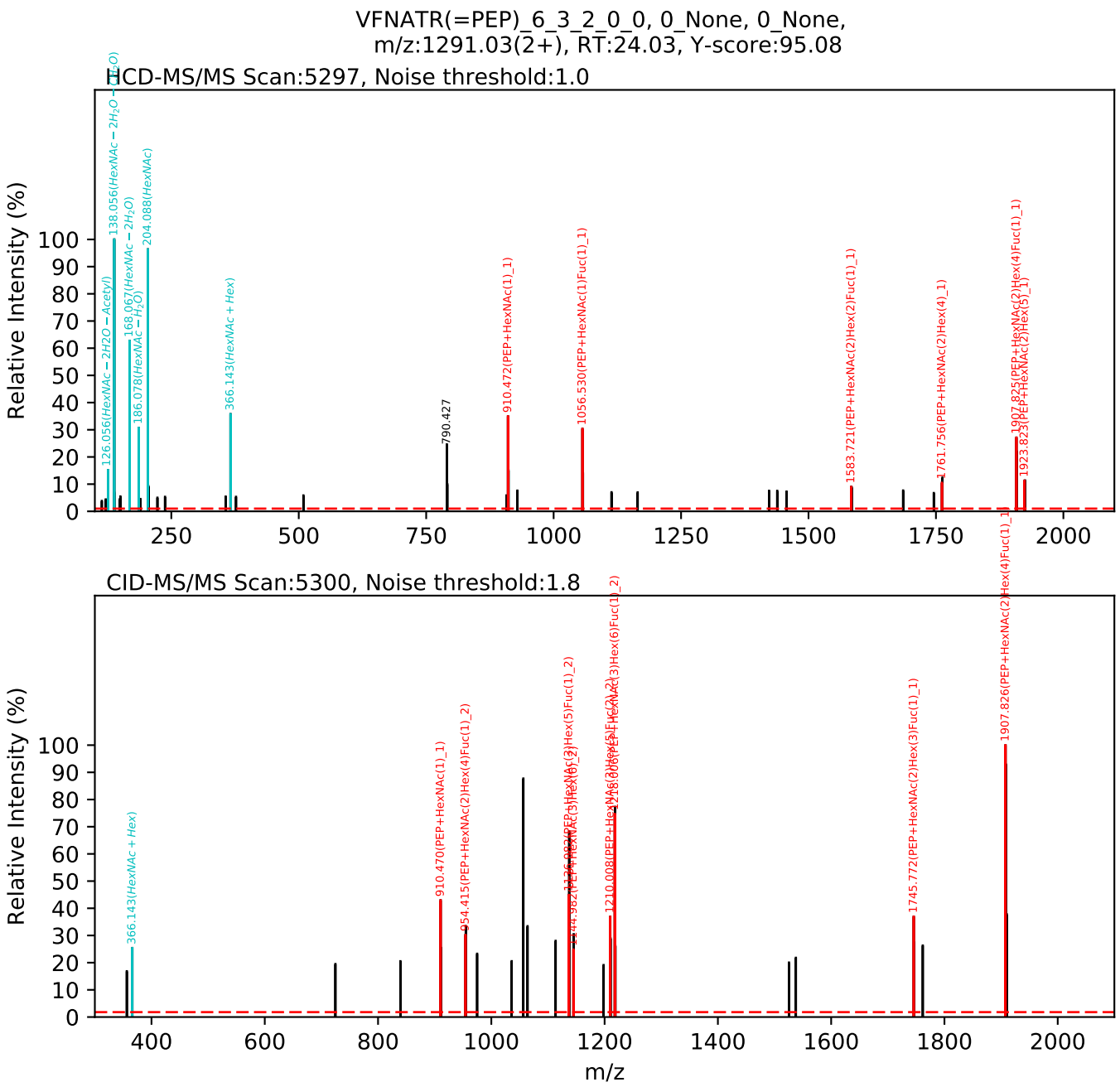
VFNATR(=PEP)_6_3_2_0_0, 0_None, 0_None,
m/z:1291.03(2+), RT:24.03, Y-score:95.08
HCD-MS/MS Scan:5297, Noise threshold:1.0
Relative Intensity (%)
126.056(HexNAc − 2H2O − Acetyl)
138.056(HexNAc − 2H2O)
168.067(HexNAc − 2H2O)
186.078(HexNAc − H2O)
204.088(HexNAc)
366.143(HexNAc + Hex)
790.427
910.472(PEP+HexNAc(1)_1)
1056.530(PEP+HexNAc(1)Fuc(1)_1)
1583.721(PEP+HexNAc(2)Hex(2)Fuc(1)_1)
1761.756(PEP+HexNAc(2)Hex(4)_1)
1907.825(PEP+HexNAc(2)Hex(4)Fuc(1)_1)
1923.823(PEP+HexNAc(2)Hex(5)_1)
CID-MS/MS Scan:5300, Noise threshold:1.8
Relative Intensity (%)
366.143(HexNAc + Hex)
910.470(PEP+HexNAc(1)_1)
954.415(PEP+HexNAc(2)Hex(4)Fuc(1)_2)
1745.772(PEP+HexNAc(2)Hex(3)Fuc(1)_1)
1907.826(PEP+HexNAc(2)Hex(4)Fuc(1)_1)
m/z

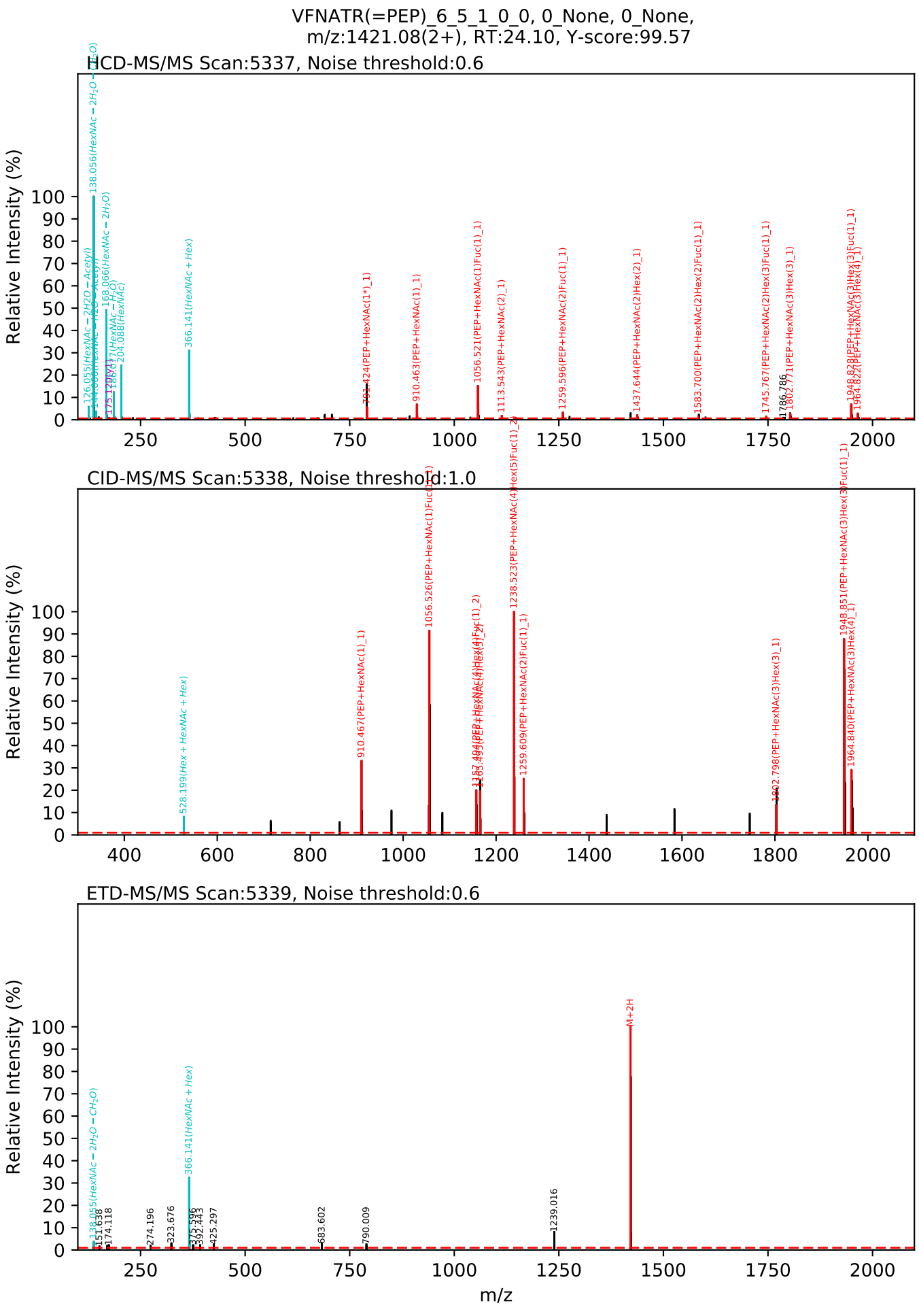
VFNATR(=PEP)_6_5_1_0_0, 0_None, 0_None,
m/z:1421.08(2+), RT:24.10, Y-score:99.57
HCD-MS/MS Scan:5337, Noise threshold:0.6
Relative Intensity (%)
138.056(HexNAc − 2H2O)
366.141(HexNAc + Hex)
910.463(PEP+HexNAc(1)_1)
1056.521(PEP+HexNAc(1)Fuc(1)_1)
1113.543(PEP+HexNAc(2)_1)
1259.596(PEP+HexNAc(2)Fuc(1)_1)
1437.644(PEP+HexNAc(2)Hex(2)_1)
1583.700(PEP+HexNAc(2)Hex(2)Fuc(1)_1)
1745.767(PEP+HexNAc(2)Hex(3)Fuc(1)_1)
1802.771(PEP+HexNAc(3)Hex(3)_1)
1964.822(PEP+HexNAc(3)Hex(4)_1)
CID-MS/MS Scan:5338, Noise threshold:1.0
Relative Intensity (%)
528.199(Hex + HexNAc + Hex)
910.467(PEP+HexNAc(1)_1)
1056.526(PEP+HexNAc(1)Fuc(1)_1)
1238.523(PEP+HexNAc(4)Hex(5)Fuc(1)_2)
1259.609(PEP+HexNAc(2)Fuc(1)_1)
1802.798(PEP+HexNAc(3)Hex(3)_1)
1948.851(PEP+HexNAc(3)Hex(3)Fuc(1)_1)
1964.840(PEP+HexNAc(3)Hex(4)_1)
ETD-MS/MS Scan:5339, Noise threshold:0.6
Relative Intensity (%)
138.055(HexNAc − 2H2O − CH2O)
366.141(HexNAc + Hex)
M+2H
m/z

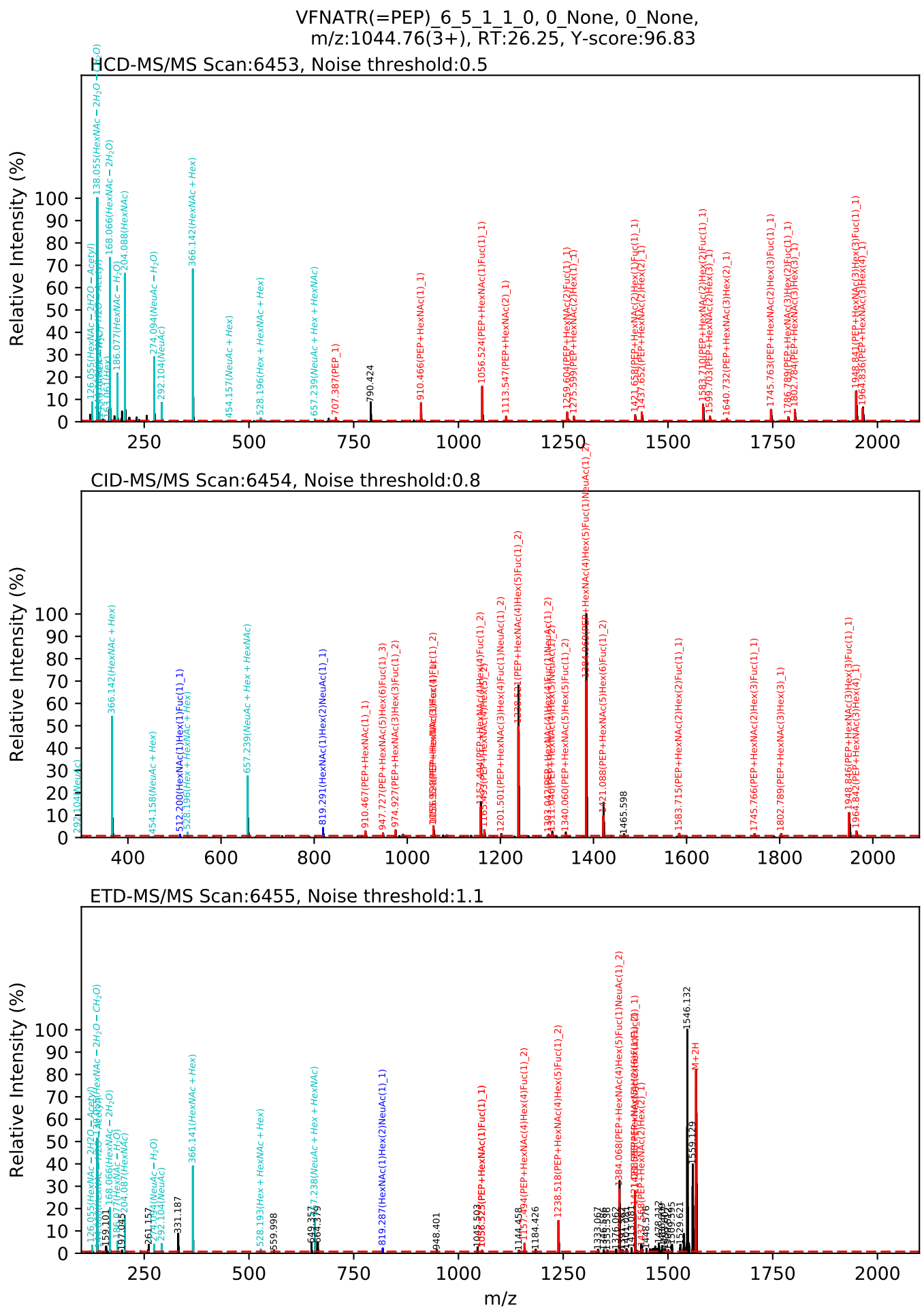
VFNATR(=PEP)_6_5_1_1_0, 0_None, 0_None,
m/z:1044.76(3+), RT:26.25, Y-score:96.83
HCD-MS/MS Scan:6453, Noise threshold:0.5
CID-MS/MS Scan:6454, Noise threshold:0.8
ETD-MS/MS Scan:6455, Noise threshold:1.1
Relative Intensity (%)
m/z

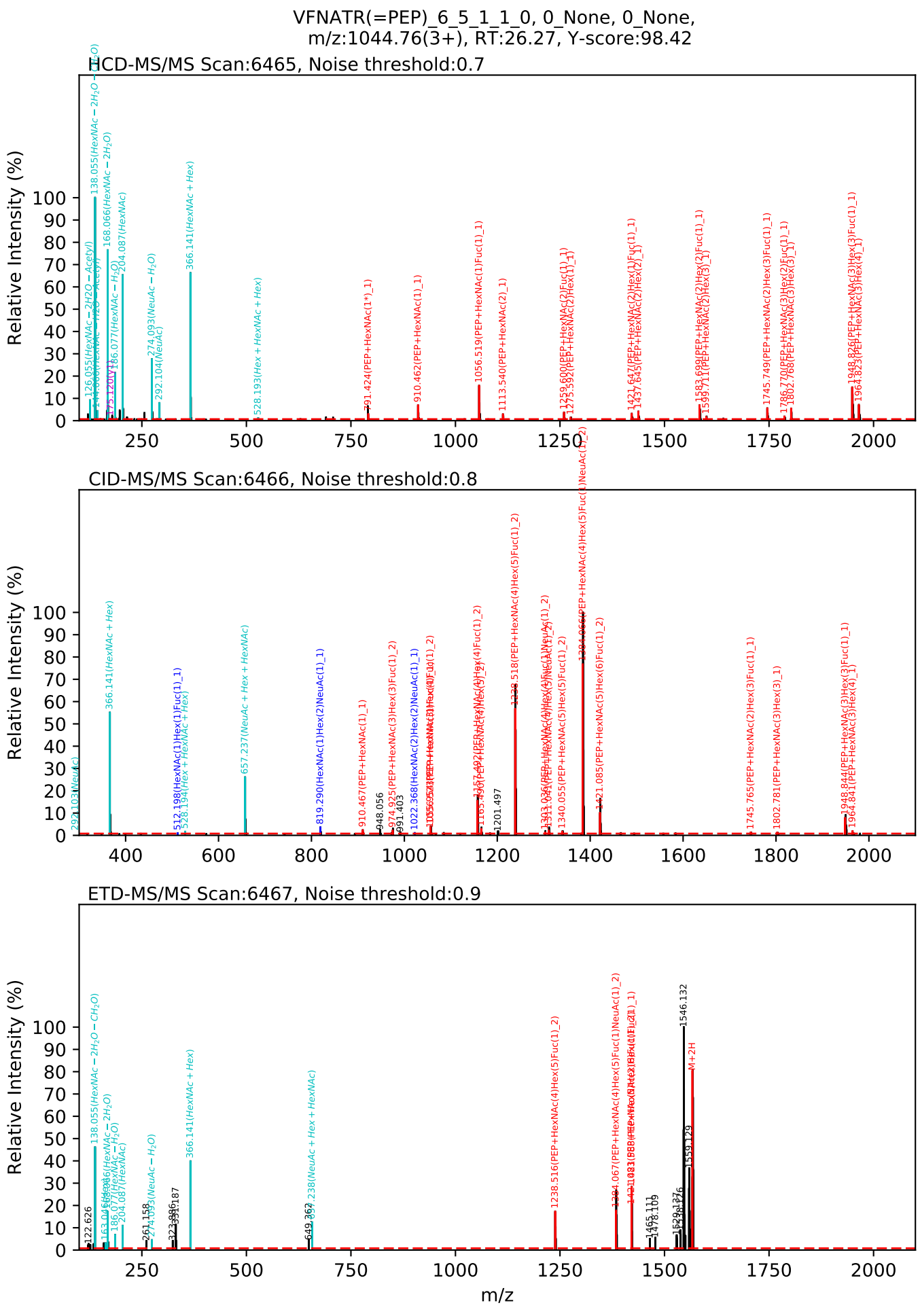
VFNATR(=PEP)_6_5_1_1_0, 0_None, 0_None,
m/z:1044.76(3+), RT:26.27, Y-score:98.42
HCD-MS/MS Scan:6465, Noise threshold:0.7
CID-MS/MS Scan:6466, Noise threshold:0.8
ETD-MS/MS Scan:6467, Noise threshold:0.9
Relative Intensity (%)
m/z

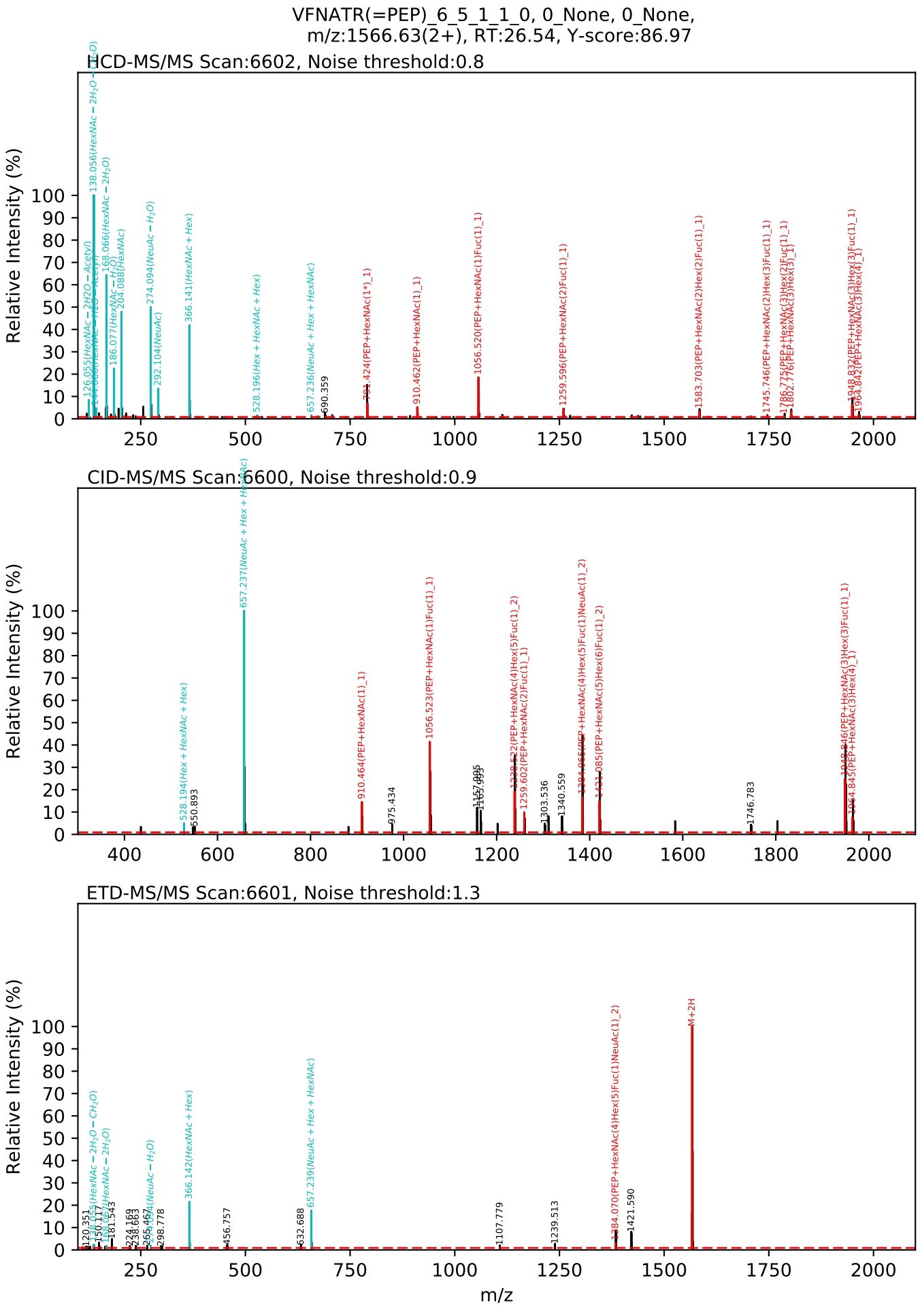
VFNATR(=PEP)_6_5_1_1_0, 0_None, 0_None,
m/z:1566.63(2+), RT:26.54, Y-score:86.97
HCD-MS/MS Scan:6602, Noise threshold:0.8
CID-MS/MS Scan:6600, Noise threshold:0.9
ETD-MS/MS Scan:6601, Noise threshold:1.3
Relative Intensity (%)
m/z

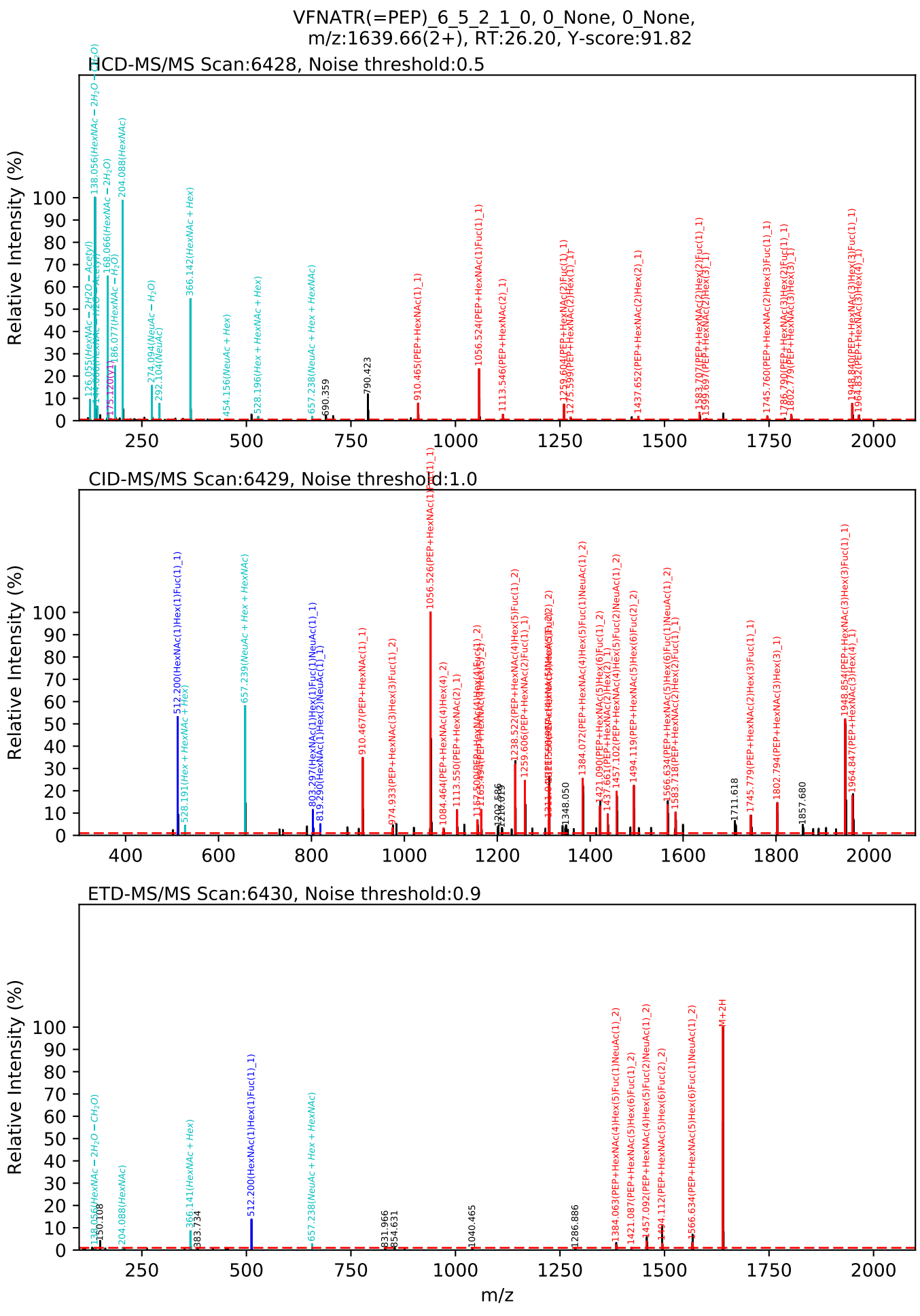
VFNATR(=PEP)_6_5_2_1_0, 0_None, 0_None,
m/z:1639.66(2+), RT:26.20, Y-score:91.82
HCD-MS/MS Scan:6428, Noise threshold:0.5
CID-MS/MS Scan:6429, Noise threshold:1.0
ETD-MS/MS Scan:6430, Noise threshold:0.9
Relative Intensity (%)
m/z

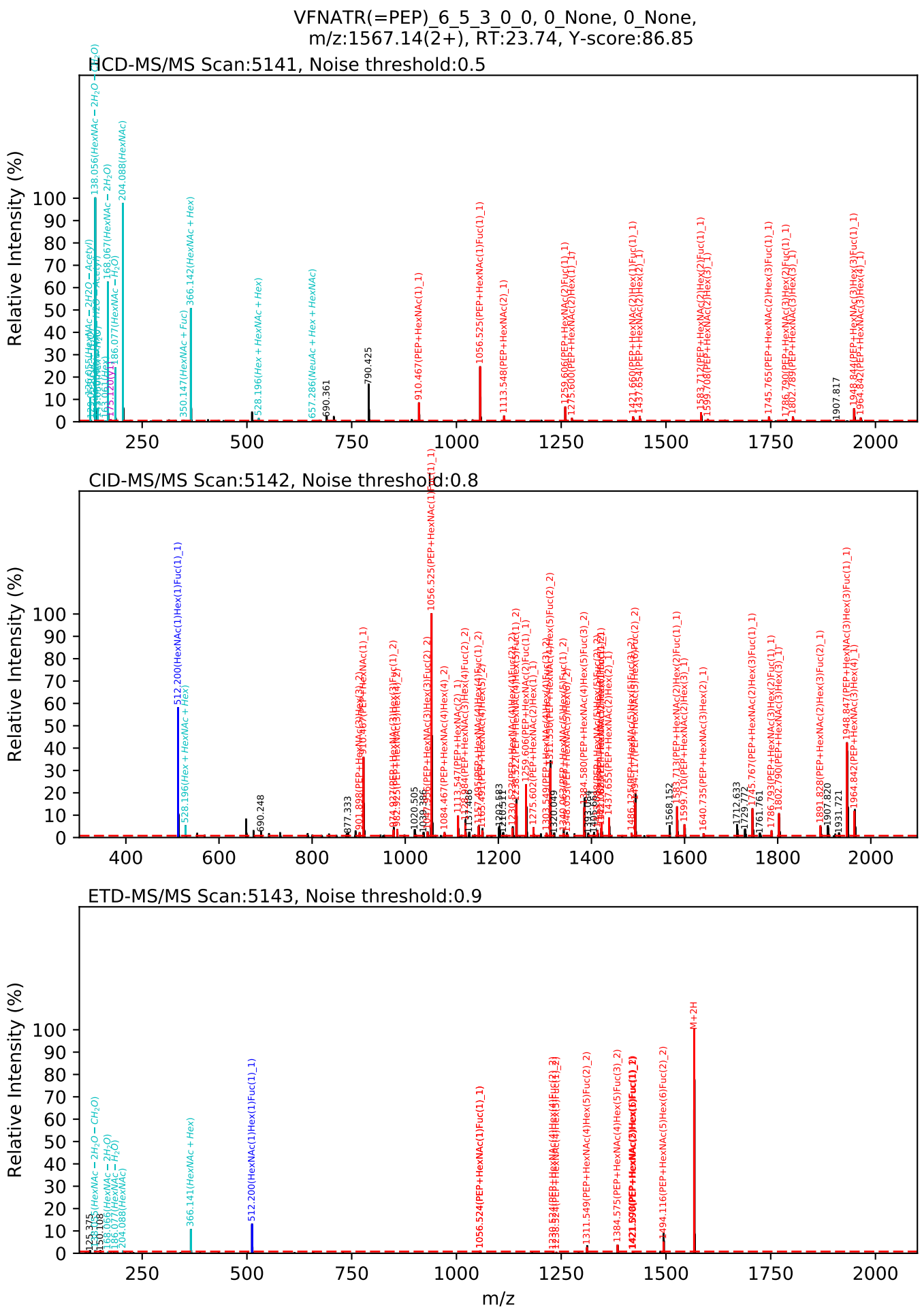
VFNATR(=PEP)_6_5_3_0_0, 0_None, 0_None,
m/z:1567.14(2+), RT:23.74, Y-score:86.85
HCD-MS/MS Scan:5141, Noise threshold:0.5
CID-MS/MS Scan:5142, Noise threshold:0.8
ETD-MS/MS Scan:5143, Noise threshold:0.9
Relative Intensity (%)
m/z

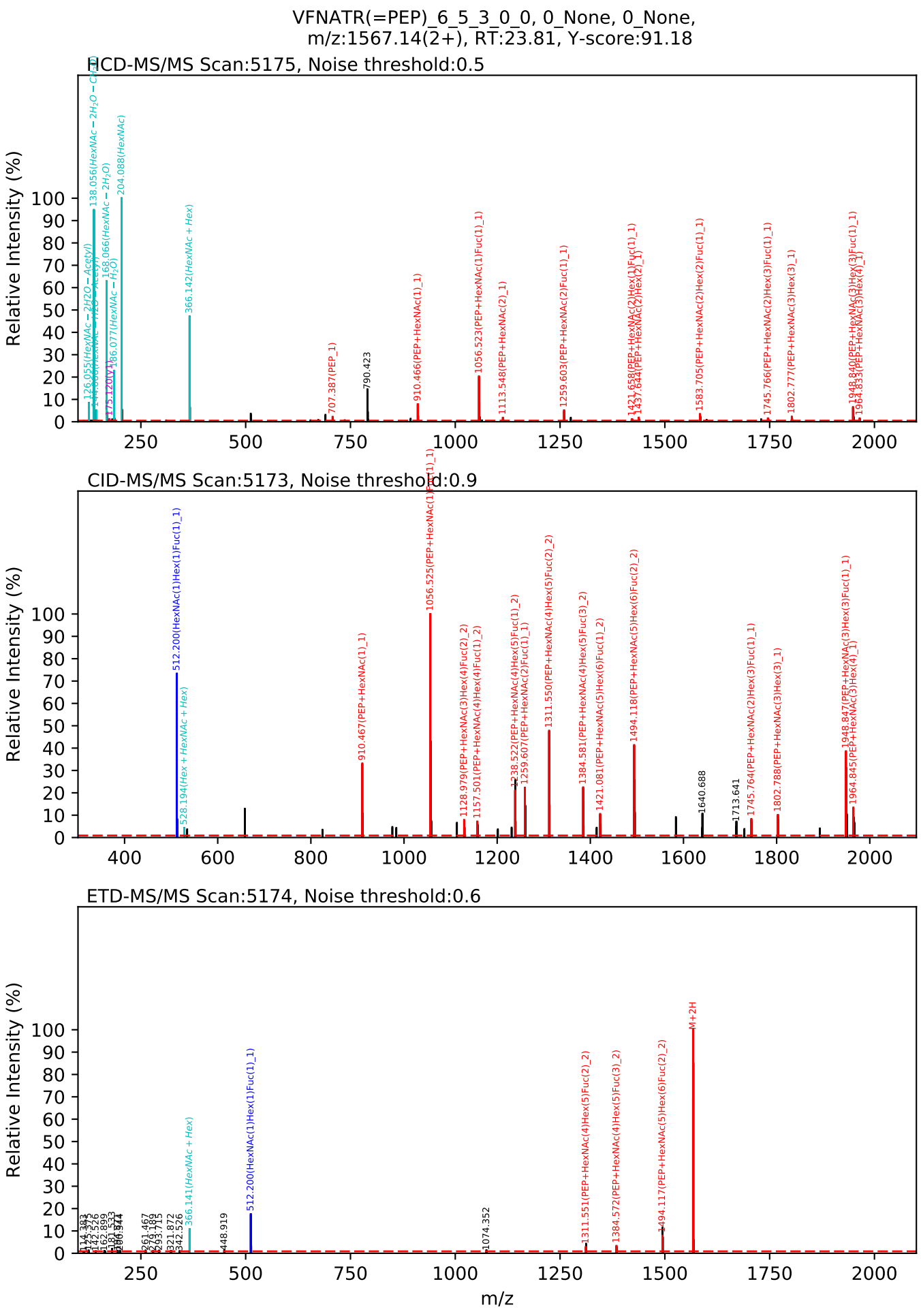
VFNATR(=PEP)_6_5_3_0_0, 0_None, 0_None,
m/z:1567.14(2+), RT:23.81, Y-score:91.18
HCD-MS/MS Scan:5175, Noise threshold:0.5
Relative Intensity (%)
126.055(HexNAc − 2H2O − Acetyl)
138.056(HexNAc − 2H2O − CH2O)
144.066(HexNAc − H2O − Acetyl)
168.066(HexNAc − 2H2O)
175.120(Y1)
186.077(HexNAc − H2O)
204.088(HexNAc)
366.142(HexNAc + Hex)
707.387(PEP_1)
790.423
910.466(PEP+HexNAc(1)_1)
1056.523(PEP+HexNAc(1)Fuc(1)_1)
1113.548(PEP+HexNAc(2)_1)
1259.603(PEP+HexNAc(2)Fuc(1)_1)
1421.658(PEP+HexNAc(2)Hex(1)Fuc(1)_1)
1437.644(PEP+HexNAc(2)Hex(2)_1)
1583.705(PEP+HexNAc(2)Hex(2)Fuc(1)_1)
1745.766(PEP+HexNAc(2)Hex(3)Fuc(1)_1)
1802.777(PEP+HexNAc(3)Hex(3)_1)
1948.840(PEP+HexNAc(3)Hex(3)Fuc(1)_1)
1964.835(PEP+HexNAc(3)Hex(4)_1)
CID-MS/MS Scan:5173, Noise threshold:0.9
Relative Intensity (%)
512.200(HexNAc(1)Hex(1)Fuc(1)_1)
528.194(Hex + HexNAc + Hex)
910.467(PEP+HexNAc(1)_1)
1056.525(PEP+HexNAc(1)Fuc(1)_1)
1128.979(PEP+HexNAc(3)Hex(4)Fuc(2)_2)
1157.501(PEP+HexNAc(4)Hex(4)Fuc(1)_2)
1238.522(PEP+HexNAc(4)Hex(5)Fuc(1)_2)
1259.607(PEP+HexNAc(2)Fuc(1)_1)
1311.550(PEP+HexNAc(4)Hex(5)Fuc(2)_2)
1384.581(PEP+HexNAc(4)Hex(5)Fuc(3)_2)
1421.081(PEP+HexNAc(5)Hex(6)Fuc(1)_2)
1494.118(PEP+HexNAc(5)Hex(6)Fuc(2)_2)
1640.688
1713.641
1745.764(PEP+HexNAc(2)Hex(3)Fuc(1)_1)
1802.788(PEP+HexNAc(3)Hex(3)_1)
1948.847(PEP+HexNAc(3)Hex(3)Fuc(1)_1)
1964.845(PEP+HexNAc(3)Hex(4)_1)
ETD-MS/MS Scan:5174, Noise threshold:0.6
Relative Intensity (%)
366.141(HexNAc + Hex)
448.919
512.200(HexNAc(1)Hex(1)Fuc(1)_1)
1074.352
1311.551(PEP+HexNAc(4)Hex(5)Fuc(2)_2)
1384.572(PEP+HexNAc(4)Hex(5)Fuc(3)_2)
1494.117(PEP+HexNAc(5)Hex(6)Fuc(2)_2)
M+2H
m/z

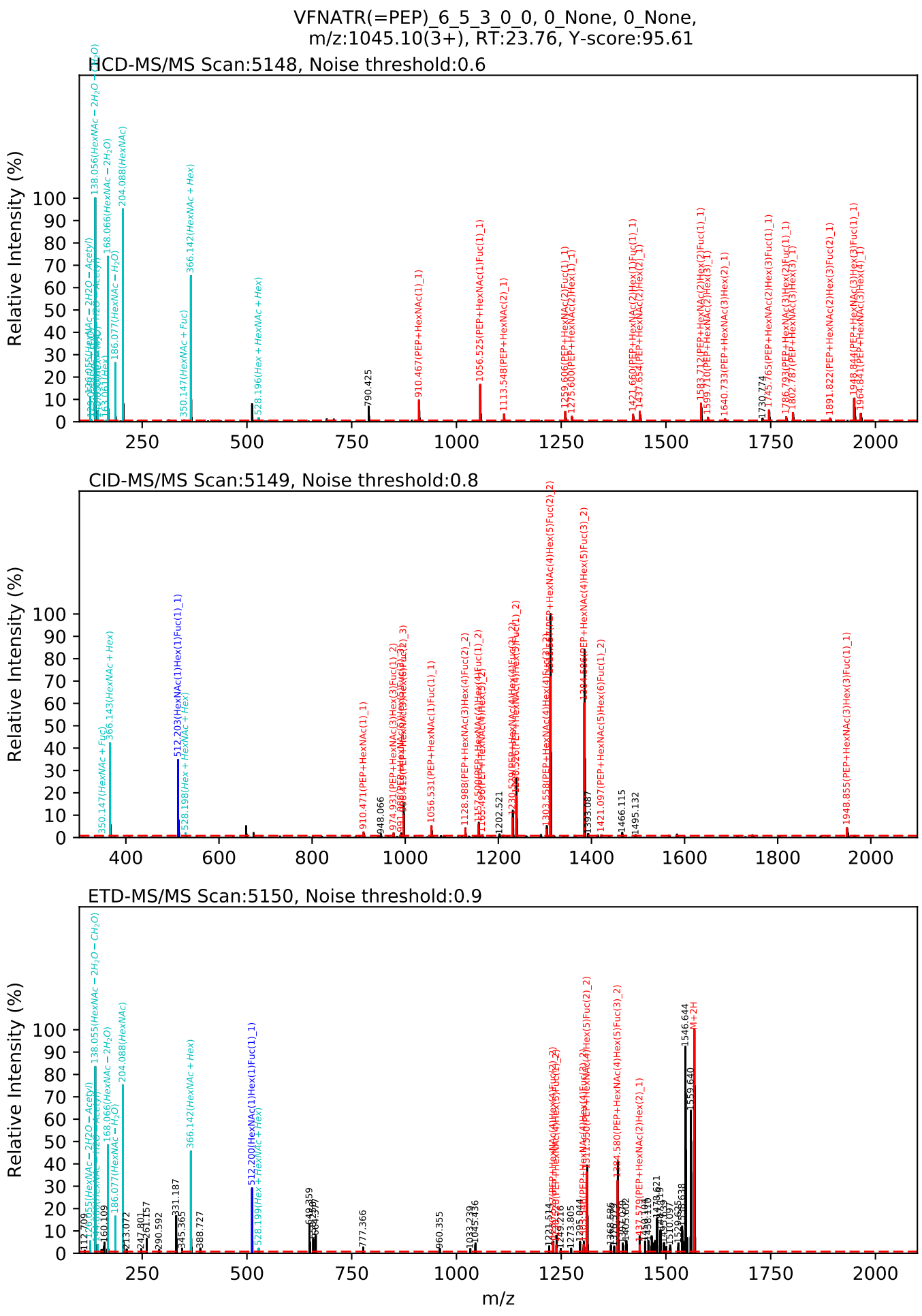
VFNATR(=PEP)_6_5_3_0_0, 0_None, 0_None,
m/z:1045.10(3+), RT:23.76, Y-score:95.61
HCD-MS/MS Scan:5148, Noise threshold:0.6
CID-MS/MS Scan:5149, Noise threshold:0.8
ETD-MS/MS Scan:5150, Noise threshold:0.9
Relative Intensity (%)
m/z

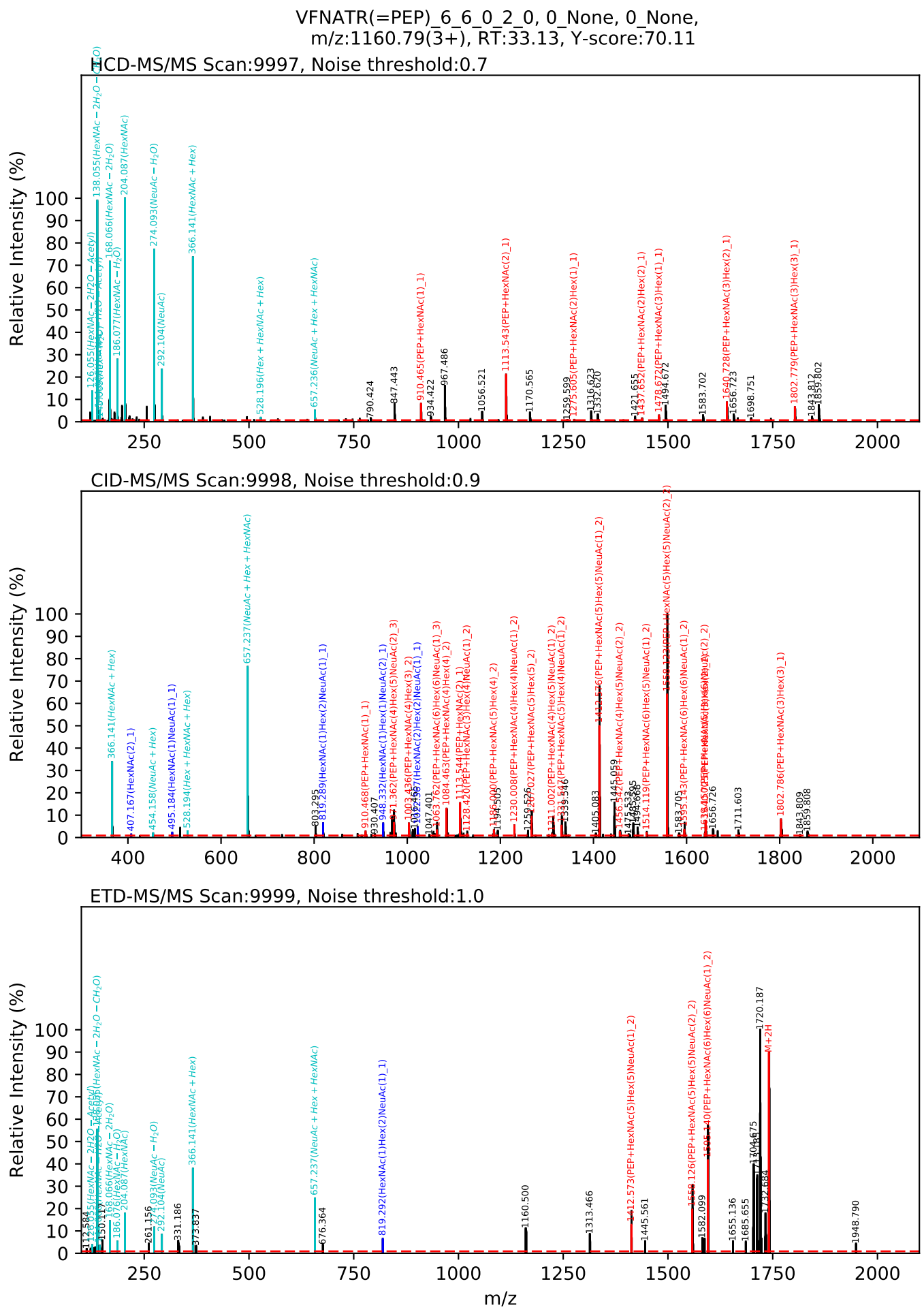
VFNATR(=PEP)_6_6_0_2_0, 0_None, 0_None,
m/z:1160.79(3+), RT:33.13, Y-score:70.11
HCD-MS/MS Scan:9997, Noise threshold:0.7
CID-MS/MS Scan:9998, Noise threshold:0.9
ETD-MS/MS Scan:9999, Noise threshold:1.0
Relative Intensity (%)
m/z

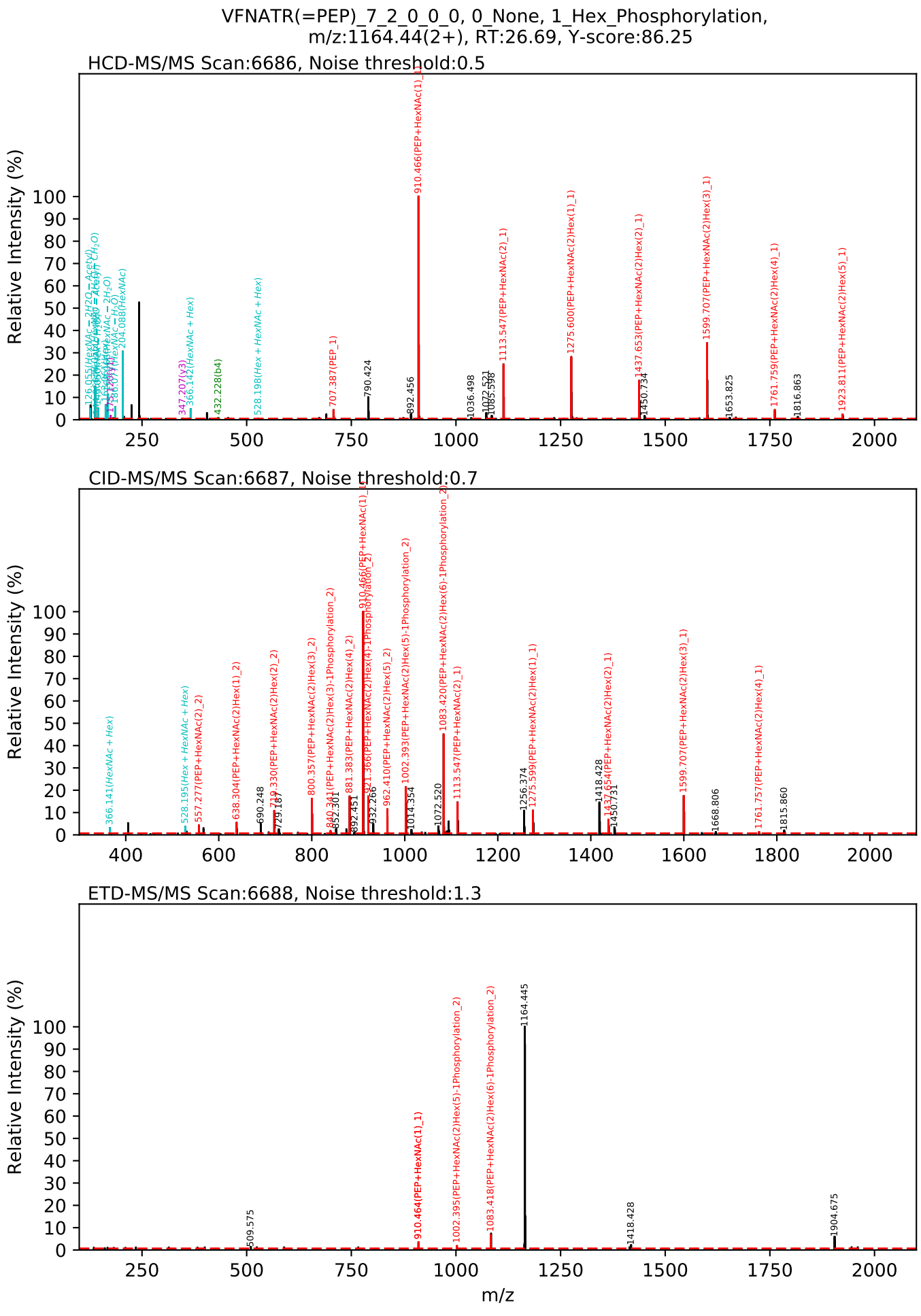
VFNATR(=PEP)_7_2_0_0_0, 0_None, 1_Hex_Phosphorylation,
m/z:1164.44(2+), RT:26.69, Y-score:86.25
HCD-MS/MS Scan:6686, Noise threshold:0.5
Relative Intensity (%)
347.207(y3)
366.142(HexNAc + Hex)
432.228(b4)
528.198(Hex + HexNAc + Hex)
707.387(PEP_1)
790.424
892.456
910.466(PEP+HexNAc(1)_1)
1036.498
1072.521
1085.598
1113.547(PEP+HexNAc(2)_1)
1275.600(PEP+HexNAc(2)Hex(1)_1)
1437.653(PEP+HexNAc(2)Hex(2)_1)
1450.734
1599.707(PEP+HexNAc(2)Hex(3)_1)
1653.825
1761.759(PEP+HexNAc(2)Hex(4)_1)
1816.863
1923.811(PEP+HexNAc(2)Hex(5)_1)
CID-MS/MS Scan:6687, Noise threshold:0.7
Relative Intensity (%)
366.141(HexNAc + Hex)
528.195(Hex + HexNAc + Hex)
557.277(PEP+HexNAc(2)_2)
638.304(PEP+HexNAc(2)Hex(1)_2)
690.248
729.187
719.330(PEP+HexNAc(2)Hex(2)_2)
800.357(PEP+HexNAc(2)Hex(3)_2)
840.341(PEP+HexNAc(2)Hex(3)-1Phosphorylation_2)
852.301
881.383(PEP+HexNAc(2)Hex(4)_2)
892.451
910.466(PEP+HexNAc(1)_1)
921.366(PEP+HexNAc(2)Hex(4)-1Phosphorylation_2)
932.266
962.410(PEP+HexNAc(2)Hex(5)_2)
1002.393(PEP+HexNAc(2)Hex(5)-1Phosphorylation_2)
1014.354
1072.520
1083.420(PEP+HexNAc(2)Hex(6)-1Phosphorylation_2)
1113.547(PEP+HexNAc(2)_1)
1256.374
1275.599(PEP+HexNAc(2)Hex(1)_1)
1418.428
1437.654(PEP+HexNAc(2)Hex(2)_1)
1450.731
1599.707(PEP+HexNAc(2)Hex(3)_1)
1668.806
1761.757(PEP+HexNAc(2)Hex(4)_1)
1815.860
ETD-MS/MS Scan:6688, Noise threshold:1.3
Relative Intensity (%)
509.575
910.464(PEP+HexNAc(1)_1)
1002.395(PEP+HexNAc(2)Hex(5)-1Phosphorylation_2)
1083.418(PEP+HexNAc(2)Hex(6)-1Phosphorylation_2)
1164.445
1418.428
1904.675
m/z

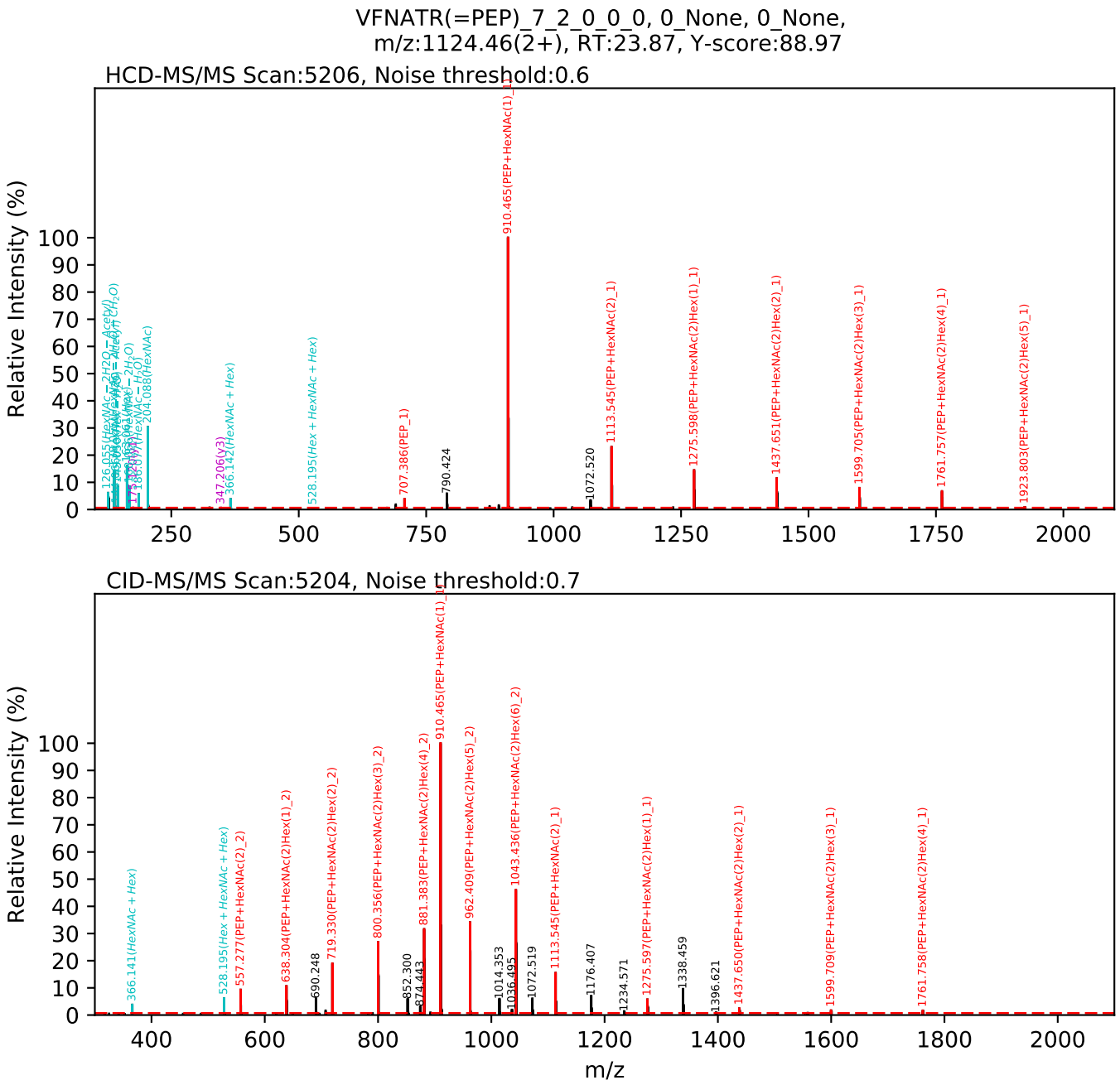
VFNATR(=PEP)_7_2_0_0_0, 0_None, 0_None,
m/z:1124.46(2+), RT:23.87, Y-score:88.97
HCD-MS/MS Scan:5206, Noise threshold:0.6
Relative Intensity (%)
910.465(PEP+HexNAc(1)_1)
1113.545(PEP+HexNAc(2)_1)
1275.598(PEP+HexNAc(2)Hex(1)_1)
1437.651(PEP+HexNAc(2)Hex(2)_1)
1599.705(PEP+HexNAc(2)Hex(3)_1)
1761.757(PEP+HexNAc(2)Hex(4)_1)
1923.803(PEP+HexNAc(2)Hex(5)_1)
707.386(PEP_1)
790.424
1072.520
528.195(Hex + HexNAc + Hex)
366.141(HexNAc + Hex)
347.206(y3)
204.088(HexNAc)
CID-MS/MS Scan:5204, Noise threshold:0.7
Relative Intensity (%)
m/z
366.141(HexNAc + Hex)
528.195(Hex + HexNAc + Hex)
557.277(PEP+HexNAc(2)_2)
638.304(PEP+HexNAc(2)Hex(1)_2)
690.248
719.330(PEP+HexNAc(2)Hex(2)_2)
800.356(PEP+HexNAc(2)Hex(3)_2)
852.300
874.443
881.383(PEP+HexNAc(2)Hex(4)_2)
910.465(PEP+HexNAc(1)_1)
962.409(PEP+HexNAc(2)Hex(5)_2)
1014.353
1036.495
1043.436(PEP+HexNAc(2)Hex(6)_2)
1072.519
1113.545(PEP+HexNAc(2)_1)
1176.407
1234.571
1275.597(PEP+HexNAc(2)Hex(1)_1)
1338.459
1396.621
1437.650(PEP+HexNAc(2)Hex(2)_1)
1599.709(PEP+HexNAc(2)Hex(3)_1)
1761.758(PEP+HexNAc(2)Hex(4)_1)

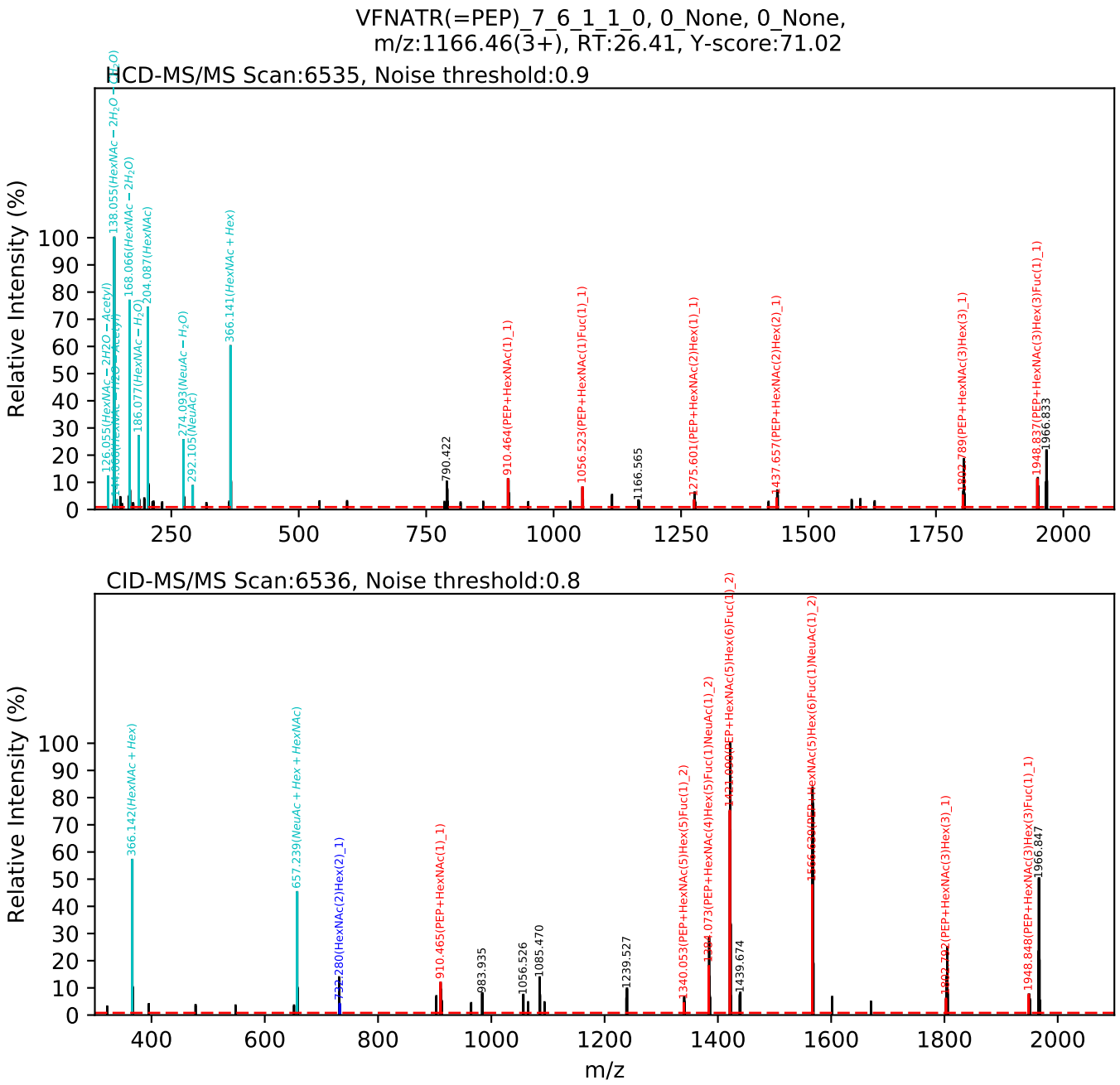
VFNATR(=PEP)_7_6_1_1_0, 0_None, 0_None,
m/z:1166.46(3+), RT:26.41, Y-score:71.02
HCD-MS/MS Scan:6535, Noise threshold:0.9
Relative Intensity (%)
126.055(HexNAc − 2H2O − Acetyl)
138.055(HexNAc − 2H2O)
168.066(HexNAc − H2O − Acetyl)
168.066(HexNAc − 2H2O)
186.077(HexNAc − H2O)
204.087(HexNAc)
274.093(NeuAc − H2O)
292.105(NeuAc)
366.141(HexNAc + Hex)
790.422
910.464(PEP+HexNAc(1)_1)
1056.523(PEP+HexNAc(1)Fuc(1)_1)
1166.565
1275.601(PEP+HexNAc(2)Hex(1)_1)
1437.657(PEP+HexNAc(2)Hex(2)_1)
1803.789(PEP+HexNAc(3)Hex(3)_1)
1948.837(PEP+HexNAc(3)Hex(3)Fuc(1)_1)
1966.833
CID-MS/MS Scan:6536, Noise threshold:0.8
Relative Intensity (%)
366.142(HexNAc + Hex)
657.239(NeuAc + Hex + HexNAc)
732.280(HexNAc(2)Hex(2)_1)
910.465(PEP+HexNAc(1)_1)
983.935
1056.526
1085.470
1239.527
1340.053(PEP+HexNAc(5)Hex(5)Fuc(1)_2)
1384.073(PEP+HexNAc(4)Hex(5)Fuc(1)NeuAc(1)_2)
1439.674
1948.848(PEP+HexNAc(3)Hex(3)Fuc(1)_1)
1966.847
m/z

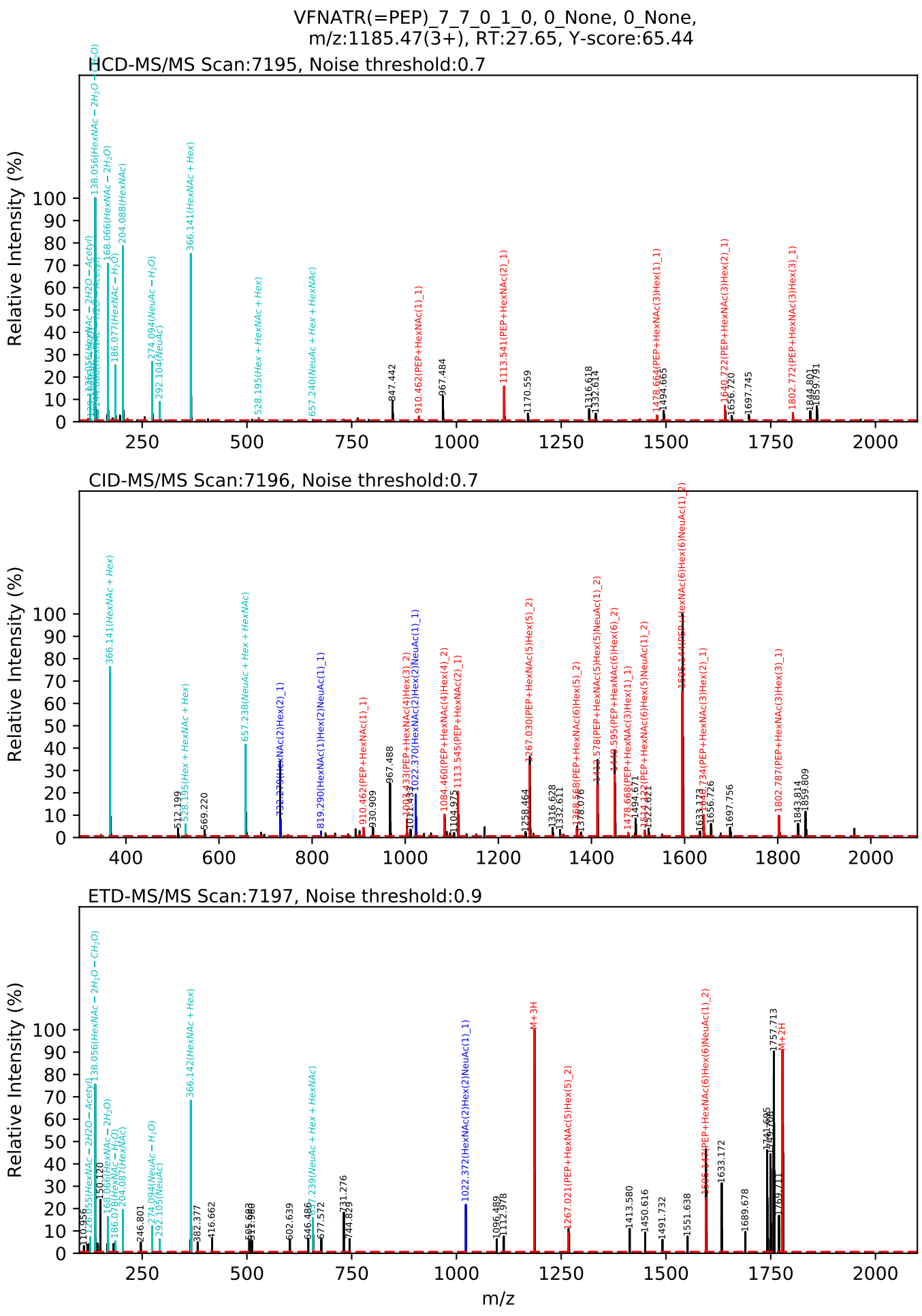
VFNATR(=PEP)_7_7_0_1_0, 0_None, 0_None,
m/z:1185.47(3+), RT:27.65, Y-score:65.44
HCD-MS/MS Scan:7195, Noise threshold:0.7
CID-MS/MS Scan:7196, Noise threshold:0.7
ETD-MS/MS Scan:7197, Noise threshold:0.9
Relative Intensity (%)
m/z